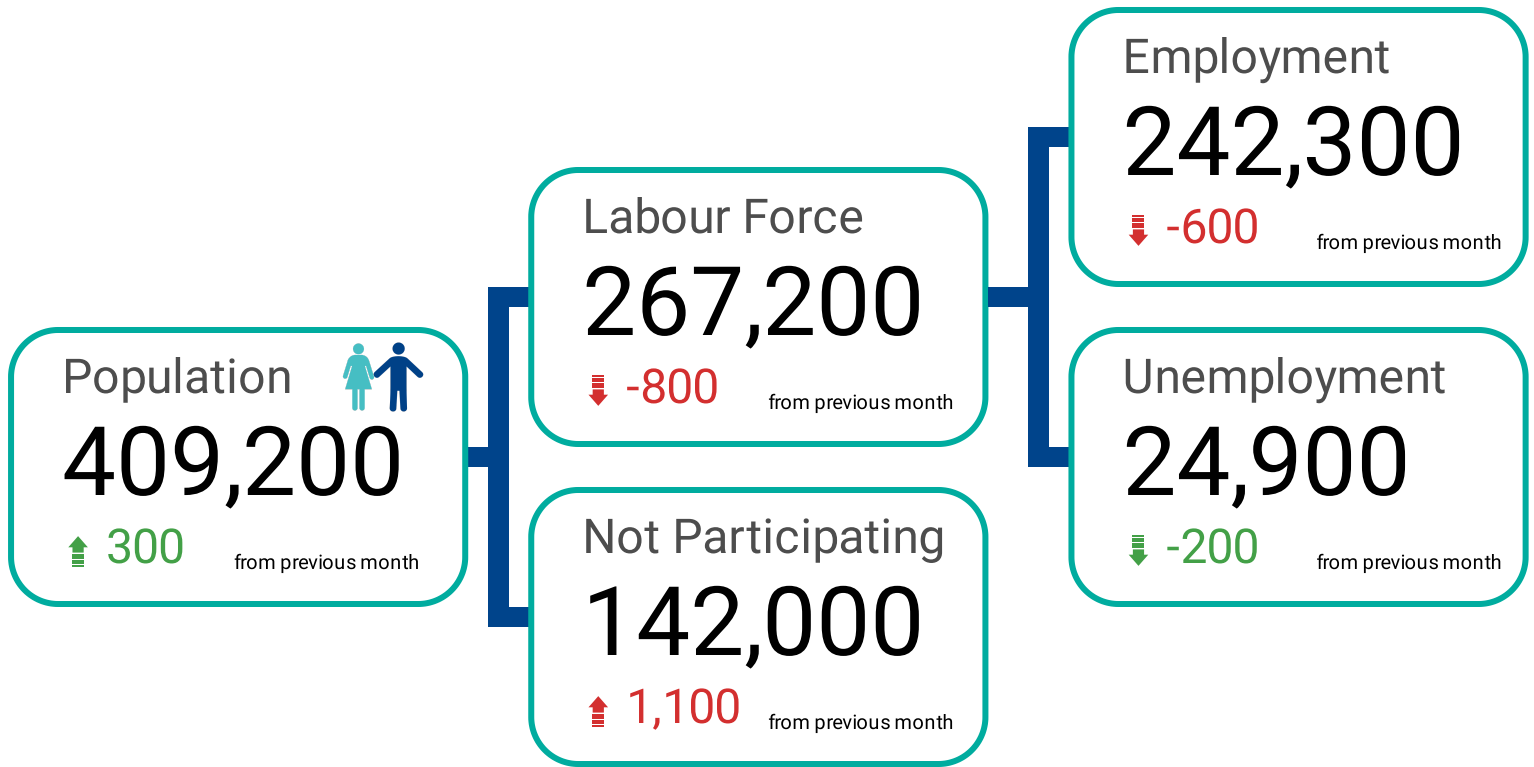


Released April 4, 2025 | Seasonally adjusted, standard margin of error

LABOUR FORCE SURVEY RESULTS AT A GLANCE

How has population, labour force participation, employment, and unemployment changed from the previous month?



COMPARING LABOUR FORCE SURVEY RESULTS

How has Windsor CMA performed relative to the overall Ontario and Canadian performance?

WINDSOR CMA Local Results

Unemployment Rate
9.3%
↓ -0.1% from previous month

↑ 1.7% from same month last year

The % of the population aged 15 years of age and older who are looking for work.

Employment Rate
59.2%
↓ -0.2% from previous month

↑ 1.3% from same month last year

The % of the population aged 15 years of age and older who are working.

Participation Rate
65.3%
↓ -0.2% from previous month

↑ 2.6% from same month last year

The % of the population aged 15 years of age and older who are working or looking for work.

ONTARIO Provincial Results

ON Unemployment Rate
7.5%
↑ 0.2% from previous month

ON Employment Rate
60.2%
↓ -0.3% from previous month

ON Participation Rate
65.1%
↓ -0.2% from previous month

CANADA Federal Results

CDN Unemployment Rate
6.7%
↑ 0.1% from previous month

CDN Employment Rate
60.9%
↓ -0.2% from previous month

CDN Participation Rate
65.2%
↓ -0.1% from previous month

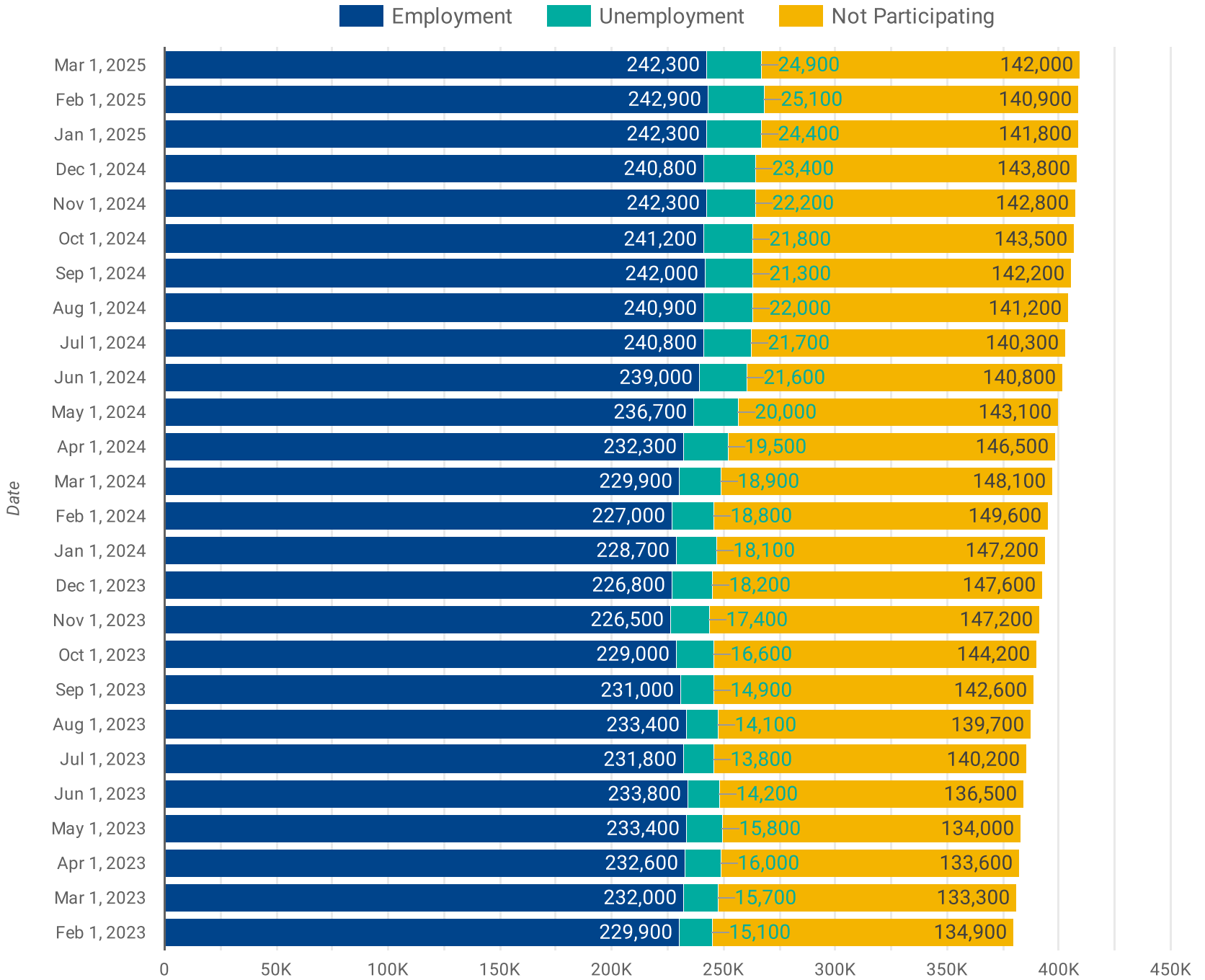


Source:
Statistics Canada: Labour Force Survey: Windsor CMA.
The Windsor CMA includes City of Windsor & all of the County of Essex.

Released April 4, 2025 | Seasonally adjusted, standard margin of error

THE AVAILABLE LABOUR FORCE: PAST 25 MONTHS

How has the available labour force changed over the past 25 months?



THE AVAILABLE LABOUR FORCE: 1-YEAR & 2-YEAR CHANGES

How has the available labour force changed over the past 2 years?

WINDSOR CMA <i>Local Results</i>	Employment	Unemployment	Not Participating
	242.3K	24.9K	142.0K
	↑ 12,400 from same month last year	↑ 6,000 from same month last year	↓ -6,100 from same month last year
	↑ 10,300 from same month 2 years ago	↑ 9,200 from same month 2 years ago	↑ 8,700 from same month 2 years ago

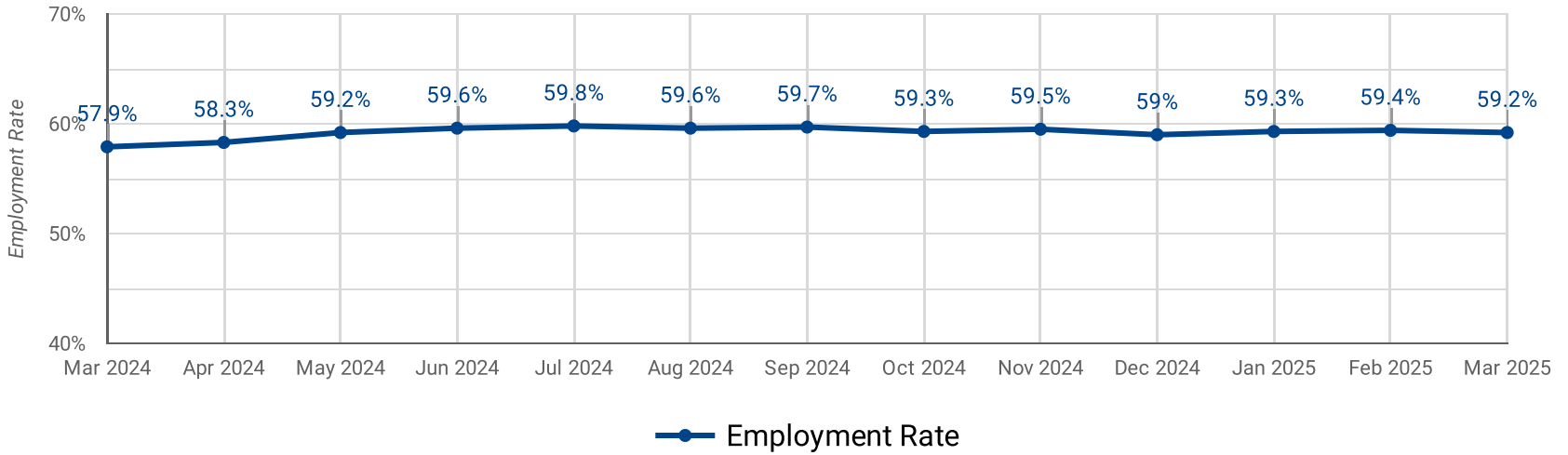


Source:
Statistics Canada: Labour Force Survey: Windsor CMA.
The Windsor CMA includes City of Windsor & all of the County of Essex.

Released April 4, 2025 | Seasonally adjusted, standard margin of error

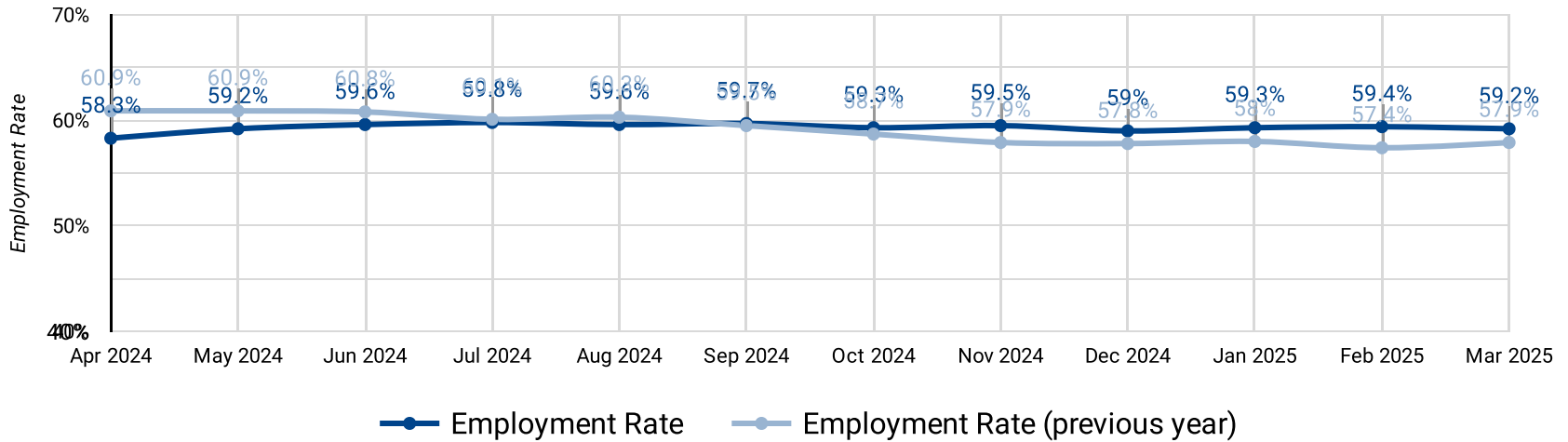
EMPLOYMENT RATE: PAST 13 MONTHS

How has the employment rate changed over the last 13 months?



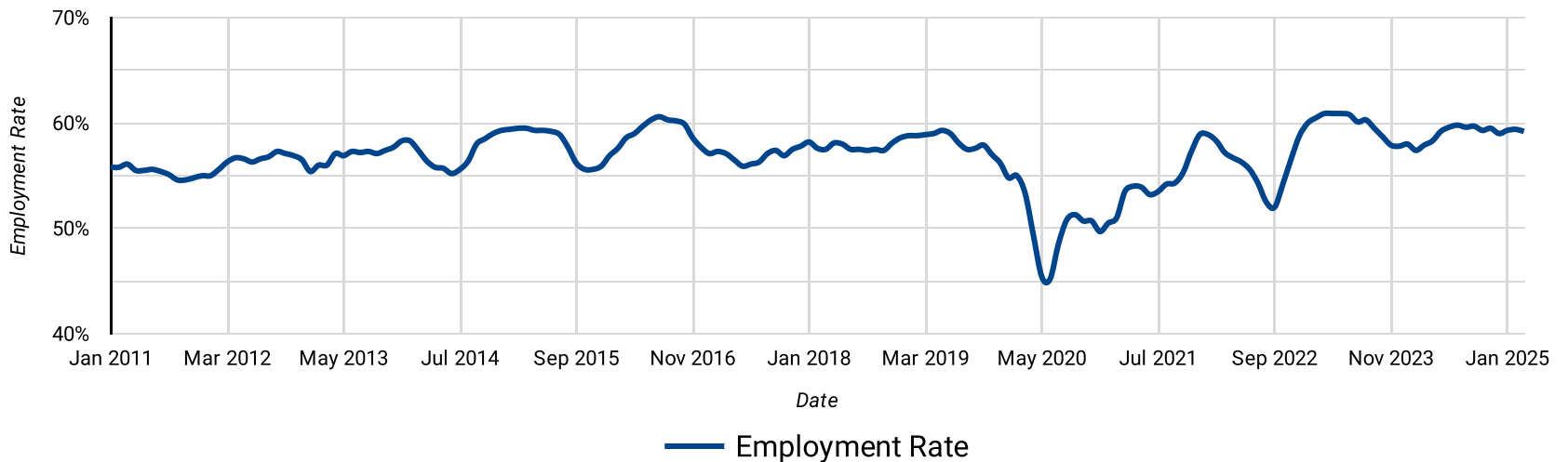
EMPLOYMENT RATE: YEAR OVER YEAR BY MONTH

How does the employment rate compare against last year's employment rate?



EMPLOYMENT RATE: SINCE JANUARY 2011 BY MONTH

How does the employment rate compare over time?

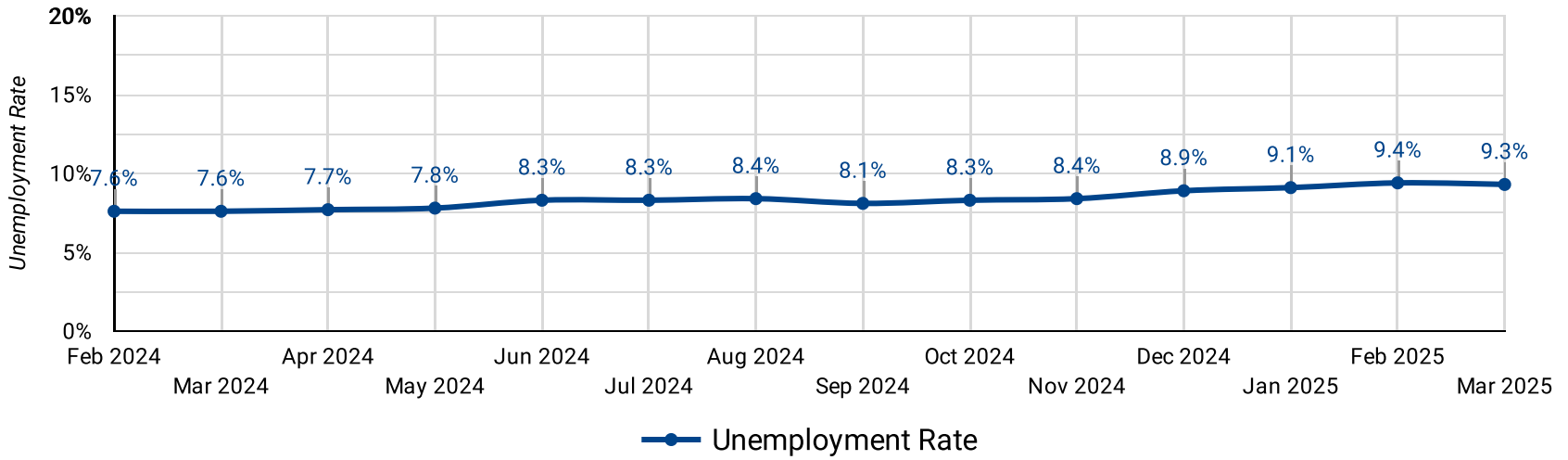


Source:
Statistics Canada: Labour Force Survey: Windsor CMA.
The Windsor CMA includes City of Windsor & all of the County of Essex.

Released April 4, 2025 | Seasonally adjusted, standard margin of error

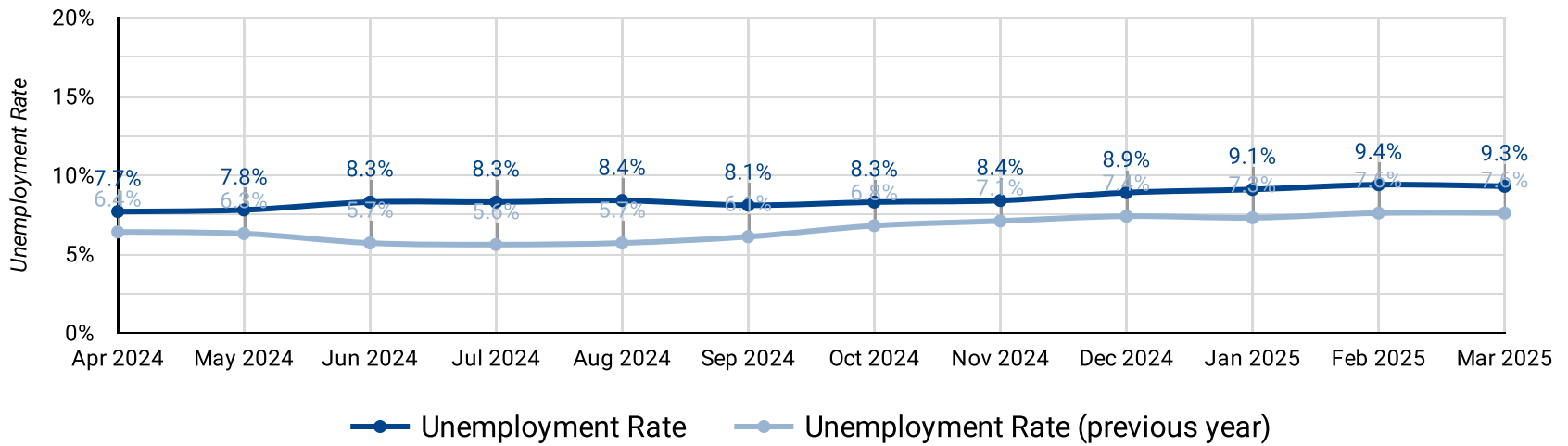
UNEMPLOYMENT RATE: PAST 13 MONTHS

How has the unemployment rate changed over the last 13 months?



UNEMPLOYMENT RATE: YEAR OVER YEAR BY MONTH

How does the unemployment rate compare against last year's unemployment rate?



UNEMPLOYMENT RATE: SINCE JANUARY 2011 BY MONTH

How does the unemployment rate compare over time?

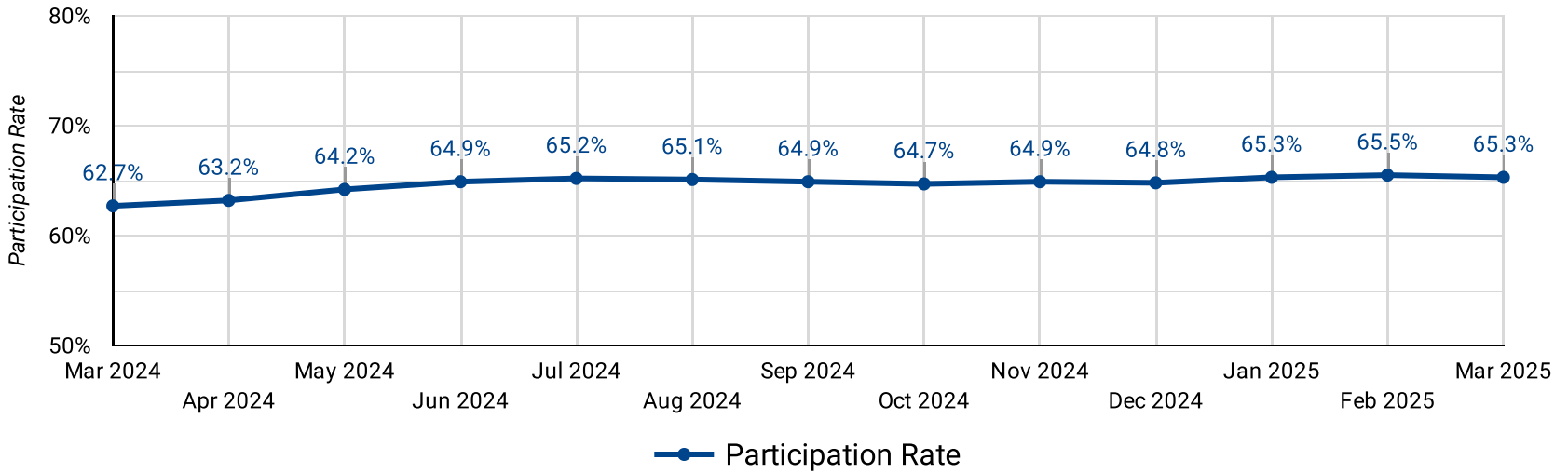


Source:
Statistics Canada: Labour Force Survey: Windsor CMA.
The Windsor CMA includes City of Windsor & all of the County of Essex.

Released April 4, 2025 | Seasonally adjusted, standard margin of error

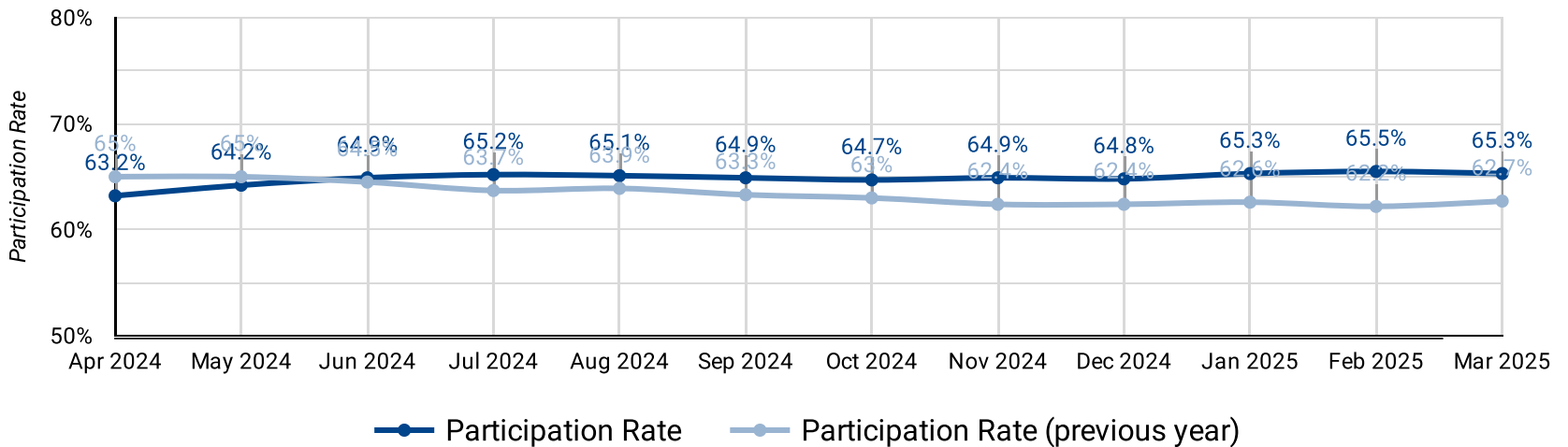
PARTICIPATION RATE: PAST 13 MONTHS

How has the participation rate changed over the last 13 months?



PARTICIPATION RATE: YEAR OVER YEAR BY MONTH

How does the participation rate compare against last year's participation rate?



PARTICIPATION RATE: SINCE JANUARY 2011 BY MONTH

How does the participation rate compare over time?

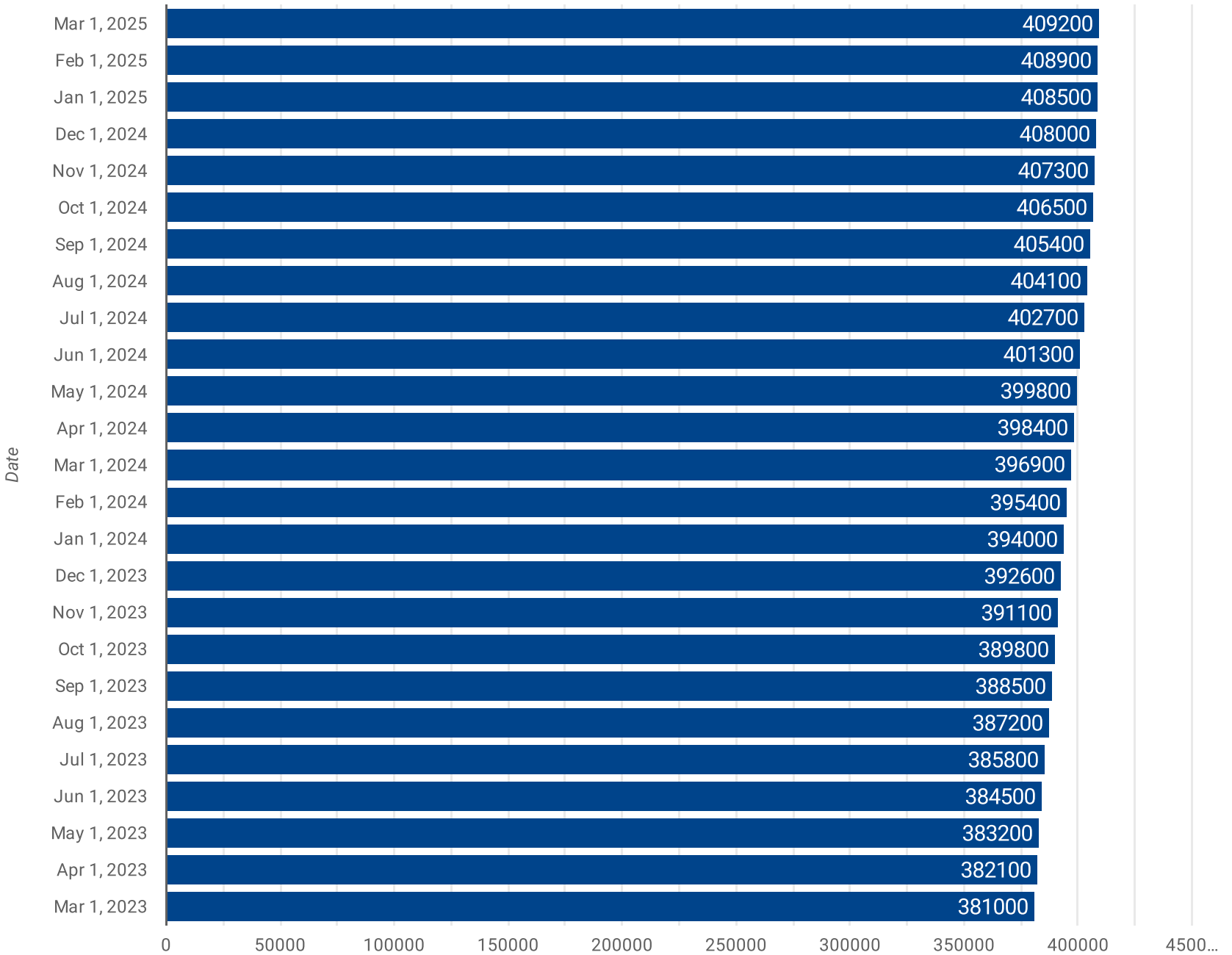


Source:
Statistics Canada: Labour Force Survey: Windsor CMA.
The Windsor CMA includes City of Windsor & all of the County of Essex.

Released April 4, 2025 | Seasonally adjusted, standard margin of error

POPULATION ESTIMATES: PAST 25 MONTHS

How has the population changed over the past 25 months?



POPULATION ESTIMATES: 1-YEAR, 2-YEAR & 3-YEAR CHANGES

How has the population changed over the past 3 years?

WINDSOR CMA

Local Results

Population
409.2K

↑ 13,800 since February 2024

↑ 29,200 since February 2023

↑ 37,800 since February 2022

Population
409.2K

↑ 12,300 in last 12 months

↑ 28,200 in last 24 months

↑ 37,100 in last 36 months



Source:
Statistics Canada: Labour Force Survey: Windsor CMA.
The Windsor CMA includes City of Windsor & all of the County of Essex.