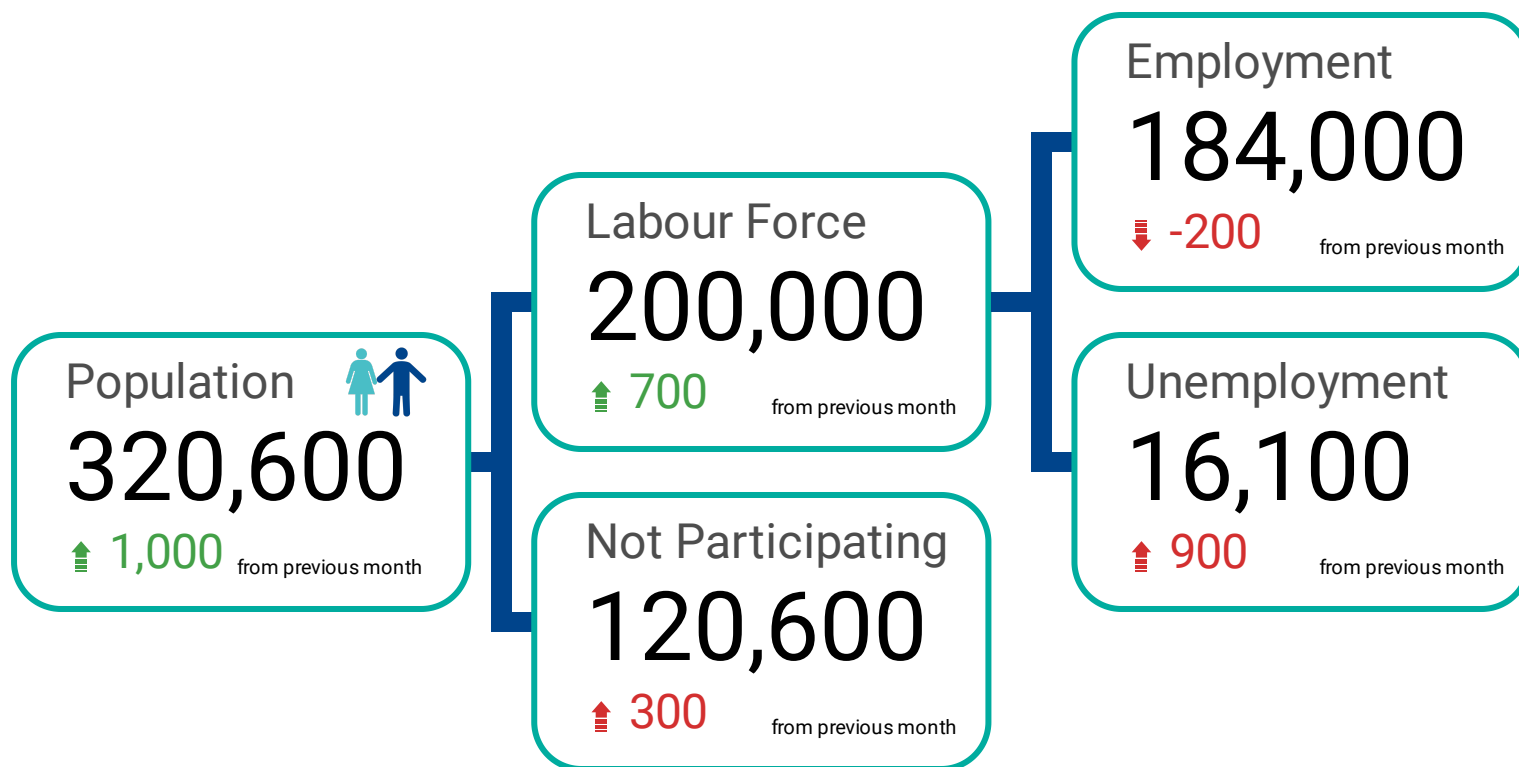


Released January 5, 2024 | Seasonally adjusted, standard margin of error

LABOUR FORCE SURVEY RESULTS AT A GLANCE

How has population, labour force participation, employment, and unemployment changed from the previous month?



COMPARING LABOUR FORCE SURVEY RESULTS

How has Windsor CMA performed relative to the overall Ontario and Canadian performance?

WINDSOR CMA Local Results

Unemployment Rate

8.1%

↑ 0.5% from previous month

↑ 0.2% from same month last year

The % of the population aged 15 years of age and older who are looking for work.

Employment Rate

57.4%

↓ -0.2% from previous month

↓ -1.6% from same month last year

The % of the population aged 15 years of age and older who are working.

Participation Rate

62.4%

0.0% from previous month

↓ -1.6% from same month last year

The % of the population aged 15 years of age and older who are working or looking for work.

ONTARIO Provincial Results

ON Unemployment Rate

6.3%

↑ 0.2% from previous month

ON Employment Rate

60.8%

↓ -0.5% from previous month

ON Participation Rate

64.8%

↓ -0.5% from previous month

CANADA Federal Results

CDN Unemployment Rate

5.8%

0.0% from previous month

CDN Employment Rate

61.6%

↓ -0.2% from previous month

CDN Participation Rate

65.4%

↓ -0.2% from previous month



Source:

Statistics Canada: Labour Force Survey: Windsor CMA.

The Windsor CMA includes Lakeshore, Tecumseh, Windsor, LaSalle, and Amherstburg.

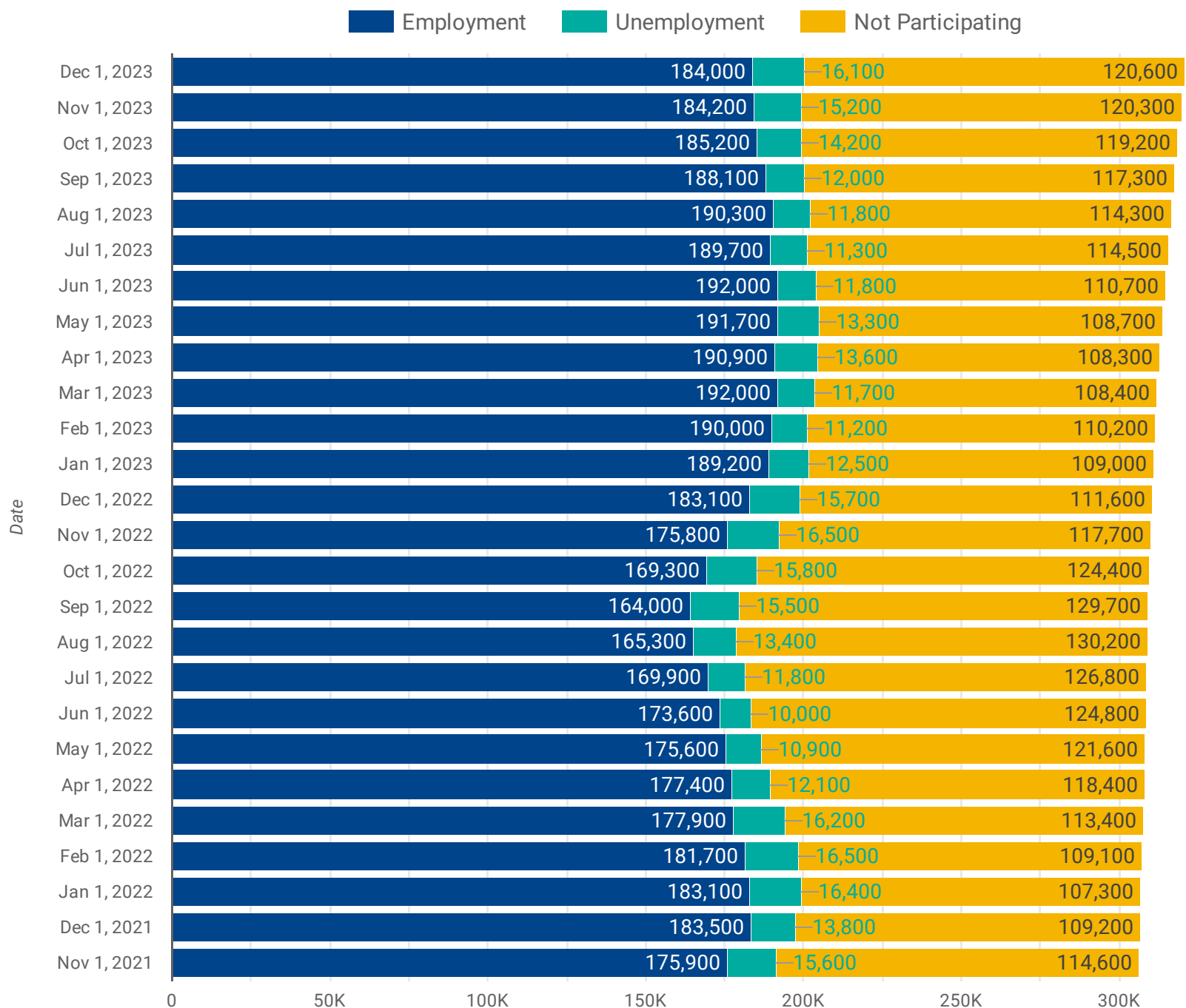
Ontario

This project is funded in part by the Government of Canada and the Government of Ontario

Released January 5, 2024 | Seasonally adjusted, standard margin of error

THE AVAILABLE LABOUR FORCE: PAST 25 MONTHS

How has the available labour force changed over the past 25 months?



THE AVAILABLE LABOUR FORCE: 1-YEAR & 2-YEAR CHANGES

How has the available labour force changed over the past 2 years?

WINDSOR CMA Local Results

Employment
184.0K

↑ 900 from same month last year

↑ 500 from same month 2 years ago

Unemployment
16.1K

↑ 400 from same month last year

↑ 2,300 from same month 2 years ago

Not Participating
120.6K

↑ 9,000 from same month last year

↑ 11,400 from same month 2 years ago



Source:

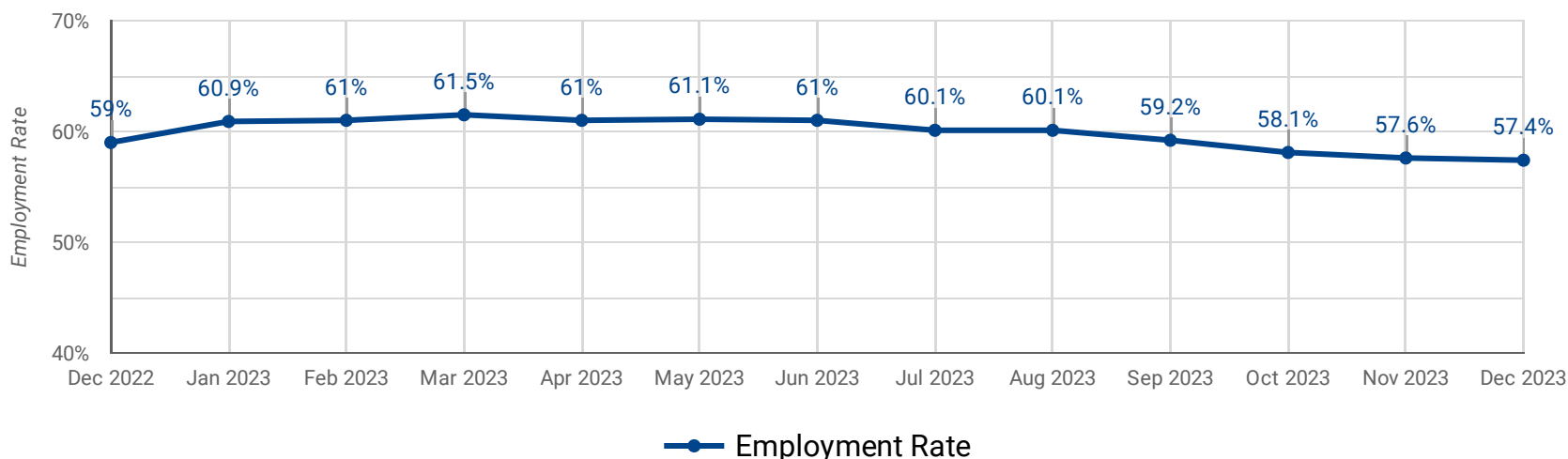
Statistics Canada: Labour Force Survey: Windsor CMA.

The Windsor CMA includes Lakeshore, Tecumseh, Windsor, LaSalle, and Amherstburg.

Released January 5, 2024 | Seasonally adjusted, standard margin of error

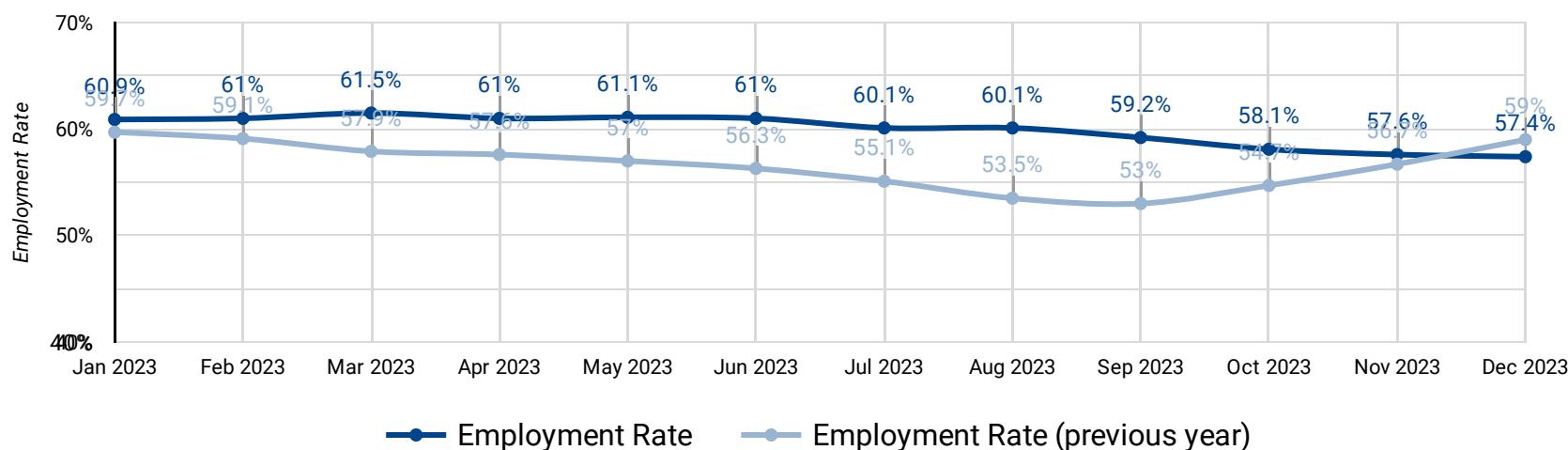
EMPLOYMENT RATE: PAST 13 MONTHS

How has the employment rate changed over the last 13 months?



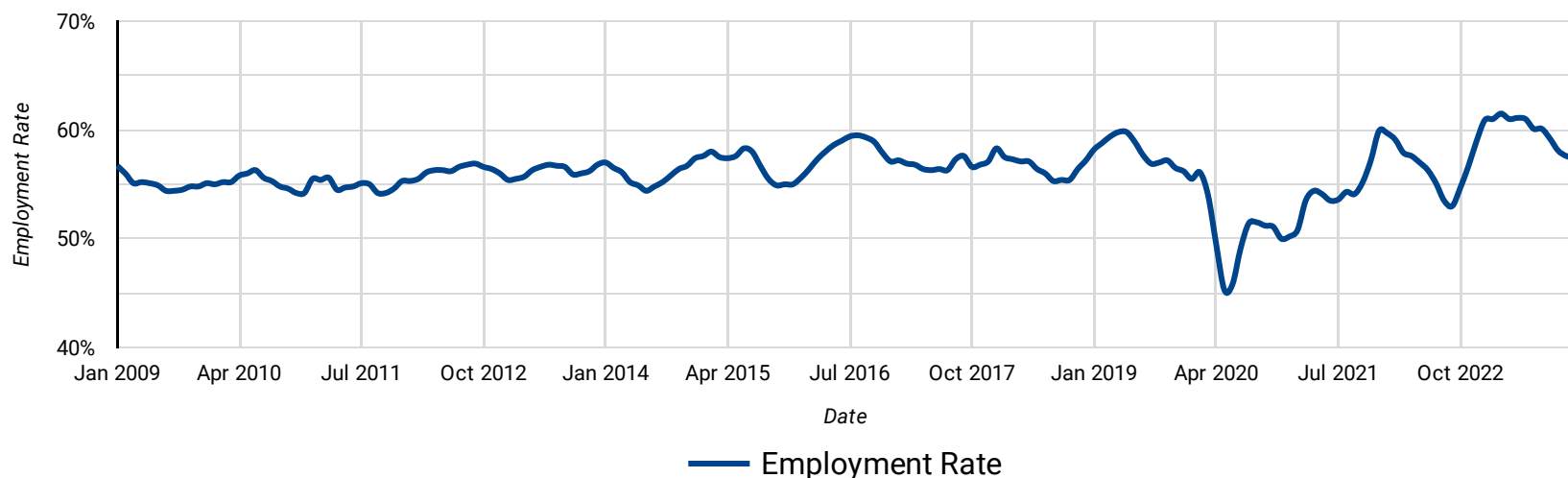
EMPLOYMENT RATE: YEAR OVER YEAR BY MONTH

How does the employment rate compare against last year's employment rate?



EMPLOYMENT RATE: PAST 15 YEARS BY MONTH

How does the employment rate compare over the past 15 years?



Source:

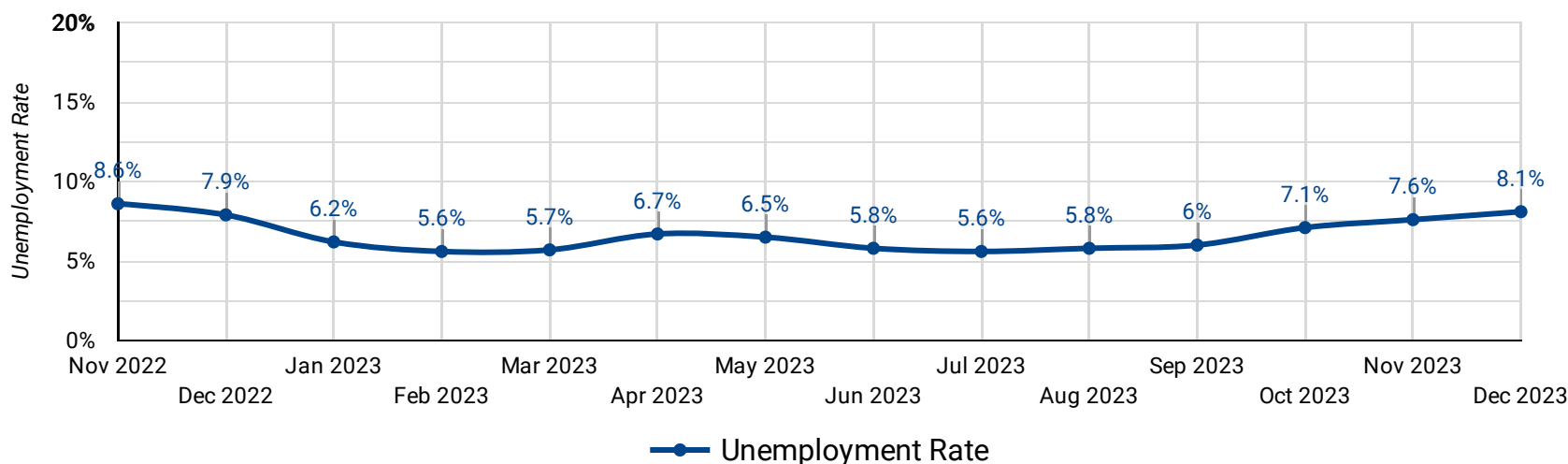
Statistics Canada: Labour Force Survey: Windsor CMA.

The Windsor CMA includes Lakeshore, Tecumseh, Windsor, LaSalle, and Amherstburg.

Released January 5, 2024 | Seasonally adjusted, standard margin of error

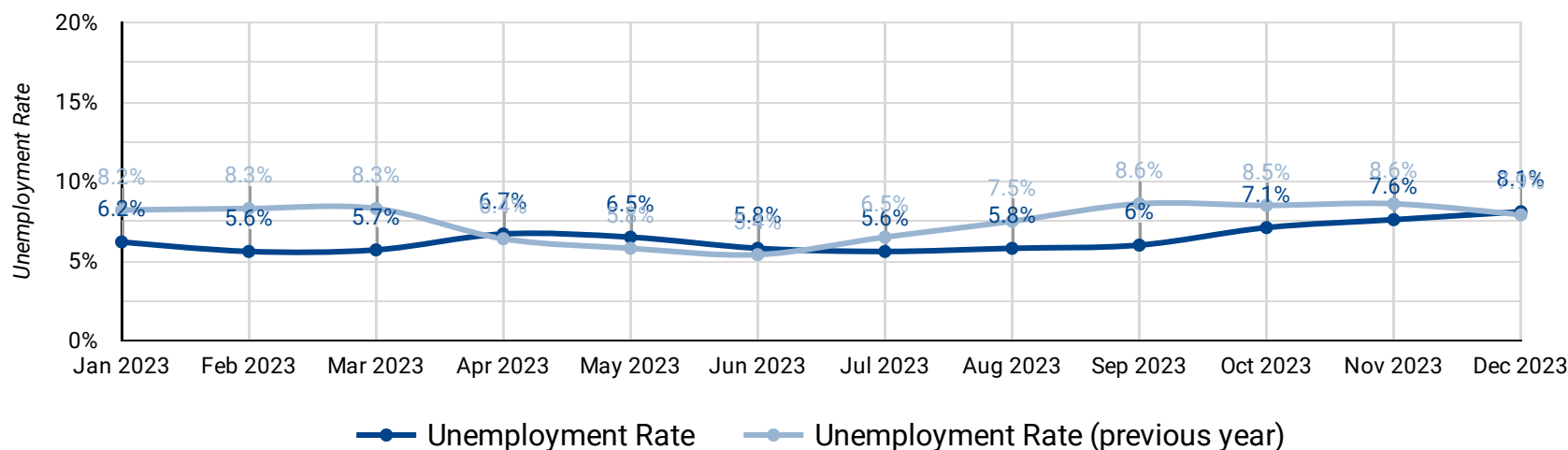
UNEMPLOYMENT RATE: PAST 13 MONTHS

How has the unemployment rate changed over the last 13 months?



UNEMPLOYMENT RATE: YEAR OVER YEAR BY MONTH

How does the unemployment rate compare against last year's unemployment rate?



UNEMPLOYMENT RATE: PAST 15-YEARS BY MONTH

How does the unemployment rate compare over the past 15 years?



Source:

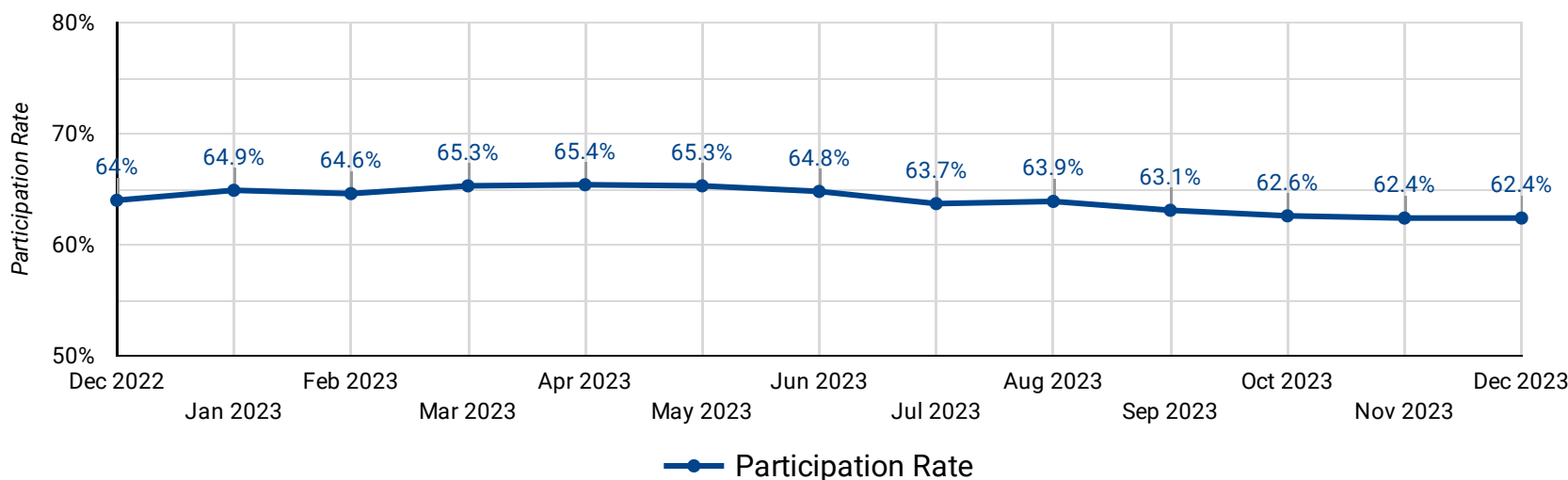
Statistics Canada: Labour Force Survey: Windsor CMA.

The Windsor CMA includes Lakeshore, Tecumseh, Windsor, LaSalle, and Amherstburg.

Released January 5, 2024 | Seasonally adjusted, standard margin of error

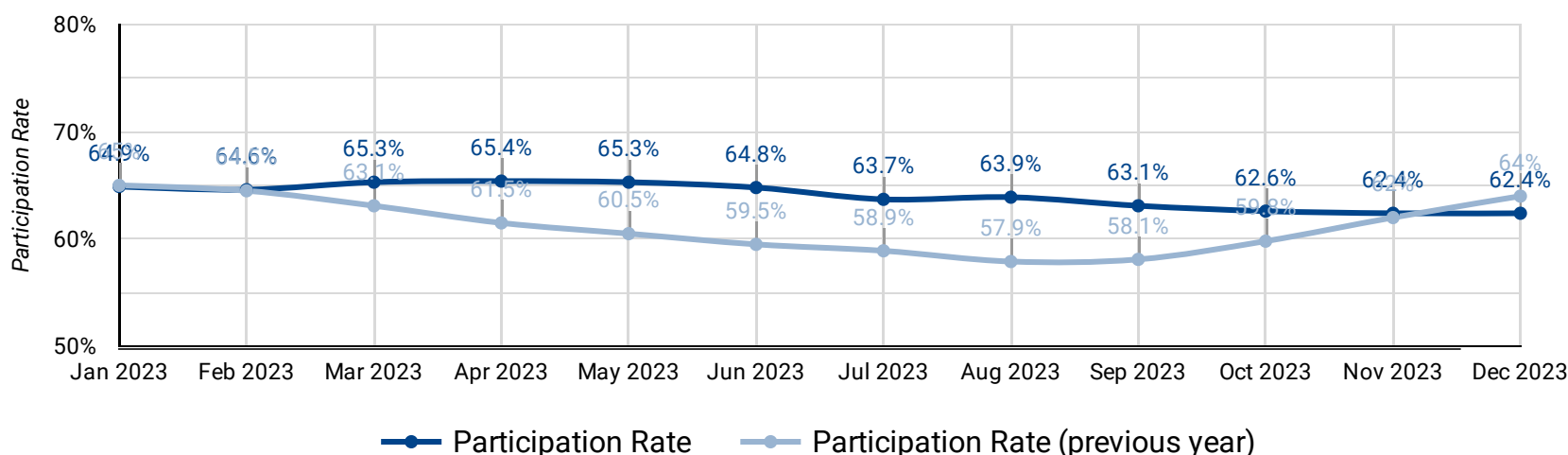
PARTICIPATION RATE: PAST 13 MONTHS

How has the participation rate changed over the last 13 months?



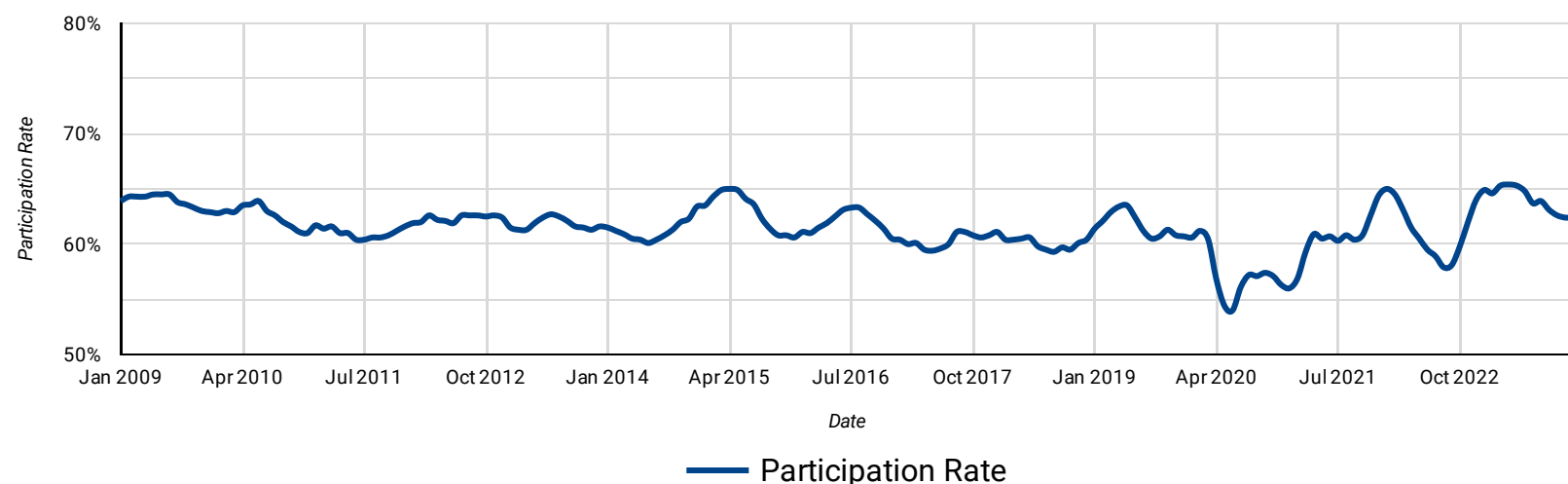
PARTICIPATION RATE: YEAR OVER YEAR BY MONTH

How does the participation rate compare against last year's participation rate?



PARTICIPATION RATE: PAST 15-YEARS BY MONTH

How does the participation rate compare over the past 15 years?



Source:

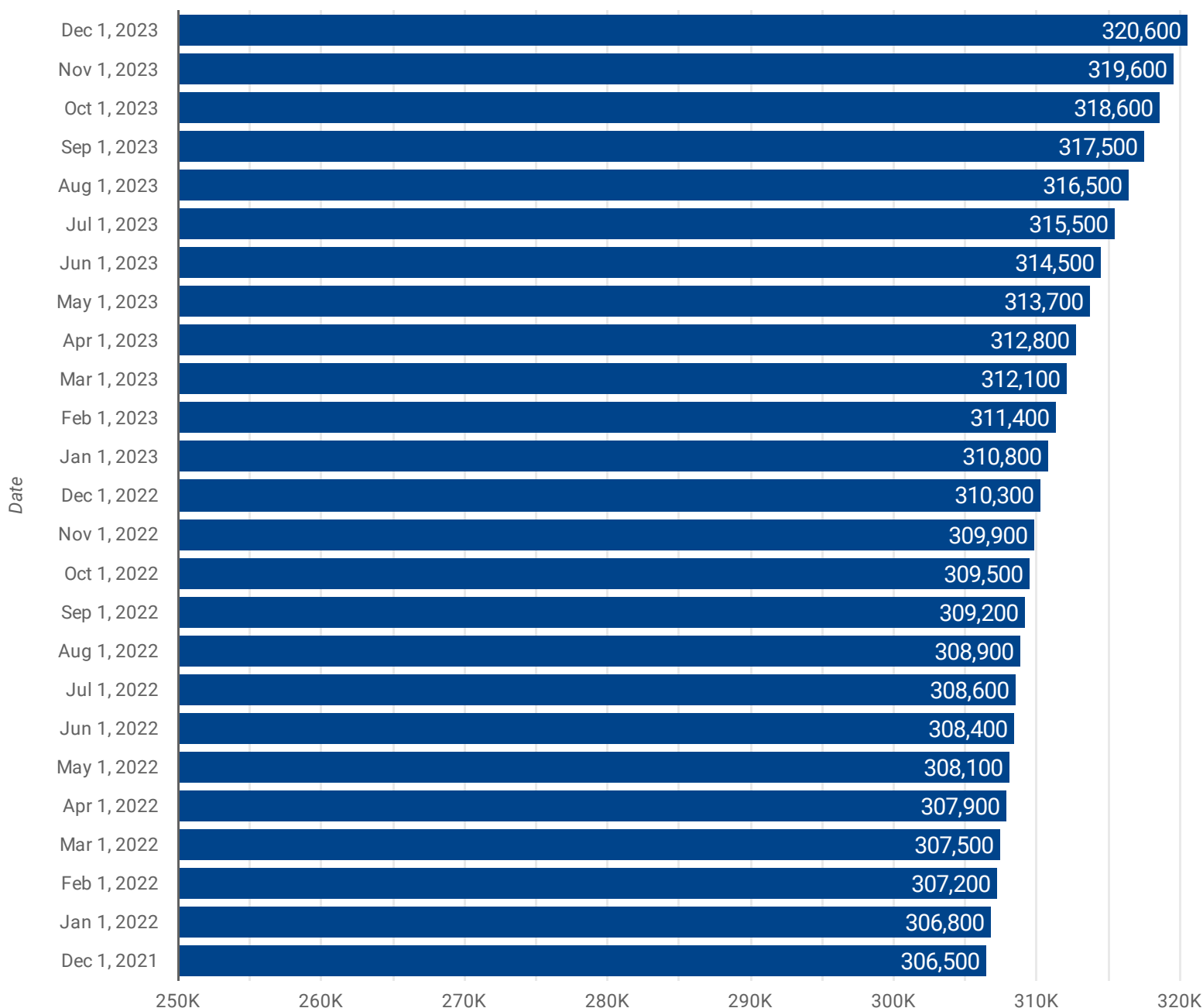
Statistics Canada: Labour Force Survey: Windsor CMA.

The Windsor CMA includes Lakeshore, Tecumseh, Windsor, LaSalle, and Amherstburg.

Released January 5, 2024 | Seasonally adjusted, standard margin of error

POPULATION ESTIMATES: PAST 25 MONTHS

How has the population changed over the past 25 months?



POPULATION ESTIMATES: 1-YEAR, 2-YEAR & 3-YEAR CHANGES

How has the population changed over the past 3 years?

WINDSOR CMA

Local Results

Population
320.6K

↑ 10,700 since November 2022

↑ 14,500 since November 2021


↑ 20,300 since November 2020

Population
320.6K

↑ 10,300 in last 12 months

↑ 14,100 in last 24 months

↑ 16,400 in last 36 months



Source:

Statistics Canada: Labour Force Survey: Windsor CMA.

The Windsor CMA includes Lakeshore, Tecumseh, Windsor, LaSalle, and Amherstburg.



This project is funded in part by the Government of Canada and the Government of Ontario