

JOB DEMAND REPORT

FEBRUARY 2023

HIGHLIGHTS

JOB POSTINGS BY THE NUMBERS				# OF DAYS POSTED	
TOTAL POSTINGS	NEW THIS MONTH	COMPANIES	JOB BOARDS	AVERAGE	MEDIAN
6,048	3,182	1,973	53	20.9	20

REPORT BUILDER

The default filter selection below will show all job demand data for the month. You can use the filters to create a customized report for the purpose of understanding a subset of the data.

OCCUPATION FILTERS

SKILL TYPE NAME / 1-DIGIT NOC	▼
MAJOR GROUP / 2-DIGIT NOC	▼
MINOR GROUP / 3-DIGIT NOC	▼
UNIT GROUP / 4-DIGIT NOC	▼
SKILL LEVEL	▼
JOB TYPE	▼
JOB DURATION	▼
ADDITIONAL LANGUAGE	▼
SPECIFIC JOB TAGS	▼

INDUSTRY/SECTOR FILTERS

HIRING SECTOR BY 2-DIGIT NAICS CODE	▼
HIRING SECTOR BY 3-DIGIT NAICS CODE	▼
HIRING SECTOR BY 4-DIGIT NAICS CODE	▼
HIRING SECTOR BY 5-DIGIT NAICS CODE	▼
HIRING SECTOR BY 6-DIGIT NAICS CODE	▼

OTHER FILTERS

MUNICIPALITY	▼
CITY OR COUNTY	▼
JOB BOARD	▼

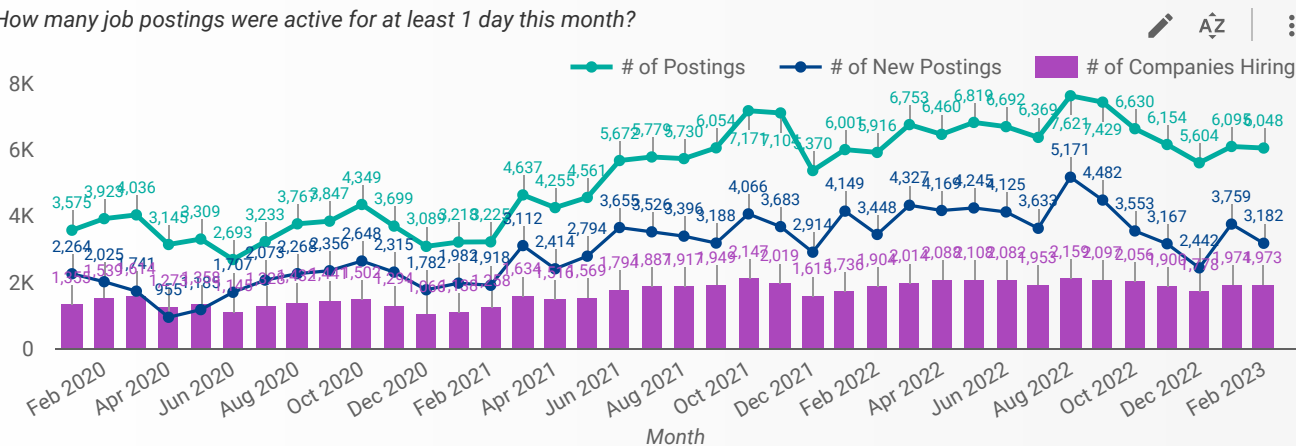
NOC = National Occupation Classification | NAICS = North American Industry Classification System

Source:

Job posting data collected by Workforce WindsorEssex from job boards and employer websites who recruit candidates in Windsor-Essex.

JOB POSTINGS BY MONTH FOR WINDSOR-ESSEX

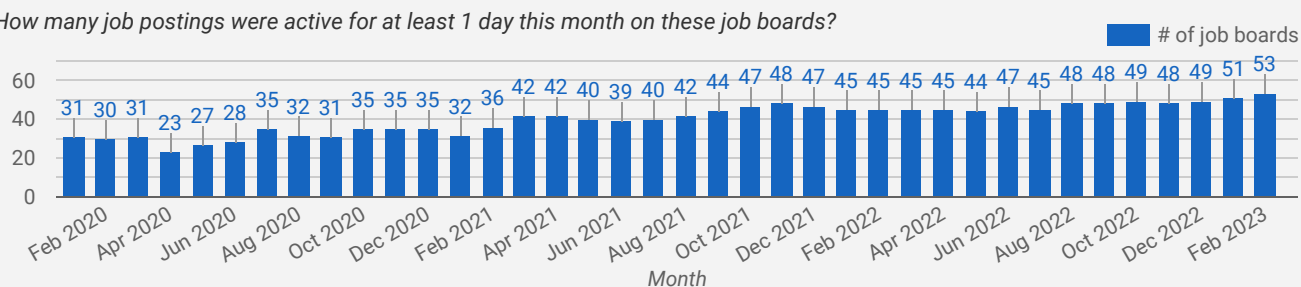
How many job postings were active for at least 1 day this month?



NOTE: This graph cannot be filtered using the controls on the cover page

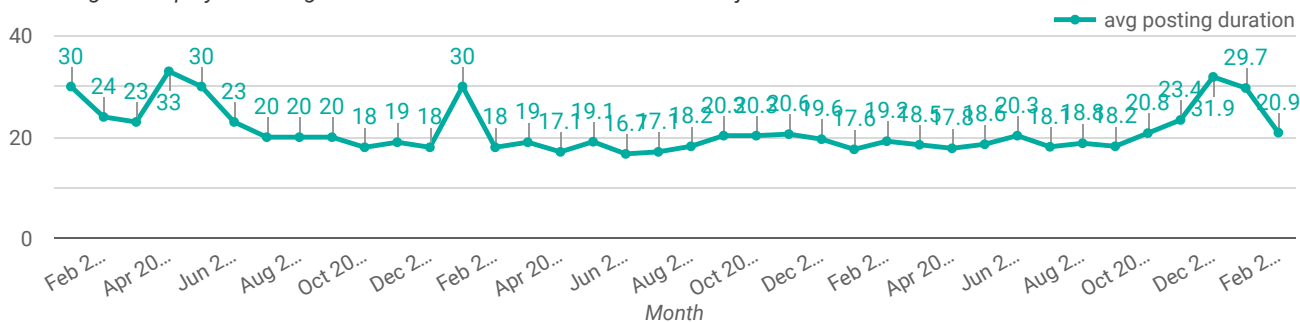
NUMBER OF ACTIVE JOB BOARDS

How many job postings were active for at least 1 day this month on these job boards?



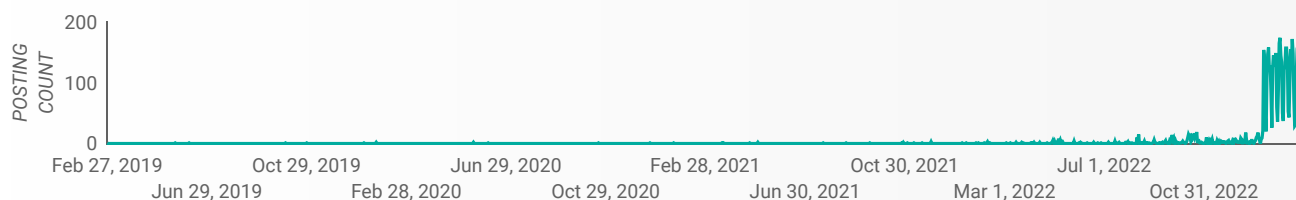
AVG & MEDIAN POSTING LENGTH BY DAYS

How long are employers having to recruit for to find candidates to fill their job vacancies?



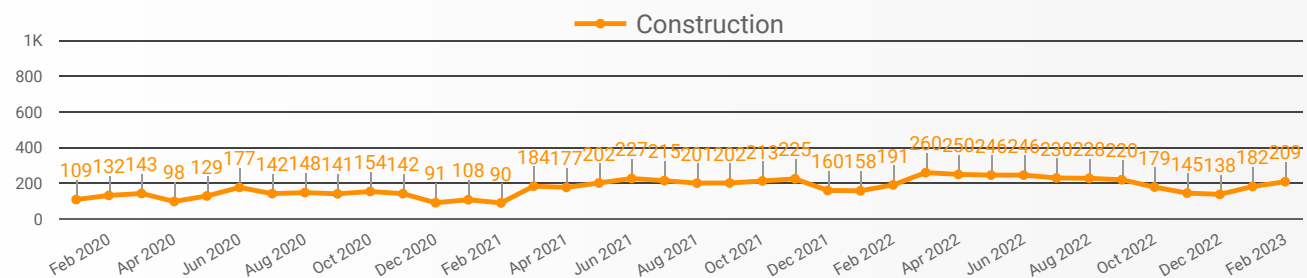
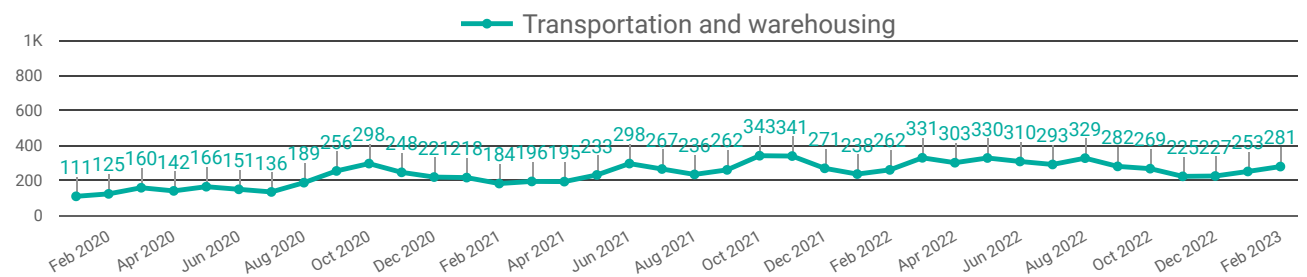
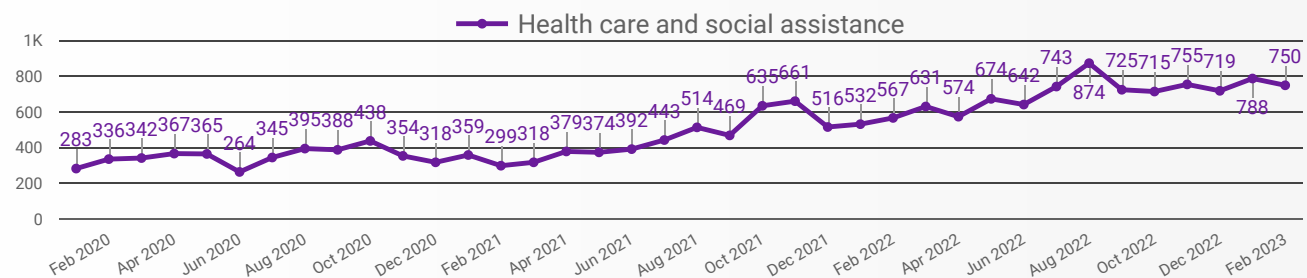
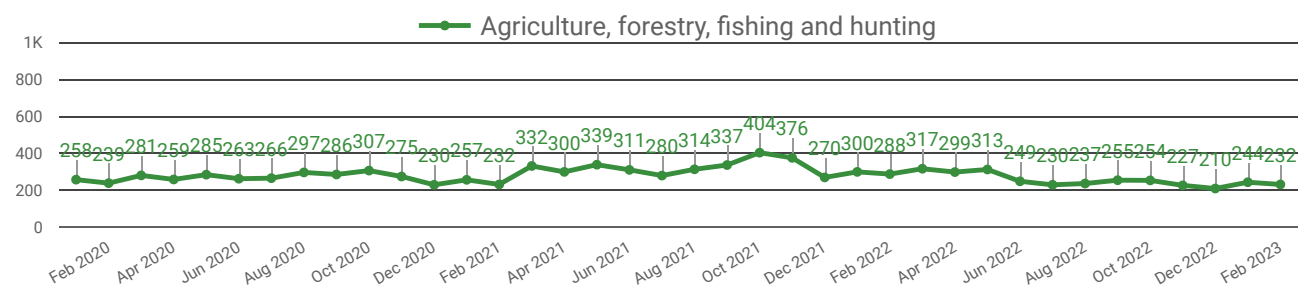
POST DATE TIMELINE FOR THIS MONTH'S ACTIVE JOB POSTINGS

How many job postings were active for at least 1 day this month?



DEMAND BY KEY SECTOR (WINDSOR-ESSEX)

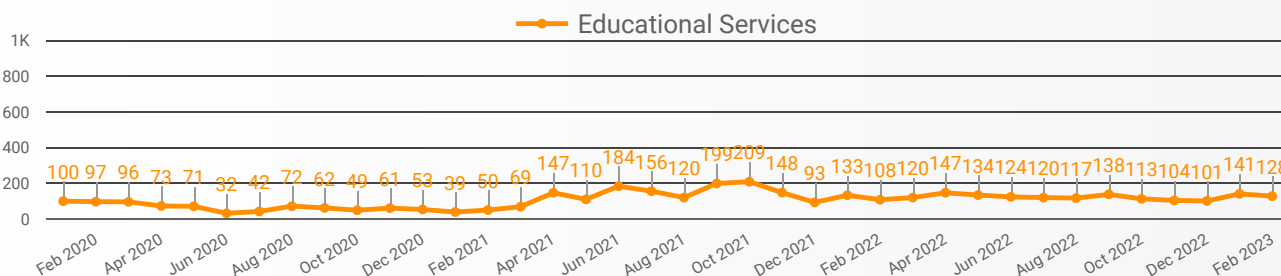
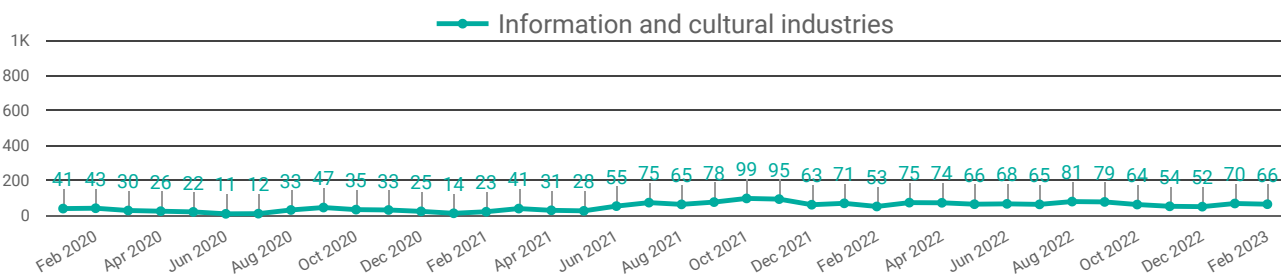
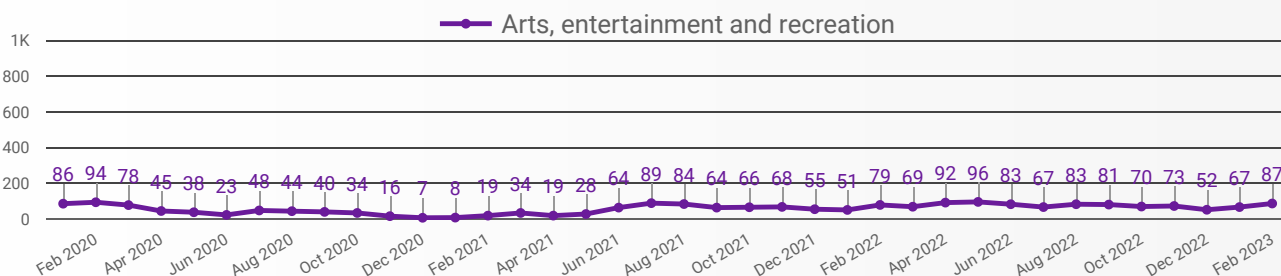
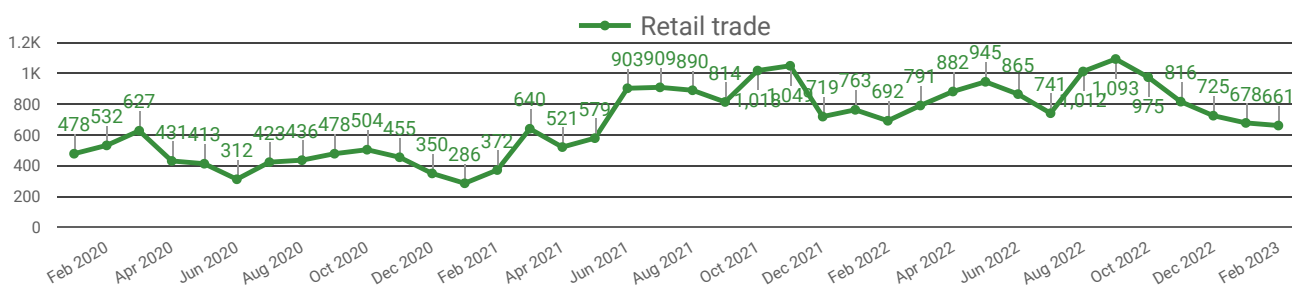
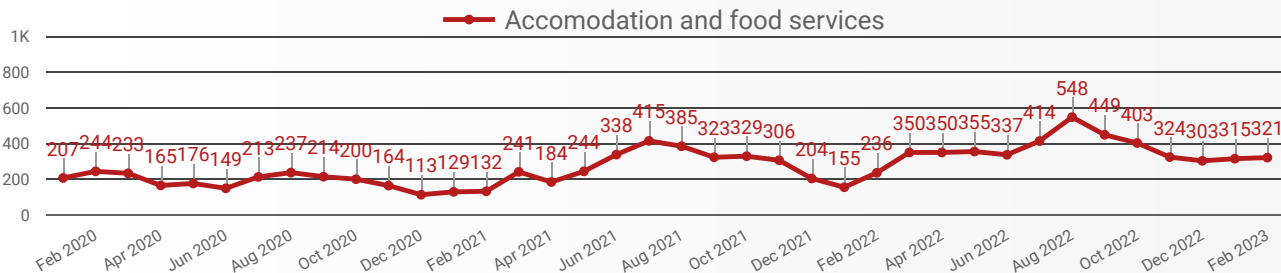
How many job postings were active for at least 1 day this month by sector?



NOTE: This graph cannot be filtered using the controls on the cover page

DEMAND BY IMPACTED SECTOR (WINDSOR-ESSEX)

How many job postings were active for at least 1 day this month by sector?



NOTE: This graph cannot be filtered using the controls on the cover page

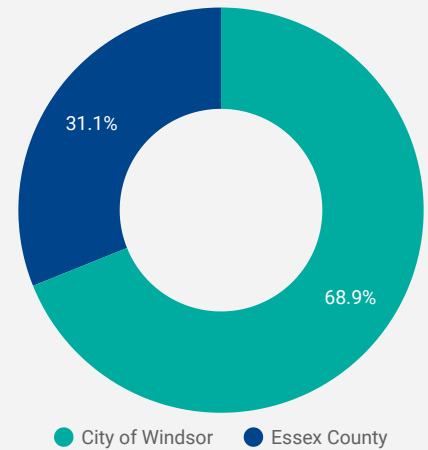
JOB POSTINGS BY MUNICIPALITY

Where are job opportunities being offered?

	MUNICIPALITY	POSTING COUNT	AVG POSTING LENGTH IN DAYS	MEDIAN POSTING LENGTH IN DAYS
1.	City of Windsor	4,149	20.6	20
2.	Municipality of Leamington	483	20.6	20
3.	Town of Tecumseh	442	20.0	20
4.	Town of Kingsville	299	20.6	20
5.	Town of Essex	227	21.0	20
6.	Town of Lakeshore	162	27.8	20
7.	Town of Amherstburg	131	19.4	20
8.	Town of LaSalle	128	21.1	20

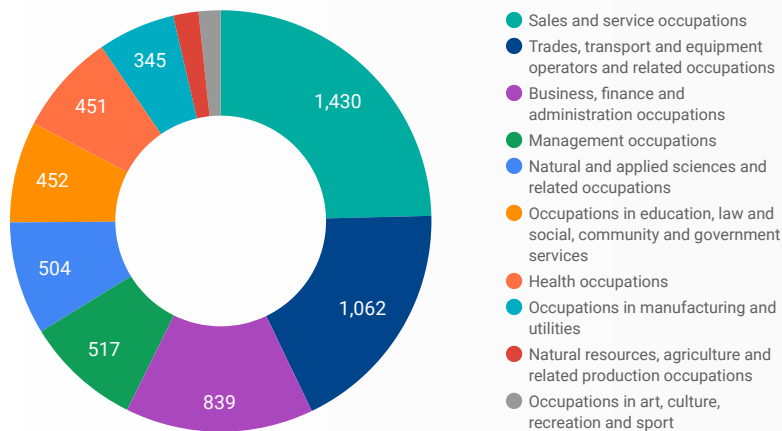
URBAN & RURAL DEMAND

Job Postings by Location



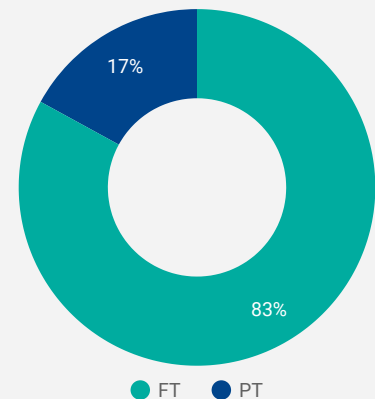
JOB POSTINGS BY SKILL TYPE

What skill type is being recruited?



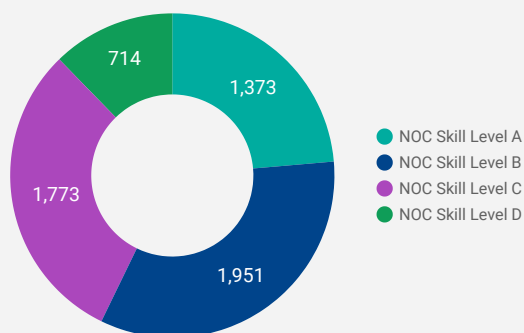
JOB TYPE

Full-time vs Part-time



JOB POSTINGS BY SKILL LEVEL

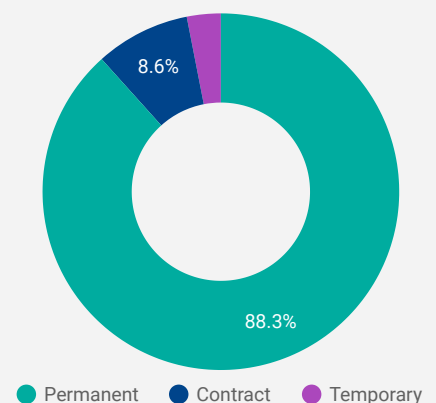
What education do occupations typically require?



Skill Level A = Usually University education | Skill Level B = Usually College education or Apprenticeship training | Skill Level C = Usually Secondary education or occupation-specific training | Skill Level D = Usually on-the-job training

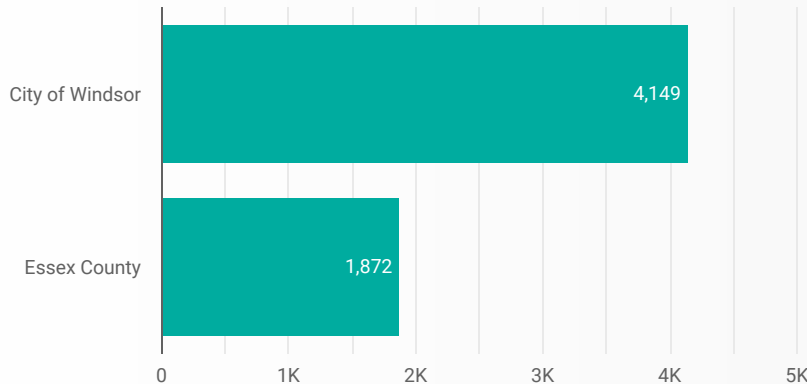
JOB DURATION

Permanency of jobs posted



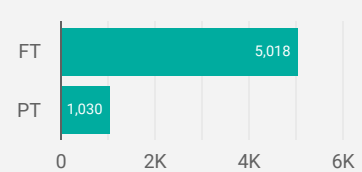
JOB POSTINGS BY COUNTY VS CITY

Job Postings by Location



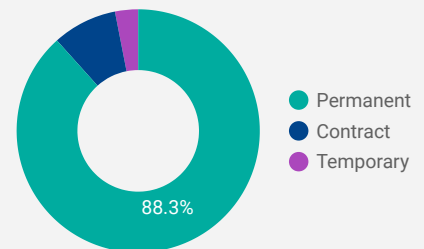
JOB TYPE

of Full-time vs Part-time Jobs



JOB DURATION

Permanency of jobs posted



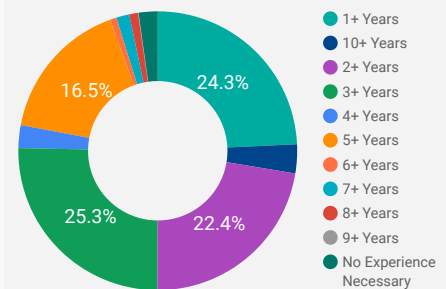
JOB POSTINGS BY MUNICIPALITY

Where are job opportunities being offered?

	MUNICIPALITY	POSTING COUNT	AVG POSTING LENGTH IN DAYS	MEDIAN POSTING LENGTH IN DAYS
1.	City of Windsor	4,149	20.6	20
2.	Municipality of Leamington	483	20.6	20
3.	Town of Tecumseh	442	20.0	20
4.	Town of Kingsville	299	20.6	20
5.	Town of Essex	227	21.0	20
6.	Town of Lakeshore	162	27.8	20
7.	Town of Amherstburg	131	19.4	20
8.	Town of LaSalle	128	21.1	20

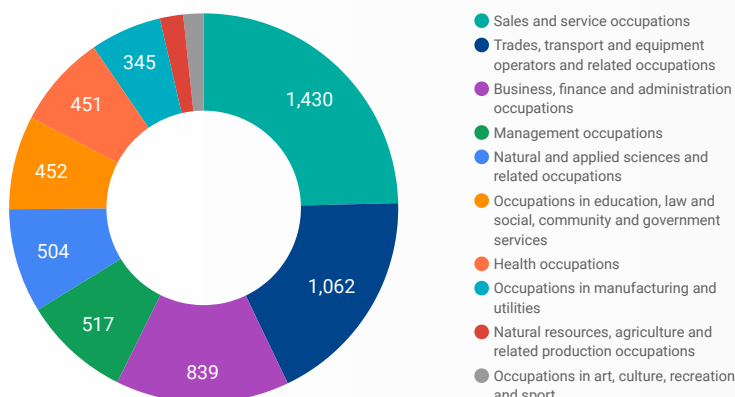
JOB EXPERIENCE LEVEL

Job Postings by Years of Experience Required



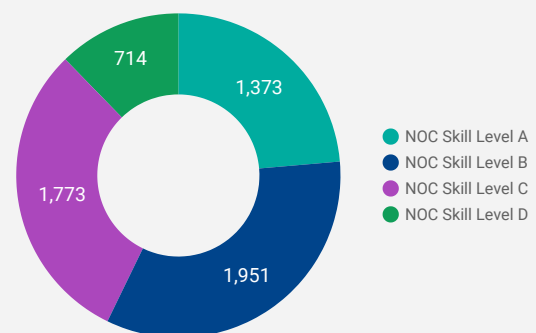
JOB POSTINGS BY JOB CATEGORY

What broad occupational category is being recruited?



JOB POSTINGS BY SKILL LEVEL

What education do occupations typically require?



Skill Level A = Usually University education | Skill Level B = Usually College education or Apprenticeship training | Skill Level C = Usually Secondary education or occupation-specific training | Skill Level D = Usually on-the-job training

TOP HIRING COMPANIES & AGENCIES

What companies are hiring?



	COMPANY	COMMUNITY	POSTINGS ▾	AVERAGE POSTING DURATION IN DAYS	MEDIAN POSTING DURATION IN DAYS
1.	Windsor Regional Hospital - Met Campus	windsor	120	19.7	20
2.	City of Windsor Employment and Training Services (Windsor)	windsor	81	99.2	102
3.	Windsor, Corporation of the City of	windsor	70	16.8	20
4.	Loblaw Companies Limited	windsor	38	20.0	20
5.	Canadian Executive Search Group Inc.	windsor	37	20.0	20
6.	Municipality of Leamington	leamington	37	12.4	19
7.	Unemployed Help Centre of Windsor Inc. (Belle River)	windsor	34	24.2	20
8.	Victorian Order of Nurses / VON Canada	windsor	33	39.1	20
9.	Mastronardi Produce Limited	kingsville	32	19.4	20
10.	FCA Canada Inc.	windsor	30	28.2	20
11.	University of Windsor	windsor	29	17.1	20
12.	Adzuna	windsor	27	null	null
13.	Platinum Direct Hire Inc.	windsor	27	19.7	20
14.	Lowe's Canada	windsor	26	11.6	14
15.	HÃ'tel-Dieu Grace Healthcare	windsor	25	20.0	20
16.	Mucci Farms Ltd.	kingsville	24	38.0	20
17.	Centerline (Windsor) Limited	lasalle	22	20.9	20
18.	Fluor Canada Ltd.	windsor	22	19.1	20
19.	Loblaw Companies	windsor	21	19.3	20
20.	McDonald's Restaurants	windsor	20	18.8	20
21.	The Electromac Group	windsor	20	19.8	20
22.	UPS Canada	windsor	20	22.0	20
23.	BELFOR Canada	windsor	19	20.0	20
24.	Impact Staffing Inc.	windsor	19	20.0	20
25.	Town of Tecumseh	tecumseh	19	29.2	39
26.	Express Employment Professionals	windsor	19	20.0	20
27.	Scotiabank	windsor	19	18.9	20
28.	Paladin Security Group Ltd.	windsor	19	14.7	13
29.	County of Essex	essex	18	19.6	20
30.	Nature Fresh Farms Inc.	leamington	18	20.0	20
31.

TOP HOURLY WAGES IN JOB POSTINGS

What are employers willing to pay to find the perfect candidate?

of Minimum Wage Jobs

204

	JOB TITLE	COMPANY	LOCATION	HOURLY WAGE ▾
1.	Response Captain	C-Tow Marine Assistance Ltd	City of Windsor	\$320 
2.	Health Care/wellness Service Provider	Elevate Health Boutique	City of Windsor	\$150 
3.	Technical Sales Engineer -ad	Unemployed Help Centre of Windsor Inc. (Belle River)	#N/A	\$125 
4.	Private Chef	Chez You Experience Inc.	City of Windsor	\$100 
5.	Electric Vehicle Part-Time Instructor	St. Clair College of Applied Arts & Technology	City of Windsor	\$91 
6.	Greenhouse Technician Part-Time Instructor	St. Clair College of Applied Arts & Technology	City of Windsor	\$91 
7.	Dental Assisting Part-time Instructor	St. Clair College of Applied Arts & Technology	City of Windsor	\$91 
8.	Dental Hygiene Part-time Instructor	St. Clair College of Applied Arts & Technology	City of Windsor	\$91 
9.	Apm Process Analytics Specialist	Adecco Canada	City of Windsor	\$90 
10.	Chief Executive Officer	RACAR Canada INC	City of Windsor	\$80 
11.	Registered Nurse/new Grads/sign On, Up To 20k	Confidential	City of Windsor	\$75 
				1 - 100 / 1527 < >

TOP SALARIES IN JOB POSTINGS

What are employers willing to pay to find the perfect candidate?

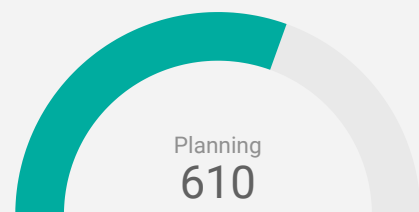
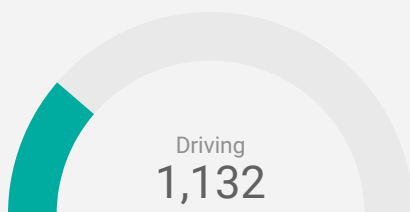
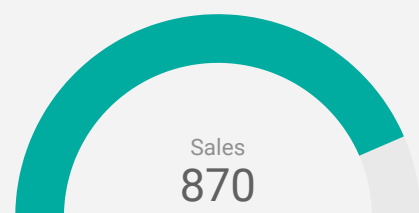
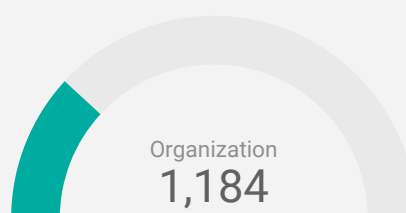
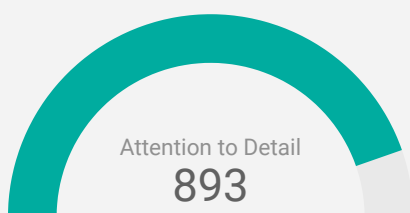
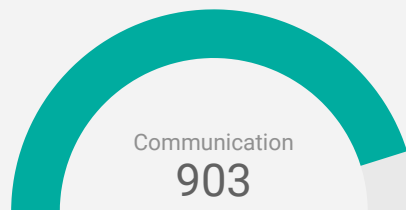
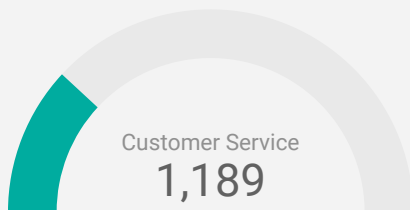
	JOB TITLE	COMPANY	LOCATION	ANNUAL SALARY ▾
1.	Real Estate Agent	Certainli Realty	City of Windsor	\$350,000 
2.	Real Estate Salesperson	Team Goran RE/MAX	City of Windsor	\$300,000 
3.	Canada Only Owner Operators - Dedicated Freight	Load Boss Logistics Inc.	Town of Kingsville	\$300,000 
4.	Owner Operator Truck Driver	FULGER TRANSPORT INC.	City of Windsor	\$300,000 
5.	Real Estate Salesperson	Team Goran - REMAX CARE Realty	City of Windsor	\$300,000 
6.	Senior Director - Walkerville Operations	Private Company	City of Windsor	\$196,000 
7.	Lead Statistical Programmer Fully Remote	Warman O'Brien	City of Windsor	\$165,000 
8.	Director People & Culture	Town of Tecumseh	Town of Tecumseh	\$158,693 
9.	Financial Services Manager	Premier Chevrolet Cadillac Buick GMC Inc.	City of Windsor	\$150,342 
10.	Real Estate Sales Representative	Royal LePage Real Estate	City of Windsor	\$150,000 
				1 - 100 / 1870 < >

TOP IN-DEMAND SKILLS

How many times were these skills found in job postings?

ACTIVE JOB POSTINGS THIS MONTH

6,048



KEY JOB REQUIREMENTS

How often are these requirements desired in job postings?

ACTIVE JOB POSTINGS THIS MONTH

6,048



Driver's License

11



First Aid

263



Regular Access to a Vehicle

243



Criminal Record Check

268



Microsoft Office

447



Food Safety

101

JOB POSTINGS BY 4-DIGIT NOC, SKILL LEVEL, FREQUENCY & DURATION

What jobs are hard-to-fill and/or in-demand?

	4-DIGIT NOC CODE	4-DIGIT NOC LABEL	OCCUPATION'S SKILL LEVEL	POSTING COUNT ▾	AVG POSTING LENGTH IN DAYS	MEDIAN POSTING LENGTH IN DAYS
1.	6421	Retail salespersons	NOC Skill Level C	325	20	20
2.	7511	Transport truck drivers	NOC Skill Level C	226	19	20
3.	4412	Home support workers, housekeepers and related occupations	NOC Skill Level C	145	19	20
4.	6552	Other customer and information services representatives	NOC Skill Level C	139	19	20
5.	0621	Retail and wholesale trade managers	NOC Skill Level A	126	19	20
6.	7452	Material handlers	NOC Skill Level C	117	18	20
7.	3012	Registered nurses and registered psychiatric nurses	NOC Skill Level A	117	21	20
8.	6711	Food counter attendants, kitchen helpers and related support occupations	NOC Skill Level D	115	20	20
9.	6733	Janitors, caretakers and building superintendents	NOC Skill Level D	112	23	20
10.	6322	Cooks	NOC Skill Level B	106	21	20
11.	7611	Construction trades helpers and labourers	NOC Skill Level D	93	20	20
12.	9619	Other labourers in processing, manufacturing and utilities	NOC Skill Level D	91	18	20
13.	7231	Machinists and machining and tooling inspectors	NOC Skill Level B	82	31	20
14.	6311	Food service supervisors	NOC Skill Level B	82	22	20
15.	3233	Licensed practical nurses	NOC Skill Level B	75	23	20
16.	1241	Administrative assistants	NOC Skill Level B	74	21	20
17.	1221	Administrative officers	NOC Skill Level B	73	18	20
18.	6541	Security guards and related security service occupations	NOC Skill Level C	65	16	19
19.	6731	Light duty cleaners	NOC Skill Level D	61	19	20
20.	4212	Social and community service workers	NOC Skill Level B	59	21	20
21.	6211	Retail sales supervisors	NOC Skill Level B	57	22	20
22.	1114	Other financial officers	NOC Skill Level A	55	19	20
23.	9617	Labourers in food and beverage processing	NOC Skill Level D	54	21	20
24.	7311	Construction millwrights and industrial mechanics	NOC Skill Level B	52	23	20
25.	2133	Electrical and electronics engineers	NOC Skill Level A	51	20	20
26.	7232	Tool and die makers	NOC Skill Level B	50	26	20
27.	1414	Receptionists	NOC Skill Level C	48	17	20
28.	1111	Financial auditors and accountants	NOC Skill Level A	47	24	20
29.	0711	Construction managers	NOC Skill Level A	44	30	20
30.	7201	Contractors and supervisors, machining, metal forming, shaping	NOC Skill Level B	43	20	20

1 - 50 / 350



JOB POSTINGS BY 3-DIGIT NOC, SKILL LEVEL, FREQUENCY & DURATION

What jobs are hard to fill and/or in-demand?

	3-DIGIT NOC CODE	3-DIGIT NOC LABEL	OCCUPATION'S SKILL LEVEL	POSTING COUNT ▾	AVG POSTING LENGTH IN DAYS	MEDIAN POSTING LENGTH IN DAYS
1.	642	Retail salespersons	NOC Skill Level C	325	20	20
2.	751	Motor vehicle and transit drivers	NOC Skill Level C	279	19	20
3.	673	Cleaners	NOC Skill Level D	192	22	20
4.	961	Labourers in processing, manufacturing and utilities	NOC Skill Level D	165	19	20
5.	723	Machining, metal forming, shaping and erecting trades	NOC Skill Level B	159	28	20
6.	122	Administrative and regulatory occupations	NOC Skill Level B	152	19	20
7.	441	Home care providers and educational support occupations	NOC Skill Level C	152	19	20
8.	655	Customer and information services representatives	NOC Skill Level C	149	19	20
9.	111	Auditors, accountants and investment professionals	NOC Skill Level A	149	22	20
10.	421	Paraprofessional occupations in legal, social, community and education services	NOC Skill Level B	134	19	20
11.	632	Chefs and cooks	NOC Skill Level B	130	21	20
12.	062	Retail and wholesale trade managers	NOC Skill Level A	126	19	20
13.	745	Longshore workers and material handlers	NOC Skill Level C	121	18	20
14.	301	Professional occupations in nursing	NOC Skill Level A	118	21	20
15.	671	Food counter attendants, kitchen helpers and related support occupations	NOC Skill Level D	115	20	20
16.	213	Civil, mechanical, electrical and chemical engineers	NOC Skill Level A	114	20	20
17.	731	Machinery and transportation equipment mechanics (except motor vehicles)	NOC Skill Level B	113	20	20
18.	124	Office administrative assistants - general, legal and medical	NOC Skill Level B	103	21	20
19.	323	Other technical occupations in health care	NOC Skill Level B	103	22	20
20.	761	Trades helpers and labourers	NOC Skill Level D	96	20	20
21.	631	Service supervisors	NOC Skill Level B	93	21	20
22.	011	Senior managers - construction, transportation, production and utilities	NOC Skill Level A	81	18	20
23.	223	Technical occupations in civil, mechanical and industrial engineering	NOC Skill Level B	77	20	20
24.	941	Machine operators and related workers in mineral and metal products processing and manufacturing	NOC Skill Level C	75	20	20
25.	217	Computer and information systems professionals	NOC Skill Level A	74	23	20
26.	141	General office workers	NOC Skill Level C	74	18	20
27.	152	Supply chain logistics, tracking and scheduling co-ordination occupations	NOC Skill Level C	71	18	20
28.	071	Managers in customer and personal services, n.e.c.	NOC Skill Level A	70	25	20

JOB POSTINGS BY 2-DIGIT NOC, SKILL LEVEL, FREQUENCY & DURATION

What jobs are hard to fill and/or in-demand?

	2-DIGIT NOC CODE	2-DIGIT NOC LABEL	OCCUPATION'S SKILL LEVEL	POSTING COUNT ▾	AVG POSTING LENGTH IN DAYS	MEDIAN POSTING LENGTH IN DAYS
1.	64	Sales representatives and salespersons - wholesale and retail trade	NOC Skill Level C	330	20	20
2.	67	Service support and other service occupations, n.e.c.	NOC Skill Level D	320	21	20
3.	72	Industrial, electrical and construction trades	NOC Skill Level B	314	24	20
4.	12	Administrative and financial supervisors and administrative occupations	NOC Skill Level B	313	20	20
5.	75	Transport and heavy equipment operation and related maintenance occupations	NOC Skill Level C	312	19	20
6.	65	Service representatives and other customer and personal services occupations	NOC Skill Level C	298	20	20
7.	21	Professional occupations in natural and applied sciences	NOC Skill Level A	266	21	20
8.	63	Service supervisors and specialized service occupations	NOC Skill Level B	256	21	20
9.	22	Technical occupations related to natural and applied sciences	NOC Skill Level B	238	22	20
10.	11	Professional occupations in business and finance	NOC Skill Level A	210	20	20
11.	32	Technical occupations in health	NOC Skill Level B	189	21	20
12.	73	Maintenance and equipment operation trades	NOC Skill Level B	186	22	20
13.	06	Middle management occupations in retail and wholesale trade and customer services	NOC Skill Level A	185	19	20
14.	96	Labourers in processing, manufacturing and utilities	NOC Skill Level D	165	19	20
15.	14	Office support occupations	NOC Skill Level C	163	20	20
16.	44	Care providers and educational, legal and public protection support occupations	NOC Skill Level C	156	19	20
17.	62	Retail sales supervisors and specialized sales occupations	NOC Skill Level B	141	24	20
18.	74	Other installers, repairers and servicers and material handlers	NOC Skill Level C	139	20	20
19.	42	Paraprofessional occupations in legal, social, community and education services	NOC Skill Level B	134	19	20
20.	01	Senior managers - construction, transportation, production and utilities	NOC Skill Level A	126	21	20
21.	30	Professional occupations in nursing	NOC Skill Level A	118	21	20
22.	76	Trades helpers, construction labourers and related occupations	NOC Skill Level D	111	20	20
23.	41	Professional occupations in law and social, community and government services	NOC Skill Level A	109	20	20
24.	94	Processing and manufacturing machine operators and related production workers	NOC Skill Level C	105	20	20
25.	15	Distribution, tracking and scheduling co-ordination occupations	NOC Skill Level C	98	19	20
26.	31	Professional occupations in health (except nursing)	NOC Skill Level A	96	23	20
27.	66	Sales support occupations	NOC Skill Level B	85	22	20

MULTILINGUAL JOB POSTINGS BY THE NUMBERS

ACTIVE POSTINGS	NEW POSTINGS	COMPANIES	LANGUAGES
611	358	321	11

OF DAYS POSTED

AVERAGE	MEDIAN
21.5	20

MULTILINGUAL JOB POSTINGS BY SKILL LEVEL

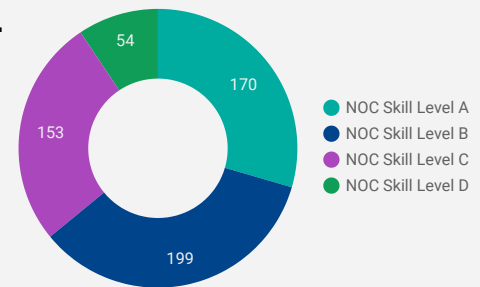
What language skills are employers looking for by occupational skill level?

170 Skill Level A - Management/ Professional Occupations usually requiring University

199 Skill Level B - Usually college education or apprenticeship training

153 Skill Level C - Usually secondary education or occupation-specific training

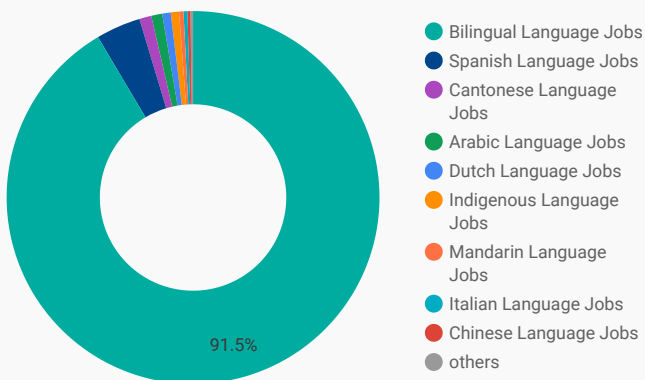
54 Skill Level D - Usually on-the-job training



LANGUAGES	NOC Skill Level A	NOC Skill Level B	NOC Skill Level C	NOC Skill Level D
Bilingual Language Jobs	151	172	142	52
Spanish Language Jobs	5	15	4	2
Indigenous Language Jobs	5	2		
Cantonese Language Jobs	2	3	1	
Dutch Language Jobs	1		4	
Arabic Language Jobs	4	1		
Italian Language Jobs		2	1	

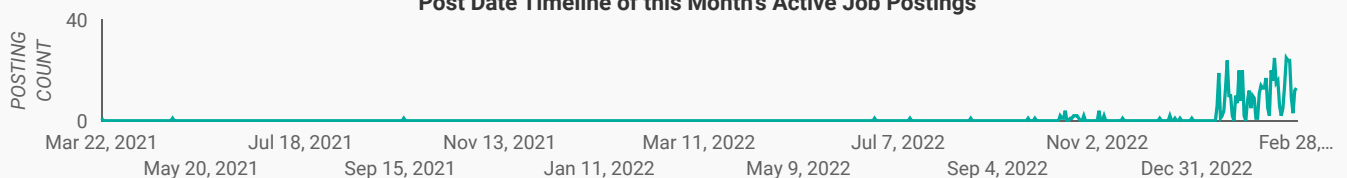
LANGUAGE SKILLS BREAKDOWN

Which kinds of language skills do employers seek?



LANGUAGES	POSTING COUNT
1. Bilingual Language Jobs	548
2. Spanish Language Jobs	27
3. Indigenous Language Jobs	9
4. Cantonese Language Jobs	6
5. Arabic Language Jobs	6
6. Dutch Language Jobs	5

Post Date Timeline of this Month's Active Job Postings



LANGUAGE SKILLS BEING RECRUITED BY JOB CATEGORY

What language skills are sought by 1-Digit NOC?

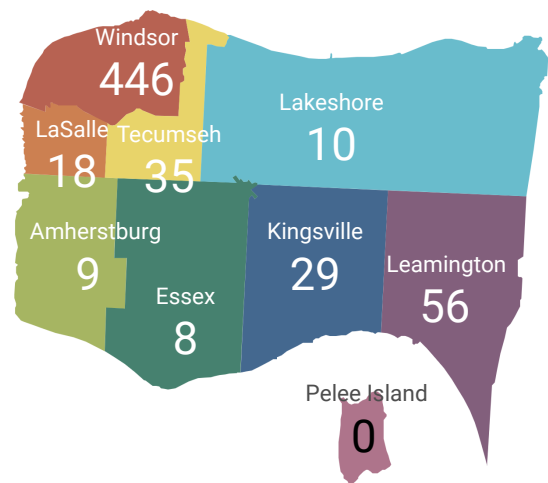
BROAD OCCUPATIONAL CATEGORY	Bilingual ...	Spanish ...	Indigeno...	Cantones...	Dutch La...	Arabic La...	Grand total
Business, finance and administration occup...	72	3					79
Health occupations	82			1		1	84
Management occupations	55	4	1	1	1		62
Natural and applied sciences and related o...	22	2					24
Natural resources, agriculture and related p...	4	8					12
Occupations in art, culture, recreation and s...	8	1		1			10
Occupations in education, law and social, c...	61		6			4	72
Occupations in manufacturing and utilities	22	1					23
Sales and service occupations	122	5		3	4		139
Trades, transport and equipment operators ...	69	2					71
Grand total	517	26	7	6	5	5	576

MULTILINGUAL JOB POSTINGS BY MUNICIPALITY

What language skills are sought by 4-Digit NOC?

	MUNICIPALITY	POSTINGS	AVG POSTING LENGTH IN DAYS	MEDIAN POSTING LENGTH IN DAYS
1.	City of Windsor	446	20.6	20
2.	Municipality of Leamington	56	20.6	20
3.	Town of Tecumseh	35	20.0	20
4.	Town of Kingsville	29	20.6	20
5.	Town of LaSalle	18	21.1	20
6.	Town of Lakeshore	10	27.8	20
7.	Town of Amherstburg	9	19.4	20
8.	Town of Essex	8	21.0	20

	UPPER TIER	POSTINGS	AVG POSTING LENGTH IN DAYS	MEDIAN POSTING LENGTH IN DAYS
1.	City of Windsor	446	20.6	20
2.	Essex County	165	21.1	20



LANGUAGE DEMAND BY JOB

What language skills are sought by 4-Digit NOC?

4 DIGIT NOC NAME	POSTINGS
1. Registered nurses and registered psychiat...	35
2. Other customer and information services ...	26
3. Retail salespersons	24
4. Social and community service workers	17
5. Home support workers, housekeepers an...	14
6. Janitors, caretakers and building superint...	14
7. Cooks	13
8. Transport truck drivers	13
9. Material handlers	11
10. Social workers	11
11. Food counter attendants, kitchen helpers ...	10
12. Advertising, marketing and public relation...	10
13. Administrative assistants	10
14. Other labourers in processing, manufactur...	9
15. Licensed practical nurses	9
16. Food service supervisors	9
17. Customer and information services super...	8
18. Construction managers	8
19. Medical administrative assistants	8
20. Purchasing agents and officers	8
21. Delivery and courier service drivers	7
22. Retail and wholesale trade managers	7
23. Managers in health care	7
24. Construction trades helpers and labourers	7
25. Financial auditors and accountants	7
26. Paralegal and related occupations	6
27. Contractors and supervisors, landscaping,...	6
28. Allied primary health practitioners	6
29. Machinists and machining and tooling ins...	6
30. Food and beverage servers	5
31. Administrative officers	5
32. Social policy researchers, consultants and...	5

1 - 100 / 152 < >

MULTILINGUAL HIRING EMPLOYERS

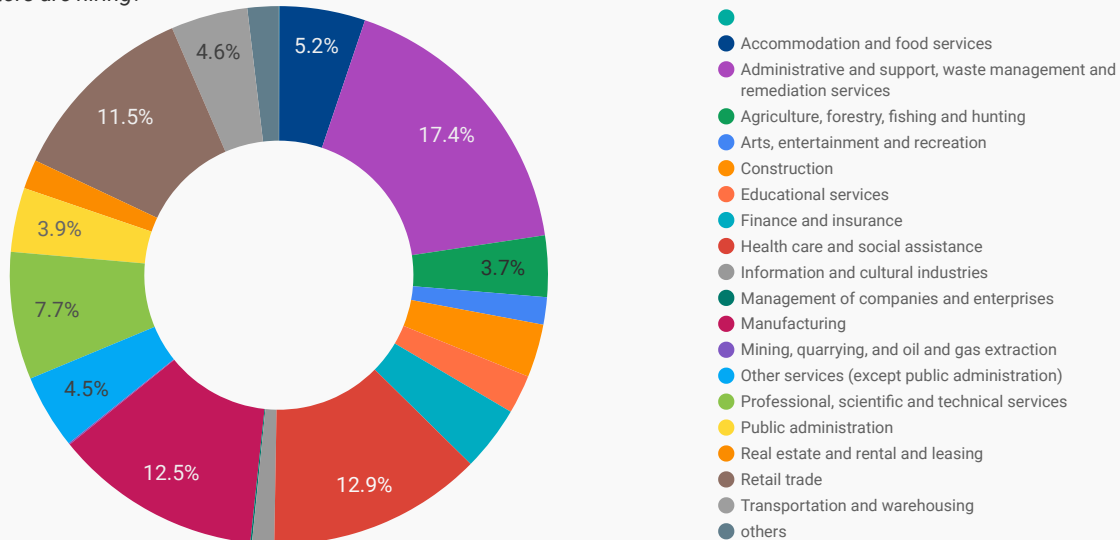
Which employers are seeking multilingual candidates?

COMPANY	POSTINGS
1. Windsor Regional Hospital - Met Campus	66
2. HÃtel-Dieu Grace Healthcare	13
3. The Job Shoppe Incorporated	10
4. Victorian Order of Nurses / VON Canada	9
5. Highline Mushrooms	9
6. Nature Fresh Farms Inc.	8
7. Windsor Essex Community Health Centre	8
8. Home and Community Care Support Services Erie St. Clair	7
9. Family Services Windsor-Essex	7
10. Global Excel Management	6
11. Desjardins	6
12. Legal Aid Ontario	6
13. Conseil scolaire catholique Providence (Ontario)	6
14. Fortis Group	5
15. Can-Am Indian Friendship Centre	5
16. CollÃge BorÃal	5
17. Community Living Windsor	5
18. Legacy Personnel Solutions	5
19. Ontario Public Service / OPS	4
20. Accu-Staff Resource Systems Enterprises Ltd.	4
21. Victoria Order Of Nurses	4
22. Adzuna	4
23. Confidential	4
24. TransForm Shared Service Organization	4
25. Children First	4
26. E3 WORKS	4
27. Green Shield Canada	4

1 - 50 / 325 < >

TOP HIRING SECTORS BY 2-DIGIT NAICS CODE

What sectors are hiring?



	NAICS CODE	2-DIGIT NAICS LABEL	POSTING COUNT	AVG POSTING LENGTH IN DAYS	MEDIAN POSTING LENGTH IN DAYS
1.	56	Administrative and support, waste management and remediation services	1,110	20.5	20
2.	62	Health care and social assistance	750	20.8	20
3.	31-33	Manufacturing	734	21.9	20
4.	44-45	Retail trade	661	19.4	20
5.	54	Professional, scientific and technical services	449	22.5	20
6.	72	Accommodation and food services	321	20.7	20
7.	81	Other services (except public administration)	286	21.7	20
8.	48-49	Transportation and warehousing	281	20.6	20
9.	91	Public administration	257	20.5	20
10.	11	Agriculture, forestry, fishing and hunting	232	25.0	20
11.	52	Finance and insurance	219	18.4	20
12.	23	Construction	209	23.1	20
13.	61	Educational services	128	17.0	20
14.	53	Real estate and rental and leasing	105	18.2	20
15.	41	Wholesale trade	97	19.4	20
16.	71	Arts, entertainment and recreation	87	21.3	20
17.	51	Information and cultural industries	66	19.4	20
18.	22	Utilities	15	18.0	20
19.	55	Management of companies and enterprises	6	20.0	20
20.	21	Mining, quarrying, and oil and gas extraction	5	20.0	20

NOTE: NAICS code 56 includes Employment Agencies. Manufacturing includes codes 31-33, Retail Trade includes codes 44-45 and Transportation and Warehousing includes codes 48-49.

TOP HIRING SECTORS BY 3-DIGIT NAICS CODE

What sectors are hiring?

	NAICS CODE	3-DIGIT NAICS LABEL	POSTING COUNT ▾	AVERAGE POSTING LENGTH IN DAYS	MEDIAN POSTING LENGTH IN DAYS
1.	561	Administrative and support services	1,076	20.6	20
2.	541	Professional, scientific and technical services	449	22.5	20
3.	722	Food services and drinking places	288	20.8	20
4.	621	Ambulatory health care services	265	21.1	20
5.	111	Crop production	210	25.5	20
6.	333	Machinery manufacturing	207	19.8	20
7.	913	Local, municipal and regional public administration	193	21.0	20
8.	623	Nursing and residential care facilities	175	21.7	20
9.	484	Truck transportation	169	20.3	20
10.	624	Social assistance	165	20.2	20
11.	332	Fabricated metal product manufacturing	152	20.8	20
12.	622	Hospitals	145	19.8	20
13.	336	Transportation equipment manufacturing	136	24.2	20
14.	611	Educational services	128	17.0	20
15.	238	Specialty trade contractors	128	23.5	20
16.	813	Religious, grant-making, civic, and professional and similar organizations	125	25.0	20
17.	522	Credit intermediation and related activities	121	18.2	20
18.	445	Food and beverage stores	110	19.5	20
19.	811	Repair and maintenance	96	18.8	20
20.	446	Health and personal care stores	89	23.2	20
21.	453	Miscellaneous store retailers	81	19.6	20
22.	444	Building material and garden equipment and supplies dealers	81	20.2	20
23.	448	Clothing and clothing accessories stores	80	18.1	20
24.	713	Amusement, gambling and recreation industries	78	22.1	20
25.	531	Real estate	63	18.9	20
26.	524	Insurance carriers and related activities	61	17.9	20
27.	492	Couriers and messengers	61	21.5	20
28.	236	Construction of buildings	57	24.7	20
29.	442	Furniture and home furnishings stores	51	18.9	20
30.	441	Motor vehicle and parts dealers	50	19.3	20
31.	812	Personal and laundry services	50	19.6	20

TOP HIRING SECTORS BY 4-DIGIT NAICS CODE

What sectors are hiring?

	NAICS CODE	4-DIGIT NAICS LABEL	POSTING COUNT ▼	AVERAGE POSTING LENGTH IN DAYS	MEDIAN POSTING DAYS IN LENGTH
1.	5613	Employment services	856	21.2	20
2.	7225	Full-service restaurants and limited-service eating places	251	20.8	20
3.	9139	Other local, municipal and regional public administration	191	21.0	20
4.	5413	Architectural, engineering and related services	167	21.9	20
5.	4841	General freight trucking	160	20.3	20
6.	1119	Other crop farming	149	26.9	20
7.	6221	General medical and surgical hospitals	145	19.8	20
8.	3335	Metalworking machinery manufacturing	132	19.8	20
9.	8134	Civic and social organizations	107	25.8	20
10.	6231	Nursing care facilities	105	21.2	20
11.	4451	Grocery stores	102	19.5	20
12.	5617	Services to buildings and dwellings	99	19.4	20
13.	5221	Depository credit intermediation	94	18.4	20
14.	6241	Individual and family services	89	19.9	20
15.	4461	Health and personal care stores	89	23.2	20
16.	5416	Management, scientific and technical consulting services	80	21.1	20
17.	7139	Other amusement and recreation industries	78	22.1	20
18.	6213	Offices of other health practitioners	77	19.0	20
19.	3361	Motor vehicle manufacturing	77	22.4	20
20.	8111	Automotive repair and maintenance	75	18.9	20
21.	4441	Building material and supplies dealers	73	17.8	20
22.	3322	Cutlery and hand tool manufacturing	69	21.1	20
23.	5616	Investigation and security services	69	17.3	20
24.	4481	Clothing stores	64	18.0	20
25.	6214	Out-patient care centres	63	21.3	20
26.	3329	Other fabricated metal product manufacturing	54	22.0	20
27.	3363	Motor vehicle parts manufacturing	54	28.3	20
28.	5419	Other professional, scientific and technical services	54	26.3	20
29.	6233	Community care facilities for the elderly	52	23.3	20
30.	1114	Greenhouse, nursery and floriculture production	50	20.8	20
31.	5242	Agencies, brokerages and other insurance related activities	49	18.5	20
					1 - 50 / 226 < >

TOP HIRING SECTORS BY 5-DIGIT NAICS CODE

What sectors are hiring?

	NAICS CODE	5-DIGIT NAICS LABEL	POSTING COUNT ▾	AVERAGE POSTING LENGTH IN DAYS	MEDIAN POSTING LENGTH IN DAYS
1.	56131	Employment placement agencies and executive search services	856	21.2	20
2.	72251	Full-service restaurants and limited-service eating places	251	20.8	20
3.	91391	Other local, municipal and regional public administration	191	21.0	20
4.	54133	Engineering services	151	22.6	20
5.	11199	All other crop farming	149	26.9	20
6.	62211	General medical and surgical hospitals	145	19.8	20
7.	48412	General freight trucking, long distance	139	21.0	20
8.	33351	Metalworking machinery manufacturing	132	19.8	20
9.	81341	Civic and social organizations	107	25.8	20
10.	62311	Nursing care facilities	105	21.2	20
11.	44511	Supermarkets and other grocery (except convenience) stores	102	19.5	20
12.	33611	Automobile and light-duty motor vehicle manufacturing	77	22.4	20
13.	52211	Banking	77	17.5	19
14.	33221	Cutlery and hand tool manufacturing	69	21.1	20
15.	44413	Hardware stores	63	17.8	20
16.	62149	Other out-patient care centres	60	21.2	20
17.	44611	Pharmacies and drug stores	59	25.9	20
18.	33299	All other fabricated metal product manufacturing	54	22.0	20
19.	62331	Community care facilities for the elderly	52	23.3	20
20.	32619	Other plastic product manufacturing	48	27.0	20
21.	44314	Electronics and appliance stores	47	14.1	16.5
22.	62161	Home health care services	47	23.0	20
23.	71394	Fitness and recreational sports centres	46	20.0	20
24.	62412	Services for the elderly and persons with disabilities	44	19.9	20
25.	44211	Furniture stores	44	19.5	20
26.	33637	Motor vehicle metal stamping	44	23.3	20
27.	49211	Couriers	44	20.5	20
28.	54121	Accounting, tax preparation, bookkeeping and payroll services	44	24.5	20
29.	54161	Management consulting services	43	22.5	20
30.	56172	Janitorial services	43	20.7	20
31.	62121	Offices of dentists	43	23.7	20

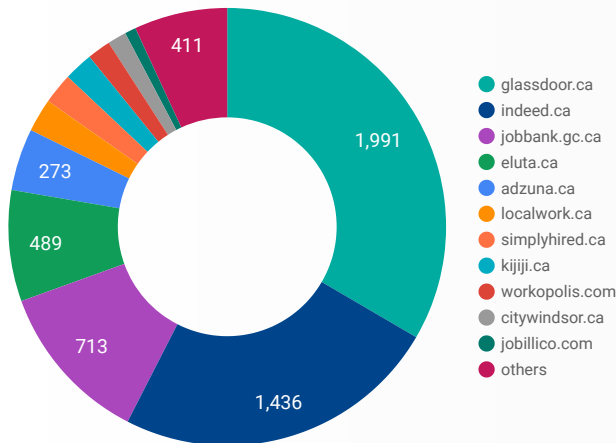
TOP HIRING SECTORS BY 6-DIGIT NAICS CODE

What sectors are hiring?

	NAICS CODE	6-DIGIT NAICS LABEL	POSTING COUNT ▾	AVG POSTING LENGTH IN DAYS	MEDIAN POSTING LENGTH IN DAYS
1.	561310	Employment placement agencies and executive search services	856	21.2	20
2.	913910	Other local, municipal and regional public administration	191	21.0	20
3.	541330	Engineering services	151	22.6	20
4.	622111	General (except paediatric) hospitals	145	19.8	20
5.	722512	Limited-service eating places	132	19.9	20
6.	722511	Full-service restaurants	119	21.8	20
7.	111993	Fruit and vegetable combination farming	113	29.6	20
8.	813410	Civic and social organizations	107	25.8	20
9.	623110	Nursing care facilities	105	21.2	20
10.	333511	Industrial mould manufacturing	105	19.4	20
11.	445110	Supermarkets and other grocery (except convenience) stores	102	19.5	20
12.	484122	General freight trucking, long distance, less than truck-load	97	21.6	20
13.	336110	Automobile and light-duty motor vehicle manufacturing	77	22.4	20
14.	522111	Personal and commercial banking industry	77	17.5	19
15.	332210	Cutlery and hand tool manufacturing	69	21.1	20
16.	444130	Hardware stores	63	17.8	20
17.	446110	Pharmacies and drug stores	59	25.9	20
18.	621494	Community health centres	57	21.3	20
19.	332999	All other miscellaneous fabricated metal product manufacturing	53	22.1	20
20.	623310	Community care facilities for the elderly	52	23.3	20
21.	621610	Home health care services	47	23.0	20
22.	713940	Fitness and recreational sports centres	46	20.0	20
23.	443143	Appliance, television and other electronics stores	44	13.9	14
24.	492110	Couriers	44	20.5	20
25.	336370	Motor vehicle metal stamping	44	23.3	20
26.	442110	Furniture stores	44	19.5	20
27.	624120	Services for the elderly and persons with disabilities	44	19.9	20
28.	621210	Offices of dentists	43	23.7	20
29.	621390	Offices of all other health practitioners	42	19.1	20
30.	484121	General freight trucking, long distance, truck-load	42	19.9	20
31.	236220	Commercial and institutional building construction	42	24.3	20
					1 - 50 / 388 < >

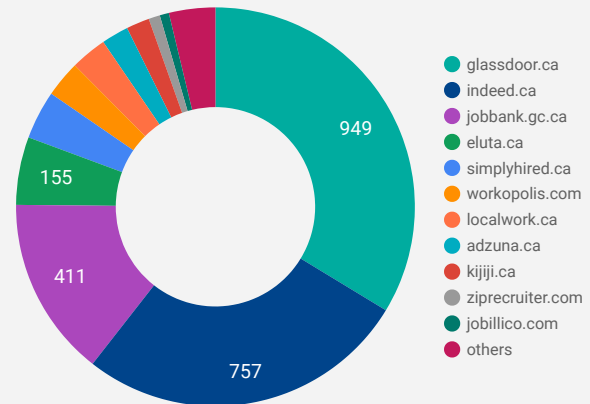
JOB POSTINGS BY JOB BOARD

What share of unique job postings appear on each job board?



COMPANIES BY JOB BOARD

What share of unique job postings appear on each job board?



JOB POSTING DETAILS BY JOB BOARD

How does job posting activity differ by job board?

	JOB BOARD	POSTING COUNT	AVG POSTING LENGTH IN DAYS	MEDIAN POSTING LENGTH IN DAYS	# OF COMPANIES
1.	glassdoor.ca	1,991	20	20	949
2.	indeed.ca	1,436	20	20	757
3.	jobbank.gc.ca	713	28	19	411
4.	eluta.ca	489	20	20	155
5.	adzuna.ca	273	14	14	62
6.	localwork.ca	147	13	8	83
7.	simplyhired.ca	135	19	20	111
8.	kijiji.ca	128	15	15	53
9.	workopolis.com	103	122	122	83
10.	citywindsor.ca	83	99	102	2
11.	jobillico.com	49	36	17	21
12.	ziprecruiter.com	36			26
13.	careerarc.com	34	30	11.5	9
14.	canadianexecutivesearch.com	32	7	3	1
15.	uhc.ca	29	45	26	1
16.	rncareers.ca	28	33	23.5	10
17.	careerbuilder.ca	27	29	28.5	15
18.	careerowl.ca	26	94	94	10

MAPPING THIS MONTH'S ACTIVE JOB POSTINGS IN WINDSOR-ESSEX

How many job postings were active for at least 1 day this month?

