



FIRE
Safety

**Protect your home
and your family!**

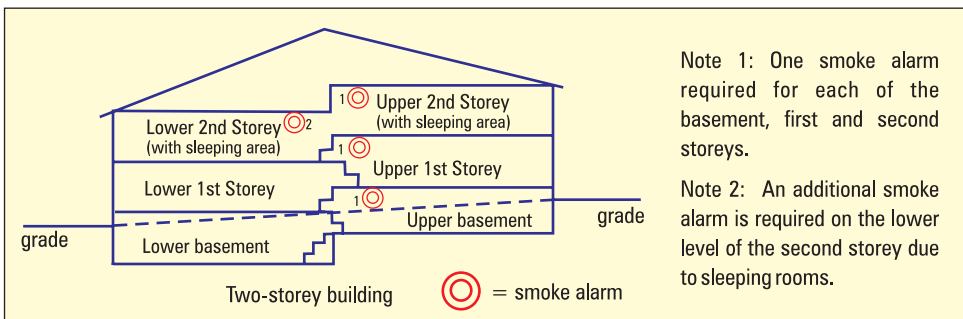
Smoke Alarms and Escape Planning

Protect your home and your family!

Smoke alarms save lives!

Most fatal home fires happen when people are asleep. Working smoke alarms give you the early warning you need to safely escape from a fire.

1. SMOKE ALARMS MUST BE INSTALLED ON EVERY STOREY OF YOUR HOME AND OUTSIDE ALL SLEEPING AREAS.



2. CHANGE THE BATTERIES in your smoke alarm at least once a year or when the low battery signal sounds.

3. EVERY MONTH, TEST YOUR SMOKE ALARMS using the alarm test button. Follow your owner's manual.



4. GENTLY VACUUM YOUR SMOKE ALARM EVERY SIX MONTHS.

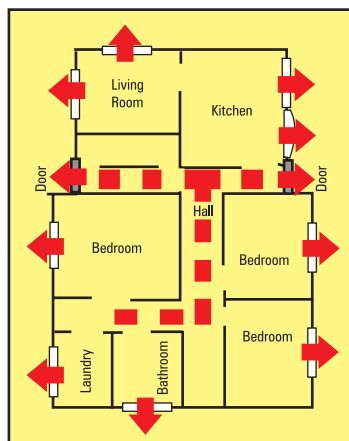
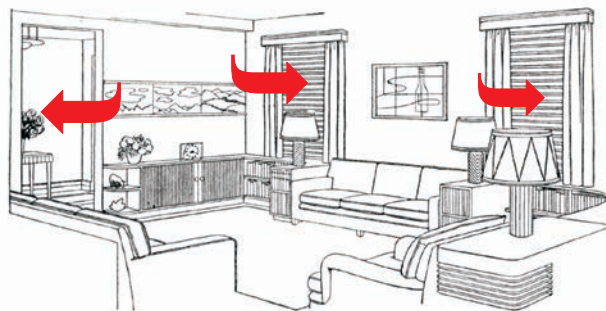


5. IF SMOKE ALARMS ARE MORE THAN TEN YEARS OLD THEY SHOULD BE REPLACED.

Having an escape plan could save your life!

Develop and practice a home fire escape plan regularly with everyone at home.


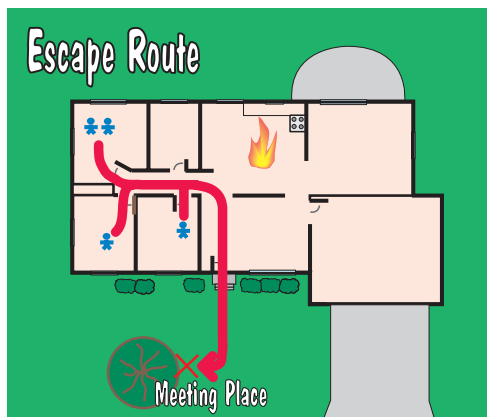
1. DEVELOP AN ESCAPE PLAN, and practice it twice a year.



2. KNOW TWO WAYS OUT OF EVERY ROOM.

3. HAVE A MEETING PLACE.

4. ONCE OUTSIDE, CALL 911.




Fire Safety in the Kitchen

Cooking causes the most home fires, fire deaths and burn injuries.

To protect you and your family when in the kitchen:

1. WATCH THE FOOD WHEN YOU COOK.

Stay in the kitchen. Never leave.




2. KEEP THE STOVE TOP AND OVEN CLEAN. Grease and other foods can catch fire.

3. PUT A LID ON IT. If a pot catches on fire, put the lid over the pot and turn off the stove. **DO NOT ATTEMPT TO REMOVE THE POT FROM THE STOVE.** Hot grease can spill and cause serious burns. NEVER use water to put out a grease fire. Call 911.

DO NOT ATTEMPT TO REMOVE THE POT FROM THE STOVE.

Hot grease can spill and cause serious burns. NEVER use water to put out a grease fire. Call 911.



4. WEAR SHORT, ROLLED UP OR TIGHT FITTING SLEEVES.

Loose clothing can catch fire.



5. TURN POT HANDLES IN.

Pots can be knocked off the stove or pulled down by small children.

6. COOL A BURN. Run cool water over a minor burn for several minutes.

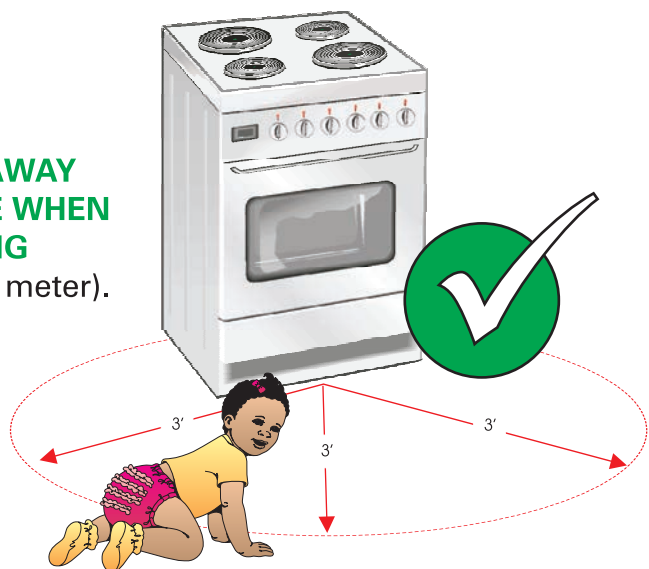


7. COOKING REQUIRES YOU TO BE RESTED AND ALERT.

Avoid cooking when under the influence of alcohol or medications.

8. KEEP CHILDREN AWAY FROM THE STOVE WHEN YOU ARE COOKING

(at least 3 feet or 1 meter).



9. CLEAR THE CLUTTER.

Keep all items that can burn away from your stove.

10. IF YOU DO HAVE A FIRE CALL 911.



Fire Safety in your Apartment building

Fire drills are important for all homes, including apartment buildings. You need to know how to escape. You must always protect yourself from smoke.



If there is a fire in your apartment:

1. TELL EVERYONE TO LEAVE.
2. CLOSE ALL THE DOORS BEHIND YOU.
3. PULL FIRE ALARM AND YELL FIRE.
4. LEAVE THE BUILDING USING THE NEAREST STAIRWAY
5. ONCE OUTSIDE, CALL THE FIRE DEPARTMENT BY DIALING 911.

WHEN YOU HEAR THE FIRE ALARM... THE DECISION IS YOURS TO STAY OR GO?

Most of the time the best thing to do is to leave the building, right away.

Sometimes you will not be able to leave. You may have to stay in your apartment.

Decide and act quickly.

Always protect yourself from smoke.

If you decide to leave the building:

Check the door to your apartment.

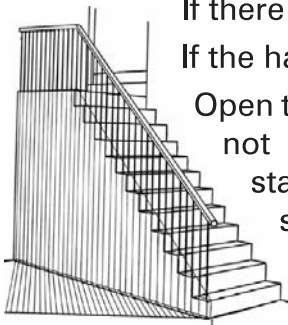
If smoke is entering around your door, do not open it.

If there is no smoke open the door a little.

If the hallway is clear, exit using the nearest stairwell.

Open the nearest stairwell door. If there is smoke, do not enter. Close the door and go to another stairway. If you cannot find a stairway without smoke you may have to return to your apartment to protect yourself from smoke.

DO NOT USE THE ELEVATOR!



If you cannot leave the building

You must protect yourself from smoke.
Stay in your apartment until you are rescued
or told to leave

Keep smoke from entering your apartment.
Use duct tape and wet towels to seal door and
air vents.



If smoke comes in, call 911 to report
your location and go to the balcony or
nearest window. Close the door behind
you.

Signal to firefighters by waving a
flashlight or light coloured cloth so they
can see where you are. Yell to attract
attention.

If you are in smoke stay low, close to
the floor, where the air is cleaner.
Smoke goes up. You go down.



EXIT


Know all exits and practice what to
do in case of emergency.

Fire Safety with Candles, Space Heaters and Electrical Appliances

CANDLES

Follow these steps:

- 1. BLOW CANDLES OUT** before leaving the room or going to bed. Stay in the room where candles are being burned.
- 2. KEEP CANDLES AWAY FROM THINGS THAT CAN BURN.**
Eg. Curtains, paper. (At least 0.3 metres or one foot away).




3. KEEP CANDLES, LIGHTERS AND MATCHES OUT OF THE REACH AND SIGHT OF CHILDREN.



4. CANDLES SHOULD NOT BE USED IN BEDROOMS.

5. KEEP IN HOLDERS, TO PREVENT CANDLES FROM FALLING OVER.

6. BURN CANDLES ON STURDY, UNCLUTTERED SURFACES.



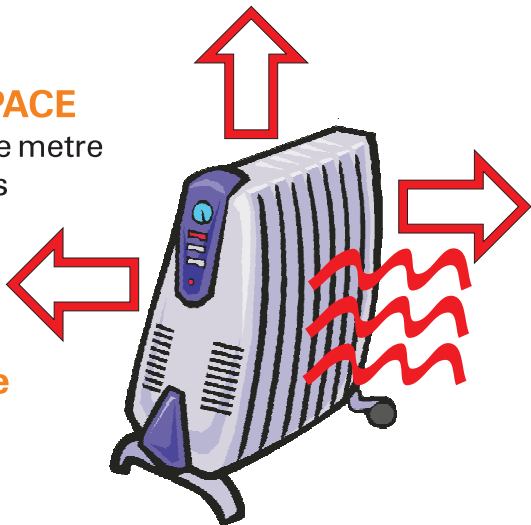
SPACE HEATERS

Portable space heaters have been the cause of many serious home fires.

GIVE SPACE HEATERS SPACE

Keep space heaters at least one metre (3 feet) away from all materials that burn easily: paper, bedding, furniture, Curtains, etc.

Do not leave your space heater unattended!



TURN YOUR SPACE HEATER OFF BEFORE GOING TO BED.




NEVER use your heater to dry clothing or shoes.

Use all space heaters with care.

ELECTRICAL APPLIANCES

1. REPLACE DAMAGED ELECTRICAL CORDS.



2. PLUG ONLY ONE (1) HEAT-PRODUCING APPLIANCE ON THE SAME CIRCUIT AT A TIME.



3. DON'T RUN EXTENSION CORDS ACROSS DOORWAYS OR UNDER CARPETS, OR PINCH THEM UNDER OR BEHIND FURNITURE.

In case of Emergency Call 911

INSTALL SMOKE ALARMS
on every storey of your home and outside sleeping
areas. Test your smoke alarms every month and
change the batteries at least once a year.

Our family helping yours!



A Windsor Firefighter with all the fire fighting gear on.

This information has been provided by:
Windsor Fire & Rescue Services



Visit us online at: www.windsorfire.com
For general information call: (519) 253-6573