

JOB DEMAND REPORT

MAY 2021

Job posting data collected by Workforce WindsorEssex from job boards and employer websites who recruit candidates in Windsor-Essex.

HIGHLIGHTS

JOB POSTINGS BY THE NUMBERS

TOTAL POSTINGS	NEW THIS MONTH	COMPANIES	JOB BOARDS
4,561	2,794	1,569	40

OF DAYS POSTED

AVERAGE	MEDIAN
19.1	15

REPORT BUILDER

The default filter selection below will show all job demand data for the month. You can use the filters to create a customized report for the purpose of understanding a subset of the data.

OCCUPATION FILTERS

SKILL TYPE NAME / 1-DIGIT NOC

MAJOR GROUP / 2-DIGIT NOC

MINOR GROUP / 3-DIGIT NOC

UNIT GROUP / 4-DIGIT NOC

SKILL LEVEL

JOB TYPE

JOB DURATION

ADDITIONAL LANGUAGE

SPECIFIC JOB TAGS

INDUSTRY/SECTOR FILTERS

HIRING SECTOR BY 2-DIGIT NAICS CODE

HIRING SECTOR BY 3-DIGIT NAICS CODE

HIRING SECTOR BY 4-DIGIT NAICS CODE

HIRING SECTOR BY 5-DIGIT NAICS CODE

HIRING SECTOR BY 6-DIGIT NAICS CODE

OTHER FILTERS

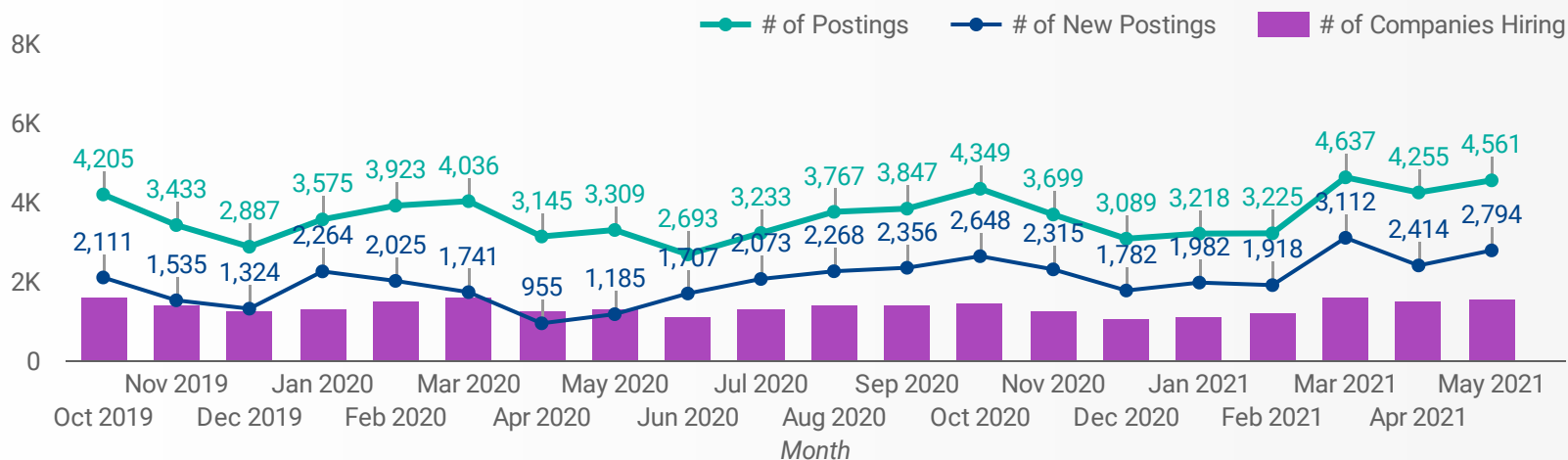
MUNICIPALITY

JOB BOARD

NOC = National Occupation Classification | NAICS = North American Industry Classification System

JOB POSTINGS BY MONTH FOR WINDSOR-ESSEX

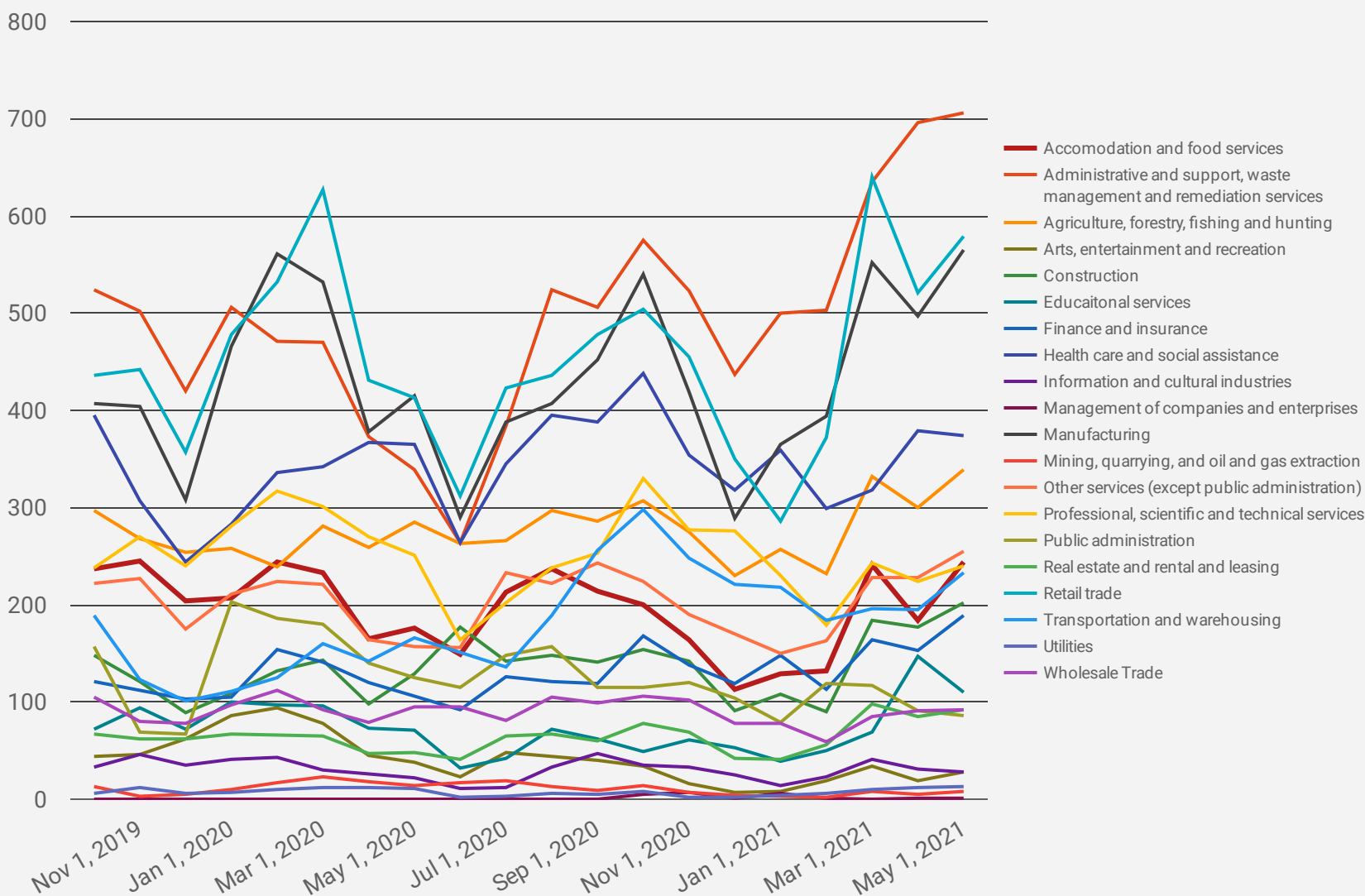
How many job postings were active for at least 1 day this month?



NOTE: This graph cannot be filtered using the controls on the cover page

JOB POSTINGS BY SECTOR BY MONTH FOR WINDSOR-ESSEX

How many job postings were active for at least 1 day this month?



NOTE: This graph cannot be filtered using the controls on the cover page

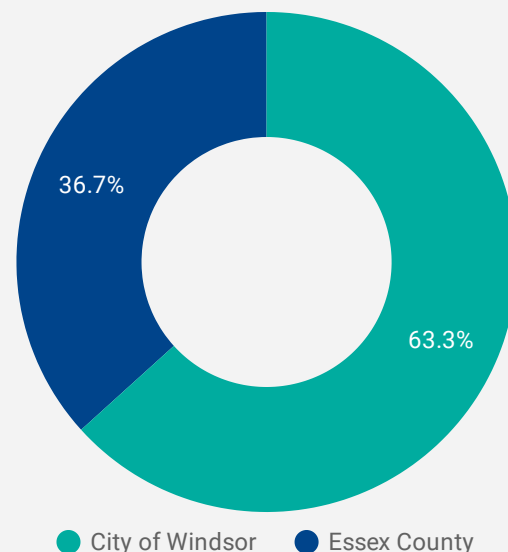
JOB POSTINGS BY MUNICIPALITY

Where are job opportunities being offered?

	MUNICIPALITY	POSTING COUNT	AVG POSTING LENGTH IN DAYS	MEDIAN POSTING LENGTH IN DAYS
1.	City of Windsor	2,807	20	15
2.	Municipality of Leamington	465	19	15
3.	Town of Kingsville	346	18	15
4.	Town of Tecumseh	331	18	15
5.	Town of Essex	198	20	16
6.	Town of Lakeshore	114	22	16
7.	Town of Amherstburg	114	20	15.5
8.	Town of LaSalle	60	17	15

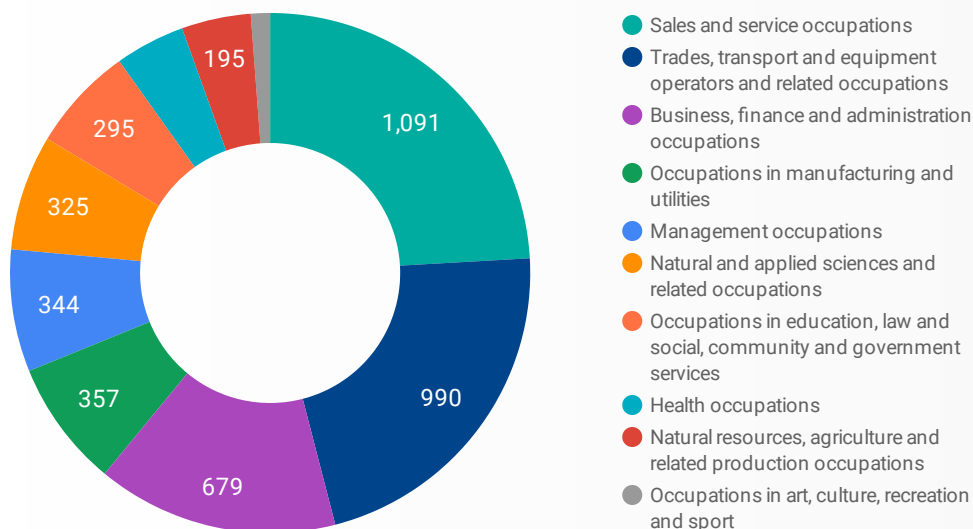
URBAN & RURAL DEMAND

Job Postings by Location



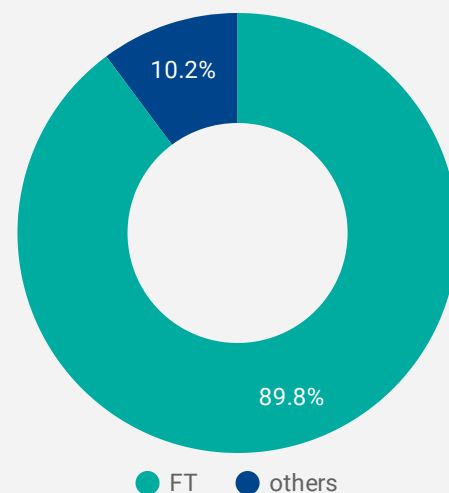
JOB POSTINGS BY SKILL TYPE

What skill type is being recruited?



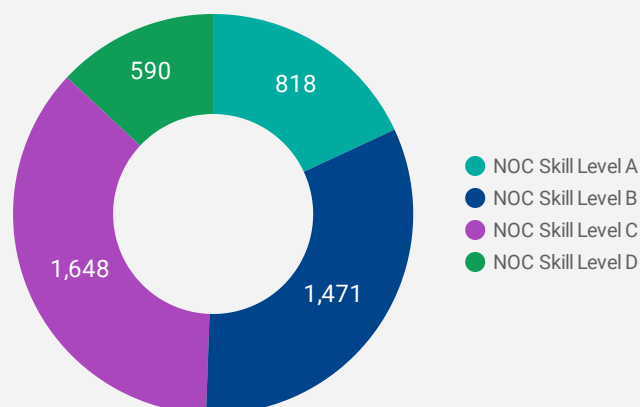
JOB TYPE

Full-time vs Part-time



JOB POSTINGS BY SKILL LEVEL

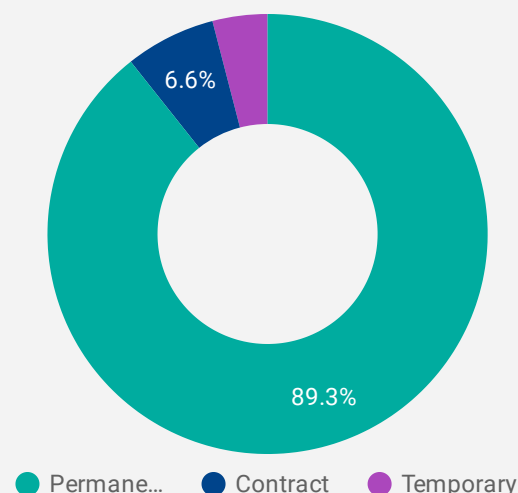
What education do occupations typically require?



Skill Level A = Usually University education | Skill Level B = Usually College education or Apprenticeship training | Skill Level C = Usually Secondary education or occupation-specific training | Skill Level D = Usually on-the-job training

JOB DURATION

Permanency of jobs posted



TOP OCCUPATIONS

What kind of jobs are in-demand?

	4 DIGIT NOC NAME	POSTINGS
1.	Transport truck drivers	178
2.	Retail salespersons	171
3.	Material handlers	142
4.	Other customer and information services representatives	135
5.	Home support workers, housekeepers and related occupations	116
6.	Food counter attendants, kitchen helpers and related support occupations	101
7.	Cooks	95
8.	Retail and wholesale trade managers	93
9.	Delivery and courier service drivers	90
10.	Store shelf stockers, clerks and order fillers	76
11.	General farm workers	75
12.	Construction trades helpers and labourers	70
13.	Nursery and greenhouse workers	70
14.	Other labourers in processing, manufacturing and utilities	69
15.	Administrative assistants	68
16.	Machinists and machining and tooling inspectors	63
17.	Other financial officers	62
18.	Janitors, caretakers and building superintendents	61
19.	Tool and die makers	50
20.	Labourers in food and beverage processing	46
21.	Social and community service workers	45
22.	Registered nurses and registered psychiatric nurses	43
23.	Technical sales specialists - wholesale trade	42
24.	Accounting technicians and bookkeepers	42
25.	Retail and wholesale buyers	41
26.	Shippers and receivers	41
27.	Insurance agents and brokers	40
28.	Light duty cleaners	39
29.	Machining tool operators	37

1 - 50 / 332



TOP EMPLOYERS/AGENCIES

Who is hiring?

	COMPANY	POSTINGS
1.	Kijiji Jobs	103
2.	Personnel by Elsie	71
3.	PROSTAFF Employment Solutions	65
4.	Loblaw Companies Limited	61
5.	Unemployed Help Centre of Windsor Inc. (UHC) - Hub of Opportunities	61
6.	City of Windsor Employment and Training Services	59
7.	Mastronardi Produce Limited	54
8.	RONA Inc.	46
9.	Canadian Executive Search	46
10.	Shoppers Drug Mart / Pharmaprix	43
11.	Mucci Farms Ltd.	31
12.	Victorian Order of Nurses / VON Canada	27
13.	Windsor, Corporation of the City of	25
14.	The Job Shoppe Incorporated	25
15.	Highline Mushrooms	24
16.	UPS Canada	24
17.	The Electromac Group	24
18.	Lowe's Canada	21
19.	Windsor Mold Group	21
20.	McDonald's Restaurants	20
21.	Chartwell Retirement Residences	20
22.	Nature Fresh Farms Inc.	19
23.	Walmart Canada	18
24.	Bonduelle	18
25.	Lakeside Produce Inc	18
26.	Agilus	18
27.	PeopleReady	17

1 - 50 / 1579



OCCUPATIONS BY FREQUENCY & LENGTH OF JOB POSTINGS

What jobs are hard-to-fill and/or in-demand?

	4 DIGIT NOC	4 DIGIT NOC NAME	SKILL LEVEL	POSTING COUNT ▾	AVG POSTING LENGTH IN DAYS	MEDIAN POSTING LENGTH IN DAYS
1.	7511	Transport truck drivers	NOC Skill Level C	178	19	15
2.	6421	Retail salespersons	NOC Skill Level C	171	18	15
3.	7452	Material handlers	NOC Skill Level C	142	17	15.5
4.	6552	Other customer and information services representatives	NOC Skill Level C	135	14	15
5.	4412	Home support workers, housekeepers and related occupations	NOC Skill Level C	116	24	15
6.	6711	Food counter attendants, kitchen helpers and related support occupations	NOC Skill Level D	101	17	16
7.	6322	Cooks	NOC Skill Level B	95	17	15
8.	621	Retail and wholesale trade managers	NOC Skill Level A	93	17	15
9.	7514	Delivery and courier service drivers	NOC Skill Level C	90	16	15
10.	6622	Store shelf stockers, clerks and order fillers	NOC Skill Level D	76	12	14.5
11.	8431	General farm workers	NOC Skill Level C	75	37	24.5
12.	7611	Construction trades helpers and labourers	NOC Skill Level D	70	20	16
13.	8432	Nursery and greenhouse workers	NOC Skill Level C	70	33	21
14.	9619	Other labourers in processing, manufacturing and utilities	NOC Skill Level D	69	26	16
15.	1241	Administrative assistants	NOC Skill Level B	68	23	15
16.	7231	Machinists and machining and tooling inspectors	NOC Skill Level B	63	20	18.5
17.	1114	Other financial officers	NOC Skill Level A	62	15	15
18.	6733	Janitors, caretakers and building superintendents	NOC Skill Level D	61	18	15
19.	7232	Tool and die makers	NOC Skill Level B	50	22	15
20.	9617	Labourers in food and beverage processing	NOC Skill Level D	46	17	16
21.	4212	Social and community service workers	NOC Skill Level B	45	20	21
22.	3012	Registered nurses and registered psychiatric nurses	NOC Skill Level A	43	25	15.5
23.	6221	Technical sales specialists - wholesale trade	NOC Skill Level B	42	17	15
24.	1311	Accounting technicians and bookkeepers	NOC Skill Level B	42	20	16
25.	6222	Retail and wholesale buyers	NOC Skill Level B	41	12	15
26.	1521	Shippers and receivers	NOC Skill Level C	41	16	15.5
27.	6231	Insurance agents and brokers	NOC Skill Level B	40	30	16
28.	6731	Light duty cleaners	NOC Skill Level D	39	18	15
29.	9417	Machining tool operators	NOC Skill Level C	37	18	21
30.	6541	Security guards and related security service occupations	NOC Skill Level C	36	16	15

MULTILINGUAL JOB POSTINGS BY THE NUMBERS

ACTIVE POSTINGS
241

NEW POSTINGS
173

COMPANIES
124

UNIQUE LANGUAGES
10

OF DAYS POSTED

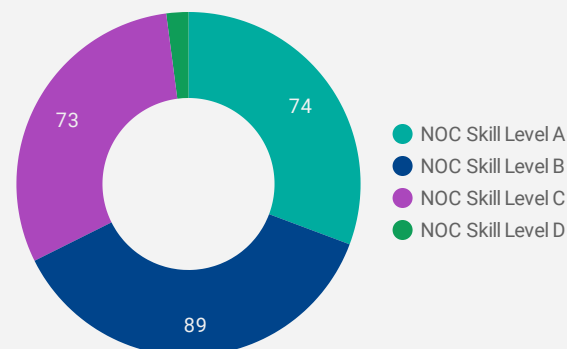
AVERAGE
17

MEDIAN
15

MULTILINGUAL JOB POSTINGS BY SKILL LEVEL

What language skills are employers looking for by occupational skill level?

- 74** Skill Level A - Management/ Professional Occupations usually requiring University
- 89** Skill Level B - Usually college education or apprenticeship training
- 73** Skill Level C - Usually secondary education or occupation-specific training
- 5** Skill Level D - Usually on-the-job training



JOB POSTINGS BY LANGUAGE SKILL

How many job postings require specific language skills?

Arabic Language Jobs

8

African Dialect Language Jobs

0

Cantonese Language Jobs

1

Chinese Language Jobs

1

French Language Jobs

117

German Language Jobs

1

Italian Language Jobs

4

Japanese Language Jobs

1

Mandarin Language Jobs

1

Portuguese Language Jobs

0

Punjabi Language Jobs

0

Spanish Language Jobs

31

Thai Language Jobs

0

Vietnamese Language Jobs

0

DEMAND FOR FRENCH BY JOB

How many job postings require French skills

4 DIGIT NOC NAME	FRENCH
1. Other customer and information services representatives	21
2. Home support workers, housekeepers and related occupations	8
3. Registered nurses and registered psychiatric nurses	7

MULTILINGUAL HIRING EMPLOYERS

Which employers are seeking multilingual candidates?

COMPANY	POSTINGS
1. Victorian Order of Nurses / VON Canada	19
2. HGS Canada	10
3. Global Excel Management	8
4. HGS Canada Inc.	8
5. Mucci Farms Ltd.	7
6. Windsor Regional Hospital	7
7. Immigration, Refugees and Citizenship Canada/Immigration, R��fugi��s et Citoyennet�� Canada	5
8. National Bank of Canada	4
9. Unemployed Help Centre of Windsor Inc. (UHC) - Hub of Opportunities	4
10. Canadian Mental Health Association - Windsor-Essex...	4
11. Menzies Automotive Group	4
12. Home and Community Care Support Services Erie St. Clair	4
13. Mastronardi Produce Limited	4
14. Windsor Essex Community Health Centre	3
15. ProPharma Group	3
16. Harvey's	3
17. Cogeco	3

MULTILINGUAL JOB DEMAND BY 4-DIGIT NOC

What occupations seek Language Skills?

4 DIGIT NOC NAME	FRENCH ...	AFRICAN	ARABIC	CANTONESE	CHINESE	GERMAN	ITALIAN	JAPANESE	MANDARIN	PORTUGUESE	PUNJABI	SPANISH	THAI	VIETNAMESE
1. Other customer and information services representatives	...	0	0	0	0	0	0	0	0	0	0	0	0	0
2. Home support workers, housekeepers and related occupations	8	0	0	0	1	0	0	0	0	0	0	0	0	0
3. Registered nurses and registered psychiatric nurses	7	0	0	0	0	0	0	0	0	0	0	0	0	0
4. Professional occupations in advertising, marketing and public relations	5	0	1	0	0	0	0	0	0	0	0	0	0	0
5. Occupational therapists	5	0	0	0	0	0	0	0	0	0	0	0	0	0
6. User support technicians	4	0	0	0	0	0	0	0	0	0	0	4	0	0
7. Retail salespersons	4	0	0	0	0	0	0	0	0	0	0	0	0	0
8. General office support workers	4	0	0	0	0	0	0	0	0	0	0	0	0	0
9. Banking, insurance and other financial clerks	3	0	0	0	0	0	0	0	0	0	0	0	0	0
10. Managers in health care	3	0	0	0	0	0	0	0	0	0	0	0	0	0
11. Social and community service workers	3	0	1	0	0	0	0	0	0	0	0	0	0	0
12. Nurse aides, orderlies and patient service associates	2	0	0	0	0	0	0	0	0	0	0	0	0	0
13. Advertising, marketing and public relations managers	2	0	0	0	0	0	0	0	0	0	0	0	0	0
14. Other financial officers	2	0	0	0	0	0	0	0	0	0	0	0	0	0
15. Medical administrative assistants	2	0	0	0	0	0	0	0	0	0	0	0	0	0
16. Restaurant and food service managers	2	0	0	0	0	0	0	0	0	0	0	0	0	0
17. Technical occupations related to museums and art galleries	2	0	0	0	0	0	0	0	0	0	0	0	0	0
18. Labourers in food and beverage processing	2	0	0	0	0	0	0	0	0	0	0	0	0	0
19. Early childhood educators and assistants	2	0	1	0	0	0	0	0	0	0	0	0	0	0
20. Technical sales specialists - wholesale trade	2	0	0	0	0	0	0	0	0	0	0	0	0	0
21. Delivery and courier service drivers	2	0	0	0	0	0	0	0	0	0	0	0	0	0
22. Translators, terminologists and interpreters	2	0	0	0	0	0	0	0	0	0	0	0	0	0
23. Information systems analysts and consultants	2	0	0	0	0	0	0	0	0	0	0	0	0	0
24. Executive assistants	1	0	0	0	0	0	0	0	0	0	0	0	0	0
25. Human resources and recruitment officers	1	0	0	1	0	0	0	0	0	0	0	1	0	0

JOB POSTINGS BY 2-DIGIT NATIONAL OCCUPATION CLASSIFICATION

What jobs are hard to fill and/or in-demand?

	2 DIGIT NOC	3 DIGIT NOC NAME	SKILL LEVEL	POSTING COUNT	AVG POSTING LENGTH IN DAYS	MEDIAN POSTING LENGTH IN DAYS
1.	75	Motor vehicle and transit drivers	NOC Skill Level C	282	18	15
2.	64	Retail salespersons	NOC Skill Level C	171	18	15
3.	84	Agriculture and horticulture workers	NOC Skill Level C	145	35	21
4.	74	Longshore workers and material handlers	NOC Skill Level C	144	17	16
5.	72	Machining, metal forming, shaping and erecting trades	NOC Skill Level B	141	23	15
6.	65	Customer and information services representatives	NOC Skill Level C	138	14	15
7.	44	Home care providers and educational support occupations	NOC Skill Level C	134	24	15
8.	96	Labourers in processing, manufacturing and utilities	NOC Skill Level D	133	23	16
9.	63	Chefs and cooks	NOC Skill Level B	111	18	15
10.	67	Cleaners	NOC Skill Level D	110	18	15
11.	12	Office administrative assistants - general, legal and medical	NOC Skill Level B	102	22	15
12.	67	Food counter attendants, kitchen helpers and related support occupations	NOC Skill Level D	101	17	16
13.	15	Supply chain logistics, tracking and scheduling co-ordination occupations	NOC Skill Level C	97	17	15
14.	66	Other sales support and related occupations	NOC Skill Level D	96	12	14.5
15.	06	Retail and wholesale trade managers	NOC Skill Level A	93	17	15
16.	12	Administrative and regulatory occupations	NOC Skill Level B	93	18	16
17.	01	Senior managers - construction, transportation, production and utilities	NOC Skill Level A	91	17	16
18.	11	Auditors, accountants and investment professionals	NOC Skill Level A	91	15	15
19.	62	Technical sales specialists in wholesale trade and retail and wholesale buyers	NOC Skill Level B	83	15	15
20.	76	Trades helpers and labourers	NOC Skill Level D	74	20	16
21.	94	Machine operators and related workers in mineral and metal products processing and manufacturing	NOC Skill Level C	72	18	21
22.	42	Paraprofessional occupations in legal, social, community and education services	NOC Skill Level B	71	19	16
23.	11	Human resources and business service professionals	NOC Skill Level A	67	16	15
24.	73	Machinery and transportation equipment mechanics (except motor vehicles)	NOC Skill Level B	65	25	15
25.	62	Insurance, real estate and financial sales occupations	NOC Skill Level B	64	25	16
26.	13	Finance, insurance and related business administrative occupations	NOC Skill Level B	58	19	15.5
27.	22	Technical occupations in civil, mechanical and industrial	NOC Skill Level B	57	19	15.5

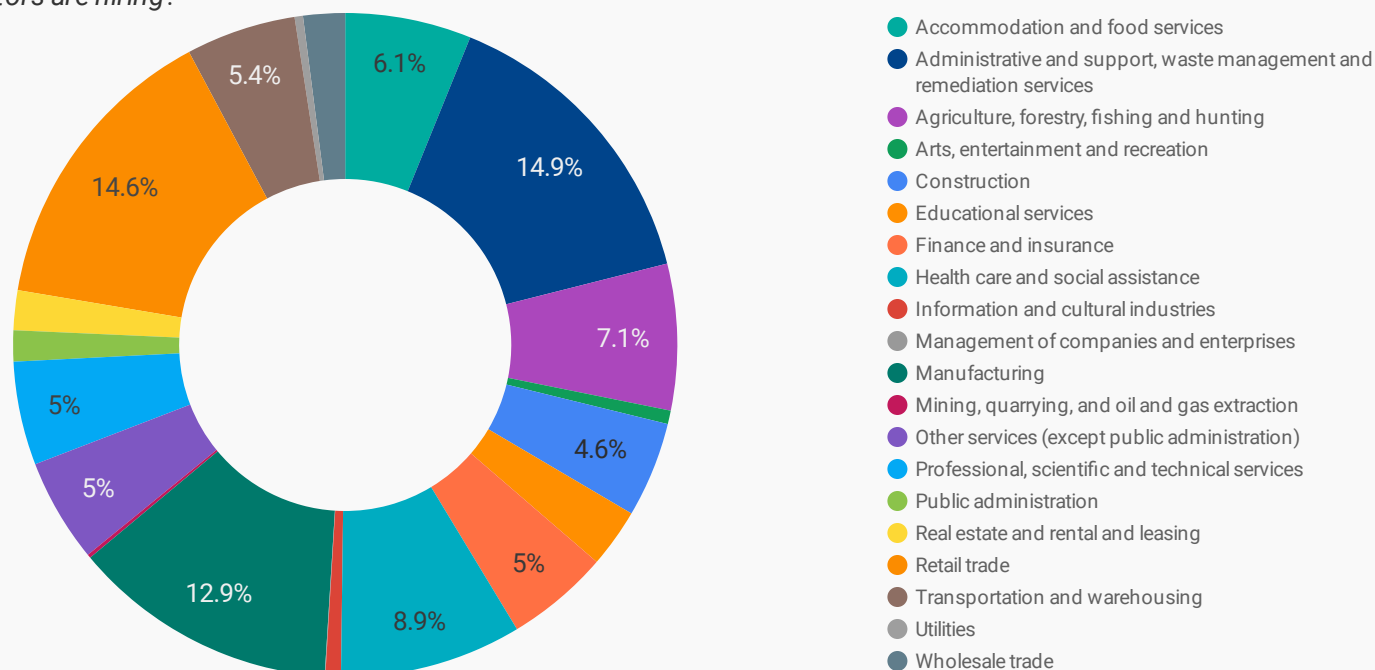
JOB POSTINGS BY 3-DIGIT NATIONAL OCCUPATION CLASSIFICATION

What jobs are hard to fill and/or in-demand?

	3 DIGIT NOC	3 DIGIT NOC NAME	SKILL LEVEL	POSTING COUNT ▾	AVG POSTING LENGTH IN DAYS	MEDIAN POSTING LENGTH IN DAYS
1.	751	Motor vehicle and transit drivers	NOC Skill Level C	282	18	15
2.	642	Retail salespersons	NOC Skill Level C	171	18	15
3.	843	Agriculture and horticulture workers	NOC Skill Level C	145	35	21
4.	745	Longshore workers and material handlers	NOC Skill Level C	144	17	16
5.	723	Machining, metal forming, shaping and erecting trades	NOC Skill Level B	141	23	15
6.	655	Customer and information services representatives	NOC Skill Level C	138	14	15
7.	441	Home care providers and educational support occupations	NOC Skill Level C	134	24	15
8.	961	Labourers in processing, manufacturing and utilities	NOC Skill Level D	133	23	16
9.	632	Chefs and cooks	NOC Skill Level B	111	18	15
10.	673	Cleaners	NOC Skill Level D	110	18	15
11.	124	Office administrative assistants - general, legal and medical	NOC Skill Level B	102	22	15
12.	671	Food counter attendants, kitchen helpers and related support occupations	NOC Skill Level D	101	17	16
13.	152	Supply chain logistics, tracking and scheduling co-ordination occupations	NOC Skill Level C	97	17	15
14.	662	Other sales support and related occupations	NOC Skill Level D	96	12	14.5
15.	122	Administrative and regulatory occupations	NOC Skill Level B	93	18	16
16.	062	Retail and wholesale trade managers	NOC Skill Level A	93	17	15
17.	111	Auditors, accountants and investment professionals	NOC Skill Level A	91	15	15
18.	622	Technical sales specialists in wholesale trade and retail and wholesale buyers	NOC Skill Level B	83	15	15
19.	761	Trades helpers and labourers	NOC Skill Level D	74	20	16
20.	941	Machine operators and related workers in mineral and metal products processing and manufacturing	NOC Skill Level C	72	18	21
21.	421	Paraprofessional occupations in legal, social, community and education services	NOC Skill Level B	71	19	16
22.	112	Human resources and business service professionals	NOC Skill Level A	67	16	15
23.	731	Machinery and transportation equipment mechanics (except motor vehicles)	NOC Skill Level B	65	25	15
24.	623	Insurance, real estate and financial sales occupations	NOC Skill Level B	64	25	16
25.	131	Finance, insurance and related business administrative occupations	NOC Skill Level B	58	19	15.5
26.	223	Technical occupations in civil, mechanical and industrial engineering	NOC Skill Level B	57	19	15.5
27.	141	General office workers	NOC Skill Level C	51	24	16

TOP HIRING SECTORS (2 DIGIT NAICS CODE)

What sectors are hiring?



TOP HIRING SECTORS (2 DIGIT NAICS CODE)		NAICS CODE	POSTING COUNT	AVG POSTING DAYS	MEDIAN POSTING LENGTH IN DAYS
1.	Administrative and support, waste management and remediation services	56	706	18.5	16
2.	Retail trade	44-45	579	14.5	15
3.	Manufacturing	31-33	565	17.2	15
4.	Health care and social assistance	62	374	17.1	15
5.	Agriculture, forestry, fishing and hunting	11	339	23.9	16
6.	Other services (except public administration)	81	255	40.8	16
7.	Accommodation and food services	72	244	18.7	15
8.	Professional, scientific and technical services	54	240	18.7	16
9.	Transportation and warehousing	48-49	233	16.6	15
10.	Construction	23	202	21.8	16
11.	Finance and insurance	52	189	15.7	15
12.	Educational services	61	110	14.3	15
13.	Real estate and rental and leasing	53	92	17.9	16
14.	Wholesale trade	41	92	20.2	16
15.	Public administration	91	86	26.4	15
16.	Information and cultural industries	51	28	15.1	15
17.	Arts, entertainment and recreation	71	28	16.1	15
18.	Utilities	22	13	12.1	15
19.	Mining, quarrying, and oil and gas extraction	21	8	15.6	15
20.	Management of companies and enterprises	55	1	15.0	15

NOTE: NAICS code 56 includes Employment Agencies. Manufacturing includes codes 31-33, Retail Trade includes codes 44-45 and Transportation and Warehousing includes codes 48-49.

TOP HIRING SECTORS (3 DIGIT NAICS CODE)

What sectors are hiring?

	NAICS CODE	TOP HIRING SECTORS (3 DIGIT NAICS)	POSTING COUNT ▾	AVERAGE POSTING LENGTH IN DAYS	MEDIAN POSTING LENGTH IN DAYS
1.	561	Administrative and support services	675	18.7	16
2.	111	Crop production	324	24.1	18.5
3.	541	Professional, scientific and technical services	240	18.7	16
4.	722	Food services and drinking places	221	18.9	15
5.	333	Machinery manufacturing	184	16.6	15
6.	813	Religious, grant-making, civic, and professional and similar organizations	155	55.4	16
7.	621	Ambulatory health care services	151	17.2	15
8.	445	Food and beverage stores	138	14.0	15
9.	238	Specialty trade contractors	128	23.7	16
10.	623	Nursing and residential care facilities	119	16.1	15
11.	444	Building material and garden equipment and supplies dealers	115	10.0	8
12.	484	Truck transportation	112	18.6	16
13.	611	Educational services	110	14.3	15
14.	522	Credit intermediation and related activities	97	15.5	15
15.	332	Fabricated metal product manufacturing	92	20.7	15.5
16.	446	Health and personal care stores	91	18.6	16
17.	624	Social assistance	84	19.4	21
18.	336	Transportation equipment manufacturing	78	17.3	15
19.	492	Couriers and messengers	71	13.6	15
20.	913	Local, municipal and regional public administration	69	23.5	15
21.	236	Construction of buildings	66	18.9	16
22.	531	Real estate	61	18.5	16
23.	524	Insurance carriers and related activities	59	17.1	16
24.	811	Repair and maintenance	56	18.0	16
25.	453	Miscellaneous store retailers	52	14.4	15
26.	311	Food manufacturing	48	17.9	15
27.	452	General merchandise stores	44	18.1	15
28.	443	Electronics and appliance stores	42	12.1	12
29.	812	Personal and laundry services	40	18.2	15
30.	339	Miscellaneous manufacturing	39	15.1	15

TOP HIRING SECTORS (4 DIGIT NAICS CODE)

What sectors are hiring?

	NAICS CODE	TOP HIRING SECTORS (4 DIGIT NAICS)	POSTING COUNT ▾	AVERAGE POSTING LENGTH IN DAYS	MEDIAN POSTING DAYS IN LENGTH
1.	5613	Employment services	492	19.3	16
2.	1119	Other crop farming	258	22.0	16
3.	7225	Full-service restaurants and limited-service eating places	208	18.8	15
4.	8134	Civic and social organizations	146	56.9	16
5.	3335	Metalworking machinery manufacturing	113	16.3	15
6.	4451	Grocery stores	110	11.8	15
7.	4441	Building material and supplies dealers	108	8.4	4
8.	4841	General freight trucking	103	19.0	16
9.	4461	Health and personal care stores	91	18.6	16
10.	5617	Services to buildings and dwellings	87	17.4	15
11.	5413	Architectural, engineering and related services	84	21.2	15
12.	5221	Depository credit intermediation	84	15.1	15
13.	6231	Nursing care facilities	79	15.3	15
14.	6241	Individual and family services	70	19.2	21
15.	9139	Other local, municipal and regional public administration	68	23.5	15
16.	1114	Greenhouse, nursery and floriculture production	56	37.7	30
17.	5416	Management, scientific and technical consulting services	55	16.9	15
18.	5242	Agencies, brokerages and other insurance related activities	51	16.8	16
19.	3322	Cutlery and hand tool manufacturing	49	23.1	17
20.	6214	Out-patient care centres	46	14.7	15
21.	4529	Other general merchandise stores	44	18.1	15
22.	6213	Offices of other health practitioners	42	19.6	15
23.	4431	Electronics and appliance stores	42	12.1	12
24.	4921	Couriers	41	15.1	15
25.	2381	Foundation, structure, and building exterior contractors	41	15.9	15
26.	8111	Automotive repair and maintenance	41	18.6	16
27.	3361	Motor vehicle manufacturing	40	17.4	15
28.	2383	Building finishing contractors	39	19.0	21
29.	3119	Other food manufacturing	39	16.5	15
30.	5616	Investigation and security services	38	16.1	15

TOP HIRING SECTORS (5 DIGIT NAICS CODE)

What sectors are hiring?

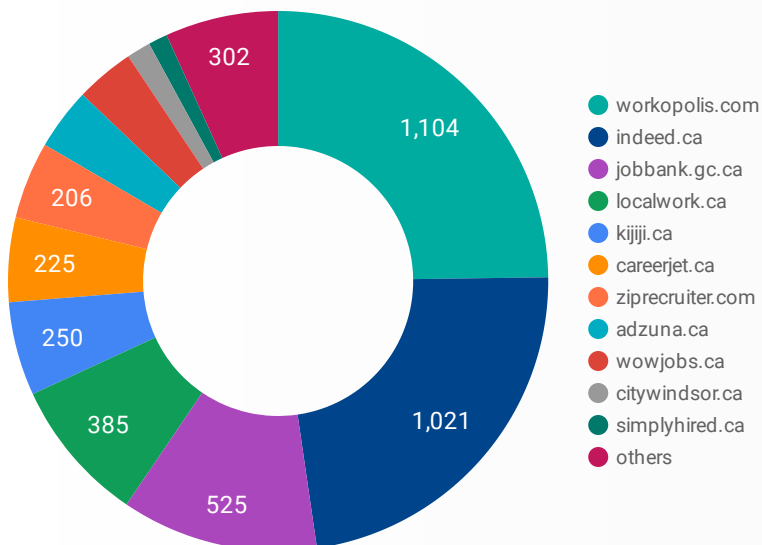
	NAICS CODE	TOP HIRING SECTORS (5 DIGIT NAICS)	POSTING COUNT ▾	AVERAGE POSTING LENGTH IN DAYS	MEDIAN POSTING LENGTH IN DAYS
1.	56131	Employment placement agencies and executive search services	492	19.3	16
2.	11199	All other crop farming	255	22.0	16
3.	72251	Full-service restaurants and limited-service eating places	208	18.8	15
4.	81341	Civic and social organizations	146	56.9	16
5.	33351	Metalworking machinery manufacturing	113	16.3	15
6.	44511	Supermarkets and other grocery (except convenience) stores	104	11.6	14
7.	48412	General freight trucking, long distance	96	19.1	16
8.	44413	Hardware stores	93	7.3	3
9.	62311	Nursing care facilities	79	15.3	15
10.	52211	Banking	71	15.4	15
11.	54133	Engineering services	68	22.1	15.5
12.	91391	Other local, municipal and regional public administration	68	23.5	15
13.	44611	Pharmacies and drug stores	67	19.7	21
14.	33221	Cutlery and hand tool manufacturing	49	23.1	17
15.	62149	Other out-patient care centres	45	14.7	15
16.	11142	Nursery and floriculture production	44	38.9	28
17.	45299	All other general merchandise stores	44	18.1	15
18.	44314	Electronics and appliance stores	42	12.1	12
19.	49211	Couriers	41	15.1	15
20.	52421	Insurance agencies and brokerages	41	17.3	16
21.	31199	All other food manufacturing	39	16.5	15
22.	62331	Community care facilities for the elderly	37	17.3	15
23.	56173	Landscaping services	37	17.7	15
24.	33611	Automobile and light-duty motor vehicle manufacturing	35	17.8	15
25.	62412	Services for the elderly and persons with disabilities	35	20.9	21
26.	33324	Industrial machinery manufacturing	34	17.0	15
27.	33637	Motor vehicle metal stamping	33	17.0	15.5
28.	32619	Other plastic product manufacturing	32	17.1	15.5
29.	54161	Management consulting services	32	15.1	15
30.	23611	Residential building construction	32	19.0	21

TOP HIRING SECTORS (6 DIGIT NAICS CODE)

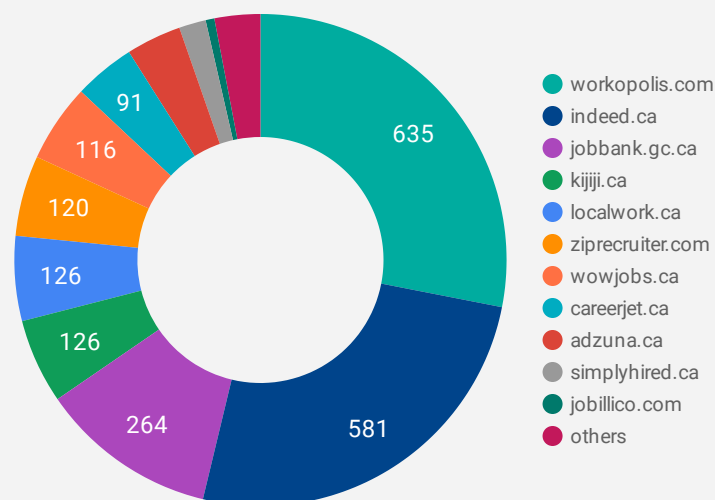
What sectors are hiring?

	NAICS CODE	TOP HIRING SECTORS (6 DIGIT NAICS)	POSTING COUNT ▼	AVG POSTING LENGTH IN DAYS	MEDIAN POSTING LENGTH IN DAYS
1.	561310	Employment placement agencies and executive search services	492	19.3	16
2.	111993	Fruit and vegetable combination farming	189	21.2	16
3.	813410	Civic and social organizations	146	56.9	16
4.	722512	Limited-service eating places	119	18.1	15
5.	445110	Supermarkets and other grocery (except convenience) stores	104	11.6	14
6.	333511	Industrial mould manufacturing	98	15.8	15
7.	444130	Hardware stores	93	7.3	3
8.	722511	Full-service restaurants	89	20.1	15
9.	484122	General freight trucking, long distance, less than truck-load	86	19.0	16
10.	623110	Nursing care facilities	79	15.3	15
11.	522111	Personal and commercial banking industry	71	15.4	15
12.	913910	Other local, municipal and regional public administration	68	23.5	15
13.	541330	Engineering services	68	22.1	15.5
14.	446110	Pharmacies and drug stores	67	19.7	21
15.	111999	All other miscellaneous crop farming	66	24.0	16
16.	332210	Cutlery and hand tool manufacturing	49	23.1	17
17.	452999	All other miscellaneous general merchandise stores	44	18.1	15
18.	621494	Community health centres	43	14.9	15
19.	443143	Appliance, television and other electronics stores	42	12.1	12
20.	492110	Couriers	41	15.1	15
21.	524210	Insurance agencies and brokerages	41	17.3	16
22.	311990	All other food manufacturing	39	16.5	15
23.	111421	Nursery and tree production	39	39.6	29.5
24.	623310	Community care facilities for the elderly	37	17.3	15
25.	561730	Landscaping services	37	17.7	15
26.	336110	Automobile and light-duty motor vehicle manufacturing	35	17.8	15
27.	624120	Services for the elderly and persons with disabilities	35	20.9	21
28.	333248	All other industrial machinery manufacturing	34	17.0	15
29.	336370	Motor vehicle metal stamping	33	17.0	15.5
30.	236110	Residential building construction	32	19.0	21

JOB POSTINGS BY JOB BOARD

What share of unique job postings appear on each job board?


COMPANIES BY JOB BOARD

What share of unique job postings appear on each job board?


JOB POSTING DETAILS BY JOB BOARD

How does job posting activity differ by job board?

	JOB BOARD	POSTING COUNT ▼	AVG POSTING LENGTH IN DAYS	MEDIAN POSTING LENGTH IN DAYS	# OF COMPANIES
1.	workopolis.com	1,104	15	15	635
2.	indeed.ca	1,021	21	21	581
3.	jobbank.gc.ca	525	31	16	264
4.	localwork.ca	385	6	4	126
5.	kijiji.ca	250	15	15	126
6.	careerjet.ca	225	17	13	91
7.	ziprecruiter.com	206	16	16	120
8.	adzuna.ca	165	15	15	82
9.	wowjobs.ca	157	16	16	116
10.	citywindsor.ca	64	136	72	2
11.	simplyhired.ca	51	16	16	40
12.	jobillico.com	48	17	9	13
13.	canadianexecutivesearch.com	45	18	12.5	1
14.	uhc.ca	40	24	26	1
15.	careerarc.com	40	20	16.5	11
16.	secc.on.ca	23	30	30	10
17.	careerbuilder.ca	19	26	29	9