

JOB DEMAND REPORT

MARCH 2021

Job posting data collected by Workforce WindsorEssex from job boards and employer websites who recruit candidates in Windsor-Essex.

HIGHLIGHTS

JOB POSTINGS BY THE NUMBERS

TOTAL POSTINGS	NEW THIS MONTH	COMPANIES	JOB BOARDS
4,637	3,112	1,634	42

OF DAYS POSTED

AVERAGE	MEDIAN
19	15

REPORT BUILDER

The default filter selection below will show all job demand data for the month. You can use the filters to create a customized report for the purpose of understanding a subset of the data.

OCCUPATION FILTERS

SPECIFIC JOB TAGS ▾

JOB TYPE ▾

JOB DURATION ▾

ADDITIONAL LANGUAGE ▾

SKILL LEVEL ▾

SKILL TYPE NAME / 1-DIGIT NOC ▾

MAJOR GROUP / 2-DIGIT NOC ▾

MINOR GROUP / 3-DIGIT NOC ▾

UNIT GROUP / 4-DIGIT NOC ▾

INDUSTRY/SECTOR FILTERS

HIRING SECTOR BY 2-DIGIT NAICS CODE ▾

HIRING SECTOR BY 3-DIGIT NAICS CODE ▾

HIRING SECTOR BY 4-DIGIT NAICS CODE ▾

HIRING SECTOR BY 5-DIGIT NAICS CODE ▾

HIRING SECTOR BY 6-DIGIT NAICS CODE ▾

OTHER FILTERS

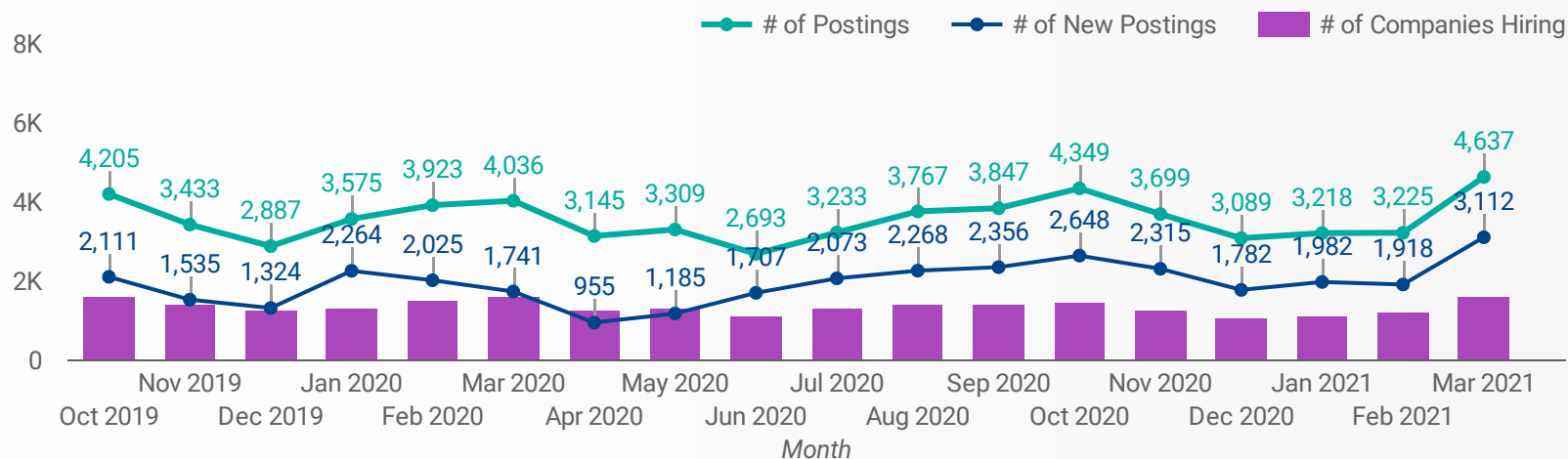
MUNICIPALITY ▾

JOB BOARD ▾

NOC = National Occupation Classification | NAICS = North American Industry Classification System

JOB POSTINGS BY MONTH FOR WINDSOR-ESSEX

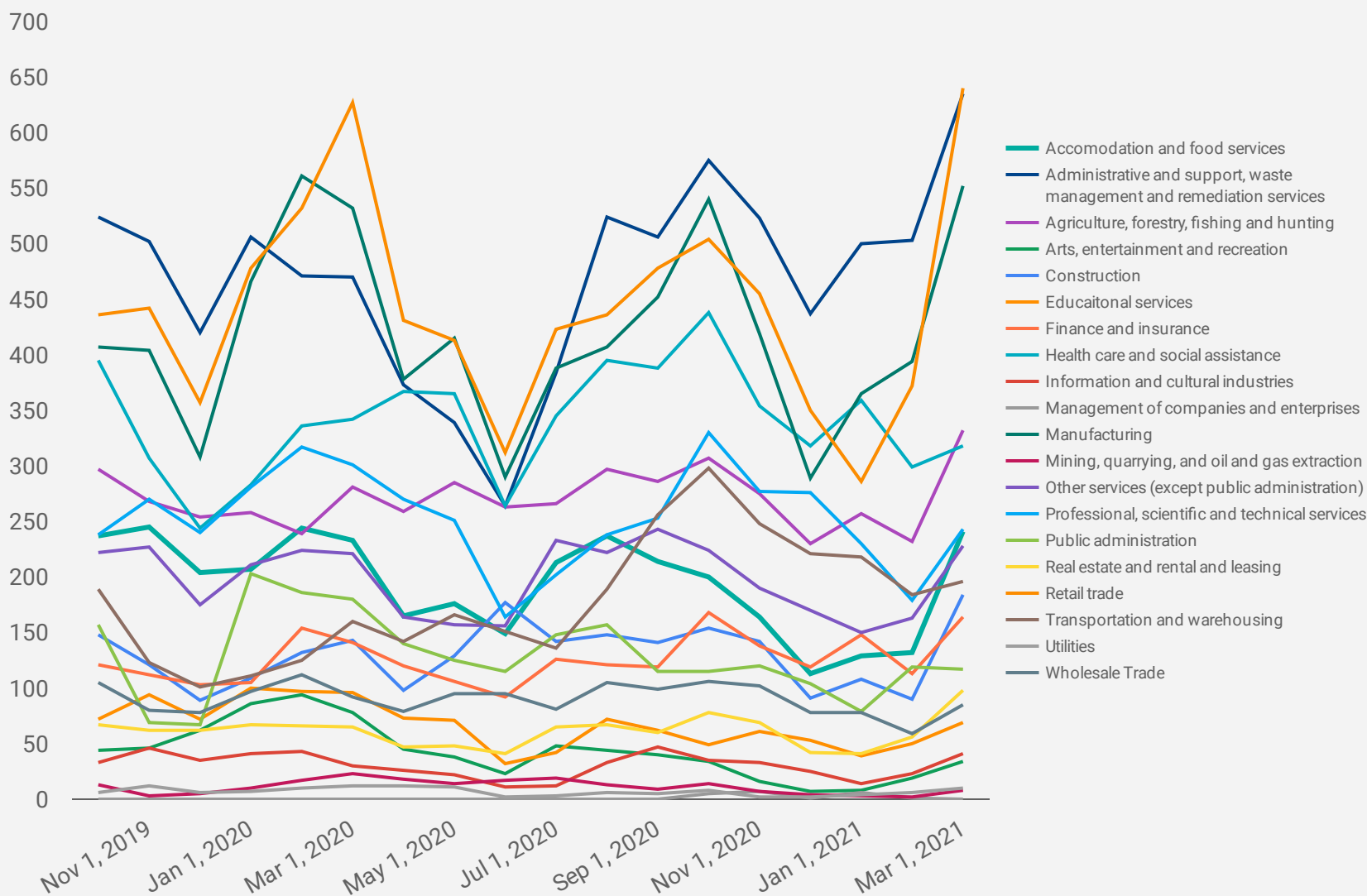
How many job postings were active for at least 1 day this month?



NOTE: This graph cannot be filtered using the controls on the cover page

JOB POSTINGS BY SECTOR BY MONTH FOR WINDSOR-ESSEX

How many job postings were active for at least 1 day this month?



NOTE: This graph cannot be filtered using the controls on the cover page

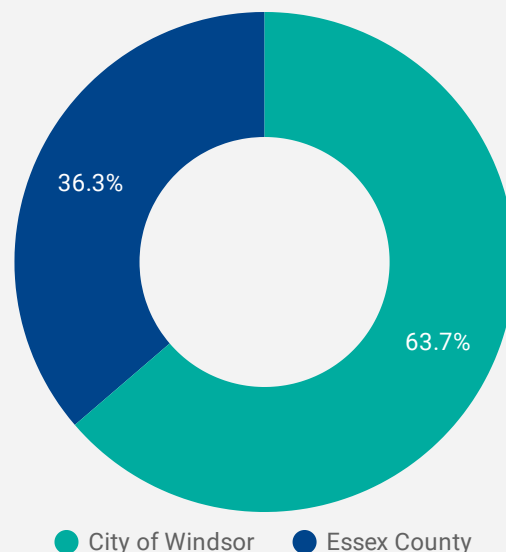
JOB POSTINGS BY MUNICIPALITY

Where are job opportunities being offered?

	MUNICIPALITY	POSTING COUNT	AVG POSTING LENGTH IN DAYS	MEDIAN POSTING LENGTH IN DAYS
1.	City of Windsor	2,931	19	15
2.	Municipality of Leamington	444	19	15
3.	Town of Kingsville	370	21	15
4.	Town of Tecumseh	302	21	15
5.	Town of Essex	216	20	15
6.	Town of Lakeshore	149	20	15
7.	Town of Amherstburg	101	17	16
8.	Town of LaSalle	88	14	15

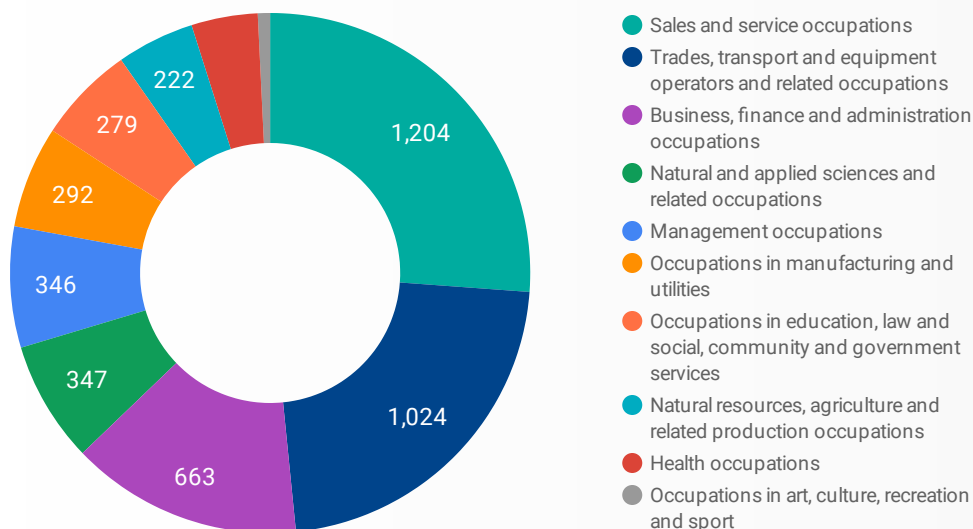
URBAN & RURAL DEMAND

Job Postings by Location



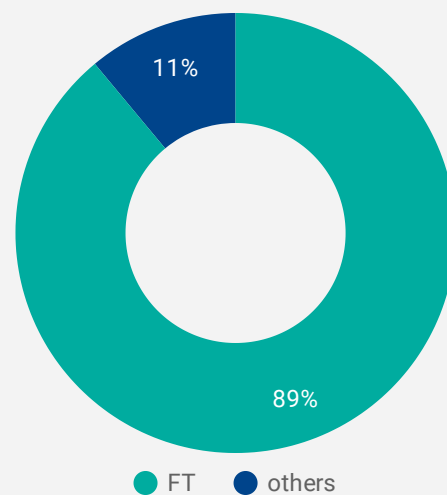
JOB POSTINGS BY SKILL TYPE

What skill type is being recruited?



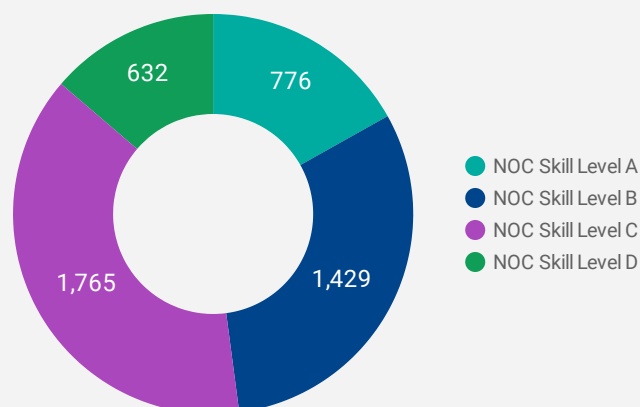
JOB TYPE

Full-time vs Part-time



JOB POSTINGS BY SKILL LEVEL

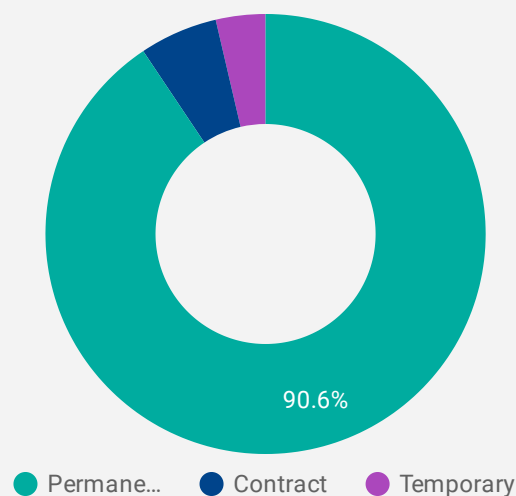
What education do occupations typically require?



Skill Level A = Usually University education | Skill Level B = Usually College education or Apprenticeship training | Skill Level C = Usually Secondary education or occupation-specific training | Skill Level D = Usually on-the-job training

JOB DURATION

Permanency of jobs posted



TOP OCCUPATIONS

What kind of jobs are in-demand?

	4 DIGIT NOC NAME	POSTINGS
1.	Retail salespersons	251
2.	Transport truck drivers	198
3.	Other customer and information services representatives	135
4.	Material handlers	119
5.	Home support workers, housekeepers and related occupations	111
6.	Cooks	109
7.	Retail and wholesale trade managers	106
8.	Delivery and courier service drivers	96
9.	Food counter attendants, kitchen helpers and related support occupations	92
10.	Nursery and greenhouse workers	86
11.	Administrative assistants	74
12.	Janitors, caretakers and building superintendents	74
13.	Store shelf stockers, clerks and order fillers	71
14.	Tool and die makers	70
15.	Other labourers in processing, manufacturing and utilities	61
16.	General farm workers	60
17.	Construction trades helpers and labourers	58
18.	Light duty cleaners	54
19.	Machinists and machining and tooling inspectors	52
20.	Labourers in food and beverage processing	48
21.	Accounting technicians and bookkeepers	46
22.	Shippers and receivers	45
23.	Food and beverage servers	42
24.	Landscaping and grounds maintenance labourers	41
25.	Registered nurses and registered psychiatric nurses	39
26.	Other financial officers	39
27.	Security guards and related security service occupations	38
28.	Metalworking and forging machine operators	37
29.	Construction millwrights and industrial mechanics	37

1 - 50 / 324 < >

TOP EMPLOYERS/AGENCIES

Who is hiring?

	COMPANY	POSTINGS
1.	Kijiji Jobs	160
2.	CareerJet	145
3.	Unemployed Help Centre of Windsor Inc. (UHC)	94
4.	Personnel by Elsie	82
5.	PROSTAFF Employment Solutions	77
6.	Home Depot of Canada Inc.	75
7.	Mastronardi Produce Limited	53
8.	Loblaw Companies Limited	50
9.	The Electromac Group	42
10.	Windsor, Corporation of the City of	30
11.	Windsor Mold Group	29
12.	Nature Fresh Farms Inc.	26
13.	Mucci Farms Ltd.	25
14.	Canadian Executive Search	19
15.	Centerline (Windsor) Limited	18
16.	Highline Mushrooms	18
17.	County of Essex	17
18.	American Income Life Insurance	17
19.	Chartwell Retirement Residences	17
20.	TJX Canada	17
21.	Agilus	17
22.	City of Windsor Employment and Training Services	17
23.	Country Village Homes Woodslee	16
24.	Victorian Order of Nurses / VON Canada	16
25.	Pure Hothouse Foods Inc	16
26.	Canadian Tire Associate Store #236	16
27.	Lowe's Canada	15

1 - 50 / 1642 < >

OCCUPATIONS BY FREQUENCY & LENGTH OF JOB POSTINGS

What jobs are hard to fill and/or in-demand?

	4 DIGIT NOC	4 DIGIT NOC NAME	SKILL LEVEL	POSTING COUNT	AVG POSTING LENGTH IN DAYS	MEDIAN POSTING LENGTH IN DAYS
1.	6421	Retail salespersons	NOC Skill Level C	251	16	15
2.	7511	Transport truck drivers	NOC Skill Level C	198	19	15
3.	6552	Other customer and information services representatives	NOC Skill Level C	135	18	15
4.	7452	Material handlers	NOC Skill Level C	119	22	15.5
5.	4412	Home support workers, housekeepers and related occupations	NOC Skill Level C	111	17	15
6.	6322	Cooks	NOC Skill Level B	109	23	15
7.	621	Retail and wholesale trade managers	NOC Skill Level A	106	14	15
8.	7514	Delivery and courier service drivers	NOC Skill Level C	96	16	15
9.	6711	Food counter attendants, kitchen helpers and related support occupations	NOC Skill Level D	92	19	15
10.	8432	Nursery and greenhouse workers	NOC Skill Level C	86	44	21
11.	1241	Administrative assistants	NOC Skill Level B	74	18	15
12.	6733	Janitors, caretakers and building superintendents	NOC Skill Level D	74	24	15
13.	6622	Store shelf stockers, clerks and order fillers	NOC Skill Level D	71	13	13
14.	7232	Tool and die makers	NOC Skill Level B	70	27	15
15.	9619	Other labourers in processing, manufacturing and utilities	NOC Skill Level D	61	21	16
16.	8431	General farm workers	NOC Skill Level C	60	21	16
17.	7611	Construction trades helpers and labourers	NOC Skill Level D	58	23	15
18.	6731	Light duty cleaners	NOC Skill Level D	54	17	15
19.	7231	Machinists and machining and tooling inspectors	NOC Skill Level B	52	19	15
20.	9617	Labourers in food and beverage processing	NOC Skill Level D	48	27	16
21.	1311	Accounting technicians and bookkeepers	NOC Skill Level B	46	20	16
22.	1521	Shippers and receivers	NOC Skill Level C	45	16	15
23.	6513	Food and beverage servers	NOC Skill Level C	42	22	15
24.	8612	Landscaping and grounds maintenance labourers	NOC Skill Level D	41	19	15
25.	3012	Registered nurses and registered psychiatric nurses	NOC Skill Level A	39	15	15
26.	1114	Other financial officers	NOC Skill Level A	39	11	11
27.	6541	Security guards and related security service occupations	NOC Skill Level C	38	17	16
28.	9416	Metalworking and forging machine operators	NOC Skill Level C	37	13	15
29.	7311	Construction millwrights and industrial mechanics	NOC Skill Level B	37	17	18
30.	7671	Construction equipment operators	NOC Skill Level D	37	22	15

MULTILINGUAL JOB POSTINGS BY THE NUMBERS

ACTIVE POSTINGS
160

NEW POSTINGS
109

COMPANIES
96

UNIQUE LANGUAGES
8

OF DAYS POSTED

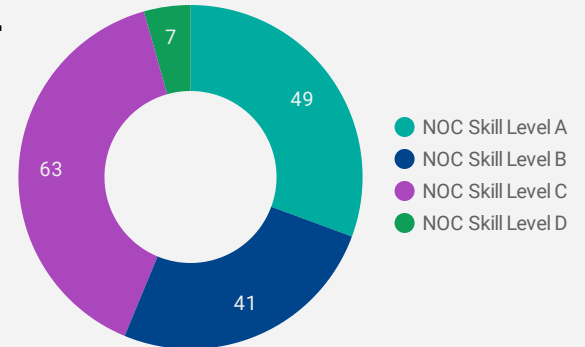
AVERAGE
20

MEDIAN
15

MULTILINGUAL JOB POSTINGS BY SKILL LEVEL

What language skills are employers looking for by occupational skill level?

- 49** Skill Level A - Management/ Professional Occupations usually requiring University
- 41** Skill Level B - Usually college education or apprenticeship training
- 63** Skill Level C - Usually secondary education or occupation-specific training
- 7** Skill Level D - Usually on-the-job training



JOB POSTINGS BY LANGUAGE SKILL

How many job postings require specific language skills?

Arabic Language Jobs
6

African Dialect Language Jobs
0

Cantonese Language Jobs
0

Chinese Language Jobs
3

French Language Jobs
107

German Language Jobs
1

Italian Language Jobs
0

Japanese Language Jobs
0

Mandarin Language Jobs
4

Portuguese Language Jobs
0

Punjabi Language Jobs
2

Spanish Language Jobs
26

Thai Language Jobs
0

Vietnamese Language Jobs
0

DEMAND FOR FRENCH BY JOB

How many job postings require French skills

4 DIGIT NOC NAME	FRENCH
1. Other customer and information services representatives	10
2. Home support workers, housekeepers and related occupations	7
3. Registered nurses and registered psychiatric nurses	7

MULTILINGUAL HIRING EMPLOYERS

Which employers are seeking multilingual candidates?

COMPANY	POSTINGS
1. Victorian Order of Nurses / VON Canada	11
2. VON Canada (Ontario)	5
3. Windsor, Corporation of the City of	5
4. Windsor Regional Hospital	4
5. Immigration, Refugees and Citizenship Canada/Immigration, R��fugi��s et Citoyennet�� Canada	4
6. CareerJet	4
7. Hinduja Global Solutions	3
8. Green Shield	3
9. Clear Com Media	3
10. Town of LaSalle	2
11. HUB International	2
12. Nature Fresh Farms Inc.	2
13. Cronos Growing Company Inc.	2
14. Commissionaires	2
15. Mastronardi Produce Limited	2
16. Menzies Automotive Group	2
17. H��tel-Dieu Grace Healthcare	2
18. Desjardins	2

MULTILINGUAL JOB DEMAND BY 4-DIGIT NOC

What occupations seek Language Skills?

4 DIGIT NOC NAME	FRENCH ...	AFRICAN	ARABIC	CANTONESE	CHINESE	GERMAN	ITALIAN	JAPANESE	MANDARIN	PORTUGUESE	PUNJABI	SPANISH	THAI	VIETNAMESE
1. Other customer and information services representatives	...	0	1	0	0	0	0	0	0	0	0	0	0	0
2. Home support workers, housekeepers and related occupations	7	0	1	0	0	0	0	0	0	0	0	0	0	0
3. Registered nurses and registered psychiatric nurses	7	0	0	0	0	0	0	0	0	0	0	0	0	0
4. Professional occupations in advertising, marketing and public relations	5	0	0	0	0	0	0	0	0	0	0	0	0	0
5. Accounting and related clerks	5	0	0	0	0	0	0	0	0	0	0	0	0	0
6. Social workers	5	0	0	0	0	0	0	0	0	0	0	0	0	0
7. Security guards and related security service occupations	4	0	0	0	0	0	0	0	0	0	0	2	0	0
8. Retail salespersons	4	0	0	0	0	0	0	0	0	0	0	0	0	0
9. Medical administrative assistants	4	0	0	0	0	0	0	0	0	0	0	0	0	0
10. General office support workers	3	0	1	0	0	0	0	0	0	0	0	0	0	0
11. User support technicians	3	0	0	0	0	0	0	0	0	0	0	1	0	0
12. Human resources professionals	2	0	0	0	0	0	0	0	0	0	0	2	0	0
13. Delivery and courier service drivers	2	0	0	0	0	0	0	0	0	0	0	0	0	0
14. Human resources and recruitment officers	2	0	0	0	0	0	0	0	0	0	0	0	0	0
15. Court officers and justices of the peace	2	0	0	0	0	0	0	0	0	0	0	0	0	0
16. Administrative assistants	2	0	0	0	0	0	0	0	0	0	0	1	0	0
17. Insurance agents and brokers	2	0	0	0	0	0	0	0	0	0	0	0	0	0
18. Early childhood educators and assistants	2	0	0	0	0	0	0	0	0	0	0	0	0	0
19. Specialist physicians	2	0	0	0	0	0	0	0	0	0	0	0	0	0
20. Computer and information systems managers	2	0	0	0	0	0	0	0	0	0	0	0	0	0
21. Managers in health care	2	0	0	0	0	0	0	0	0	0	0	0	0	0
22. Licensed practical nurses	2	0	0	0	0	0	0	0	0	0	0	0	0	0
23. Family, marriage and other related counsellors	1	0	0	0	0	0	0	0	0	0	0	0	0	0
24. Psychologists	1	0	0	0	0	0	0	0	0	0	0	0	0	0
25. Elementary school and kindergarten teachers	1	0	0	0	0	0	0	0	0	0	0	0	0	0

JOB POSTINGS BY 2-DIGIT NATIONAL OCCUPATION CLASSIFICATION

What jobs are hard to fill and/or in-demand?

	2 DIGIT NOC	3 DIGIT NOC NAME	SKILL LEVEL	POSTING COUNT ▾	AVG POSTING LENGTH IN DAYS	MEDIAN POSTING LENGTH IN DAYS
1.	75	Motor vehicle and transit drivers	NOC Skill Level C	303	19	15
2.	64	Retail salespersons	NOC Skill Level C	251	16	15
3.	72	Machining, metal forming, shaping and erecting trades	NOC Skill Level B	164	23	15
4.	44	Home care providers and educational support occupations	NOC Skill Level C	152	19	15
5.	84	Agriculture and horticulture workers	NOC Skill Level C	146	36	16
6.	67	Cleaners	NOC Skill Level D	146	21	15
7.	65	Customer and information services representatives	NOC Skill Level C	136	18	15.5
8.	96	Labourers in processing, manufacturing and utilities	NOC Skill Level D	121	25	16
9.	74	Longshore workers and material handlers	NOC Skill Level C	119	22	15.5
10.	63	Chefs and cooks	NOC Skill Level B	118	22	15
11.	12	Office administrative assistants - general, legal and medical	NOC Skill Level B	107	19	15
12.	06	Retail and wholesale trade managers	NOC Skill Level A	106	14	15
13.	15	Supply chain logistics, tracking and scheduling co-ordination occupations	NOC Skill Level C	99	17	15
14.	66	Other sales support and related occupations	NOC Skill Level D	96	14	15
15.	01	Senior managers - construction, transportation, production and utilities	NOC Skill Level A	95	19	15
16.	67	Food counter attendants, kitchen helpers and related support occupations	NOC Skill Level D	92	19	15
17.	76	Trades helpers and labourers	NOC Skill Level D	81	21	15
18.	12	Administrative and regulatory occupations	NOC Skill Level B	77	17	15.5
19.	11	Auditors, accountants and investment professionals	NOC Skill Level A	72	20	15
20.	22	Technical occupations in civil, mechanical and industrial engineering	NOC Skill Level B	68	18	15
21.	94	Machine operators and related workers in mineral and metal products processing and manufacturing	NOC Skill Level C	67	14	15
22.	73	Machinery and transportation equipment mechanics (except motor vehicles)	NOC Skill Level B	65	21	16
23.	11	Human resources and business service professionals	NOC Skill Level A	61	15	15
24.	14	General office workers	NOC Skill Level C	61	18	15.5
25.	65	Occupations in food and beverage service	NOC Skill Level C	60	24	15
26.	14	Financial, insurance and related administrative support workers	NOC Skill Level C	59	16	15
27.	13	Finance, insurance and related business administrative occupations	NOC Skill Level B	56	20	16

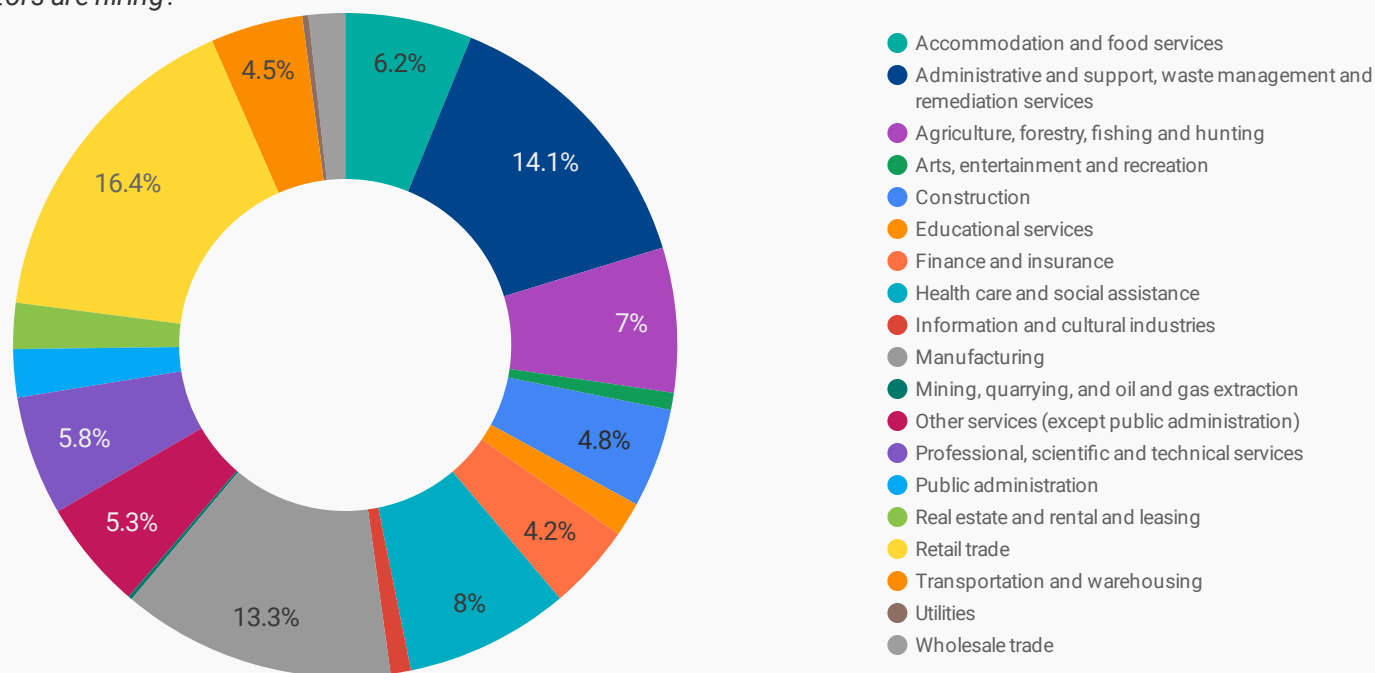
JOB POSTINGS BY 3-DIGIT NATIONAL OCCUPATION CLASSIFICATION

What jobs are hard to fill and/or in-demand?

	3 DIGIT NOC	3 DIGIT NOC NAME	SKILL LEVEL	POSTING COUNT	AVG POSTING LENGTH IN DAYS	MEDIAN POSTING LENGTH IN DAYS
1.	751	Motor vehicle and transit drivers	NOC Skill Level C	303	19	15
2.	642	Retail salespersons	NOC Skill Level C	251	16	15
3.	723	Machining, metal forming, shaping and erecting trades	NOC Skill Level B	164	23	15
4.	441	Home care providers and educational support occupations	NOC Skill Level C	152	19	15
5.	673	Cleaners	NOC Skill Level D	146	21	15
6.	843	Agriculture and horticulture workers	NOC Skill Level C	146	36	16
7.	655	Customer and information services representatives	NOC Skill Level C	136	18	15.5
8.	961	Labourers in processing, manufacturing and utilities	NOC Skill Level D	121	25	16
9.	745	Longshore workers and material handlers	NOC Skill Level C	119	22	15.5
10.	632	Chefs and cooks	NOC Skill Level B	118	22	15
11.	124	Office administrative assistants - general, legal and medical	NOC Skill Level B	107	19	15
12.	062	Retail and wholesale trade managers	NOC Skill Level A	106	14	15
13.	152	Supply chain logistics, tracking and scheduling co-ordination occupations	NOC Skill Level C	99	17	15
14.	662	Other sales support and related occupations	NOC Skill Level D	96	14	15
15.	671	Food counter attendants, kitchen helpers and related support occupations	NOC Skill Level D	92	19	15
16.	761	Trades helpers and labourers	NOC Skill Level D	81	21	15
17.	122	Administrative and regulatory occupations	NOC Skill Level B	77	17	15.5
18.	111	Auditors, accountants and investment professionals	NOC Skill Level A	72	20	15
19.	223	Technical occupations in civil, mechanical and industrial engineering	NOC Skill Level B	68	18	15
20.	941	Machine operators and related workers in mineral and metal products processing and manufacturing	NOC Skill Level C	67	14	15
21.	731	Machinery and transportation equipment mechanics (except motor vehicles)	NOC Skill Level B	65	21	16
22.	141	General office workers	NOC Skill Level C	61	18	15.5
23.	112	Human resources and business service professionals	NOC Skill Level A	61	15	15
24.	651	Occupations in food and beverage service	NOC Skill Level C	60	24	15
25.	143	Financial, insurance and related administrative support workers	NOC Skill Level C	59	16	15
26.	131	Finance, insurance and related business administrative occupations	NOC Skill Level B	56	20	16
27.	213	Civil, mechanical, electrical and chemical engineers	NOC Skill Level A	55	23	16
28.	011	Senior managers - construction, transportation, production and	NOC Skill Level A	54	19	15.5

TOP HIRING SECTORS (2 DIGIT NAICS CODE)

What sectors are hiring?



TOP HIRING SECTORS (2 DIGIT NAICS CODE)		NAICS CODE	POSTING COUNT	AVG POSTING DAYS	MEDIAN POSTING LENGTH IN DAYS
1.	Retail trade	44-45	640	14.5	15
2.	Administrative and support, waste management and remediation services	56	635	28.0	16
3.	Manufacturing	31-33	552	17.5	15
4.	Agriculture, forestry, fishing and hunting	11	332	23.8	15
5.	Health care and social assistance	62	318	17.1	15
6.	Professional, scientific and technical services	54	243	17.8	15
7.	Accommodation and food services	72	241	22.0	15
8.	Other services (except public administration)	81	228	22.8	15
9.	Transportation and warehousing	48-49	196	18.3	15
10.	Construction	23	184	18.1	15
11.	Finance and insurance	52	164	16.5	15
12.	Public administration	91	117	15.2	15
13.	Real estate and rental and leasing	53	98	19.3	15
14.	Wholesale trade	41	85	23.4	15
15.	Educational services	61	69	15.7	15
16.	Information and cultural industries	51	41	17.1	15
17.	Arts, entertainment and recreation	71	34	15.7	15
18.	Utilities	22	10	18.0	18
19.	Mining, quarrying, and oil and gas extraction	21	8	15.8	15

NOTE: NAICS code 56 includes Employment Agencies. Manufacturing includes codes 31-33, Retail Trade includes codes 44-45 and Transportation and Warehousing includes codes 48-49.

TOP HIRING SECTORS (3 DIGIT NAICS CODE)

What sectors are hiring?

	NAICS CODE	TOP HIRING SECTORS (3 DIGIT NAICS)	POSTING COUNT ▾	AVERAGE POSTING LENGTH IN DAYS	MEDIAN POSTING LENGTH IN DAYS
1.	561	Administrative and support services	625	28.1	16
2.	111	Crop production	315	24.2	15
3.	541	Professional, scientific and technical services	243	17.8	15
4.	722	Food services and drinking places	220	23.0	15
5.	444	Building material and garden equipment and supplies dealers	153	13.2	15
6.	333	Machinery manufacturing	145	17.5	15
7.	484	Truck transportation	129	17.9	15
8.	336	Transportation equipment manufacturing	123	16.4	16
9.	621	Ambulatory health care services	114	20.8	15
1...	813	Religious, grant-making, civic, and professional and similar organizations	113	27.6	15
1...	445	Food and beverage stores	108	13.2	15
1...	623	Nursing and residential care facilities	107	14.1	15
1...	238	Specialty trade contractors	105	16.6	15
1...	453	Miscellaneous store retailers	104	14.1	15
1...	332	Fabricated metal product manufacturing	102	18.5	15
1...	913	Local, municipal and regional public administration	99	14.5	15
1...	522	Credit intermediation and related activities	81	16.0	15
1...	624	Social assistance	78	16.2	15
1...	531	Real estate	73	17.0	15
2...	611	Educational services	69	15.7	15
2...	236	Construction of buildings	66	15.7	15
2...	812	Personal and laundry services	65	19.1	15
2...	448	Clothing and clothing accessories stores	58	17.4	15
2...	446	Health and personal care stores	56	15.0	15
2...	524	Insurance carriers and related activities	54	14.8	15
2...	811	Repair and maintenance	50	18.1	16
2...	442	Furniture and home furnishings stores	45	16.3	15
2...	441	Motor vehicle and parts dealers	41	16.3	15
2...	492	Couriers and messengers	40	16.4	16
3	713	Amusement, gambling and recreation industries	33	16.1	15

TOP HIRING SECTORS (4 DIGIT NAICS CODE)

What sectors are hiring?

	NAICS CODE	TOP HIRING SECTORS (4 DIGIT NAICS)	POSTING COUNT ▾	AVERAGE POSTING LENGTH IN DAYS	MEDIAN POSTING DAYS IN LENGTH
1.	5613	Employment services	443	32.5	16
2.	1119	Other crop farming	248	22.5	15
3.	7225	Full-service restaurants and limited-service eating places	191	24.1	15
4.	4441	Building material and supplies dealers	146	13.1	15
5.	4841	General freight trucking	117	18.0	15
6.	5617	Services to buildings and dwellings	107	17.4	15
7.	8134	Civic and social organizations	103	28.1	15
8.	4451	Grocery stores	99	12.8	15
9.	9139	Other local, municipal and regional public administration	98	14.5	15
10.	3335	Metalworking machinery manufacturing	96	17.6	15
11.	5413	Architectural, engineering and related services	86	19.2	15
12.	6231	Nursing care facilities	81	12.8	15
13.	4539	Other miscellaneous store retailers	76	15.9	15
14.	3363	Motor vehicle parts manufacturing	70	16.8	16
15.	5221	Depository credit intermediation	69	16.1	15
16.	1114	Greenhouse, nursery and floriculture production	59	30.6	18.5
17.	6241	Individual and family services	58	15.9	15
18.	4461	Health and personal care stores	56	15.0	15
19.	3361	Motor vehicle manufacturing	51	15.8	15
20.	5416	Management, scientific and technical consulting services	50	18.8	15
21.	4481	Clothing stores	50	17.3	15
22.	3322	Cutlery and hand tool manufacturing	49	17.2	15
23.	5242	Agencies, brokerages and other insurance related activities	48	15.0	15
24.	8111	Automotive repair and maintenance	41	17.9	16
25.	2361	Residential building construction	37	16.3	15
26.	6214	Out-patient care centres	37	30.5	16
27.	2383	Building finishing contractors	36	16.3	15
28.	2382	Building equipment contractors	35	16.6	15
29.	5419	Other professional, scientific and technical services	35	15.2	15
30.	4471	Furniture stores	34	16.5	15

TOP HIRING SECTORS (5 DIGIT NAICS CODE)

What sectors are hiring?

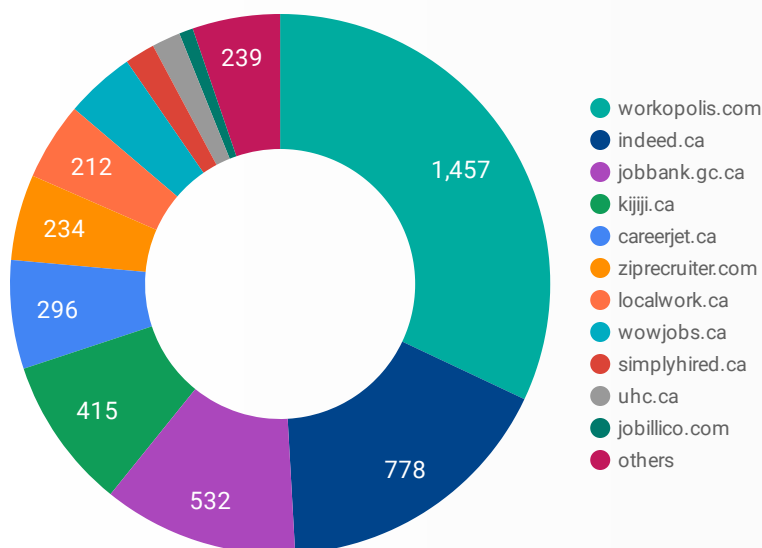
	NAICS CODE	TOP HIRING SECTORS (5 DIGIT NAICS)	POSTING COUNT ▾	AVERAGE POSTING LENGTH IN DAYS	MEDIAN POSTING LENGTH IN DAYS
1.	56131	Employment placement agencies and executive search services	443	32.5	16
2.	11199	All other crop farming	248	22.5	15
3.	72251	Full-service restaurants and limited-service eating places	191	24.1	15
4.	44413	Hardware stores	139	12.9	15
5.	48412	General freight trucking, long distance	110	18.1	15
6.	81341	Civic and social organizations	103	28.1	15
7.	91391	Other local, municipal and regional public administration	98	14.5	15
8.	33351	Metalworking machinery manufacturing	96	17.6	15
9.	44511	Supermarkets and other grocery (except convenience) stores	96	12.4	15
10.	62311	Nursing care facilities	81	12.8	15
11.	54133	Engineering services	69	19.4	15
12.	45399	All other miscellaneous store retailers	65	15.9	15
13.	33637	Motor vehicle metal stamping	56	16.3	16
14.	56173	Landscaping services	53	17.1	15
15.	33221	Cutlery and hand tool manufacturing	49	17.2	15
16.	52211	Banking	49	16.1	15
17.	33611	Automobile and light-duty motor vehicle manufacturing	48	15.9	15
18.	62419	Other individual and family services	45	15.7	15
19.	23611	Residential building construction	37	16.3	15
20.	52421	Insurance agencies and brokerages	37	15.2	16
21.	11142	Nursery and floriculture production	37	37.4	21
22.	62149	Other out-patient care centres	37	30.5	16
23.	33299	All other fabricated metal product manufacturing	34	19.8	15
24.	44211	Furniture stores	34	16.5	15
25.	44611	Pharmacies and drug stores	33	14.1	15
26.	41113	Nursery stock and plant merchant wholesalers	32	30.9	16
27.	53121	Offices of real estate agents and brokers	31	17.8	16
28.	44314	Electronics and appliance stores	31	13.5	15
29.	53131	Real estate property managers	28	15.8	15
30.	62121	Offices of dentists	28	16.6	15

TOP HIRING SECTORS (6 DIGIT NAICS CODE)

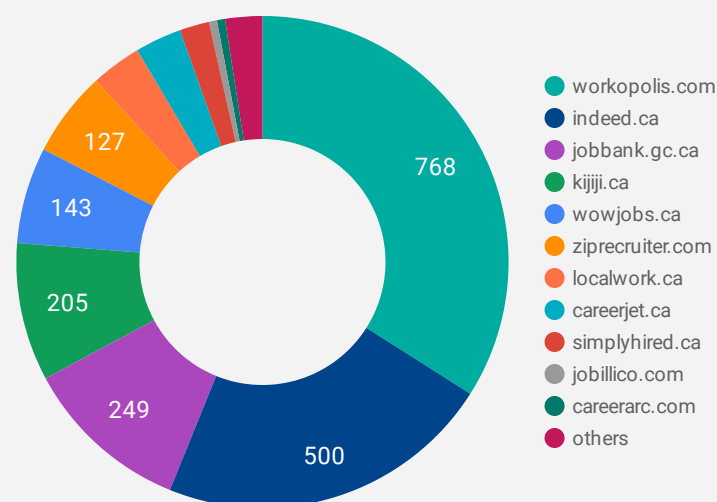
What sectors are hiring?

	NAICS CODE	TOP HIRING SECTORS (6 DIGIT NAICS)	POSTING COUNT ▼	AVG POSTING LENGTH IN DAYS	MEDIAN POSTING LENGTH IN DAYS
1.	561310	Employment placement agencies and executive search services	443	32.5	16
2.	111993	Fruit and vegetable combination farming	176	21.2	15
3.	444130	Hardware stores	139	12.9	15
4.	813410	Civic and social organizations	103	28.1	15
5.	722512	Limited-service eating places	99	24.3	15
6.	913910	Other local, municipal and regional public administration	98	14.5	15
7.	445110	Supermarkets and other grocery (except convenience) stores	96	12.4	15
8.	484122	General freight trucking, long distance, less than truck-load	95	18.6	15
9.	722511	Full-service restaurants	92	23.9	15
10.	333511	Industrial mould manufacturing	88	17.6	16
11.	623110	Nursing care facilities	81	12.8	15
12.	111999	All other miscellaneous crop farming	72	25.6	16
13.	541330	Engineering services	69	19.4	15
14.	453999	All other miscellaneous store retailers (except beer and wine-making supplies stores)	65	15.9	15
15.	336370	Motor vehicle metal stamping	56	16.3	16
16.	561730	Landscaping services	53	17.1	15
17.	522111	Personal and commercial banking industry	49	16.1	15
18.	332210	Cutlery and hand tool manufacturing	49	17.2	15
19.	336110	Automobile and light-duty motor vehicle manufacturing	48	15.9	15
20.	624190	Other individual and family services	45	15.7	15
21.	524210	Insurance agencies and brokerages	37	15.2	16
22.	236110	Residential building construction	37	16.3	15
23.	621494	Community health centres	36	31.0	16
24.	111421	Nursery and tree production	36	37.4	21
25.	332999	All other miscellaneous fabricated metal product manufacturing	34	19.8	15
26.	442110	Furniture stores	34	16.5	15
27.	446110	Pharmacies and drug stores	33	14.1	15
28.	411130	Nursery stock and plant merchant wholesalers	32	30.9	16
29.	443143	Appliance, television and other electronics stores	31	13.5	15

JOB POSTINGS BY JOB BOARD

What share of unique job postings appear on each job board?


COMPANIES BY JOB BOARD

What share of unique job postings appear on each job board?


JOB POSTING DETAILS BY JOB BOARD

How does job posting activity differ by job board?

	JOB BOARD	POSTING COUNT ▼	AVG POSTING LENGTH IN DAYS	MEDIAN POSTING LENGTH IN DAYS	# OF COMPANIES
1.	workopolis.com	1,457	15	15	768
2.	indeed.ca	778	21	21	500
3.	jobbank.gc.ca	532	30	16	249
4.	kijiji.ca	415	15	15	205
5.	careerjet.ca	296	13	6	69
6.	ziprecruiter.com	234	16	16	127
7.	localwork.ca	212	6	3	75
8.	wowjobs.ca	190	16	16	143
9.	simplyhired.ca	82	16	16	44
10.	uhc.ca	78	101	126	1
11.	jobillico.com	38	18	7	12
12.	careerarc.com	34	54	31.5	12
13.	citywindsor.ca	22	154	153.5	2
14.	#VALUE!	20			2
15.	canadianexecutivesearch.com	19	31	25	1
16.	careerbuilder.ca	19	21	22	9
17.	en.agilus.ca	15	15	14.5	1