

JOB DEMAND REPORT

FEBRUARY 2021

Job posting data collected by Workforce WindsorEssex from job boards and employer websites who recruit candidates in Windsor-Essex.

HIGHLIGHTS

JOB POSTINGS BY THE NUMBERS

| TOTAL POSTINGS | NEW THIS MONTH | COMPANIES | JOB BOARDS |
|----------------|----------------|-----------|------------|
| 3,225 | 1,918 | 1,258 | 36 |

OF DAYS POSTED

| AVERAGE | MEDIAN |
|---------|--------|
| 18 | 15 |

REPORT BUILDER

The default filter selection below will show all job demand data for the month. You can use the filters to create a customized report for the purpose of understanding a subset of the data.

OCCUPATION FILTERS

SPECIFIC JOB TAGS ▾

JOB TYPE ▾

JOB DURATION ▾

ADDITIONAL LANGUAGE ▾

SKILL LEVEL ▾

SKILL TYPE NAME / 1-DIGIT NOC ▾

MAJOR GROUP / 2-DIGIT NOC ▾

MINOR GROUP / 3-DIGIT NOC ▾

UNIT GROUP / 4-DIGIT NOC ▾

INDUSTRY/SECTOR FILTERS

HIRING SECTOR BY 2-DIGIT NAICS CODE ▾

HIRING SECTOR BY 3-DIGIT NAICS CODE ▾

HIRING SECTOR BY 4-DIGIT NAICS CODE ▾

HIRING SECTOR BY 5-DIGIT NAICS CODE ▾

HIRING SECTOR BY 6-DIGIT NAICS CODE ▾

OTHER FILTERS

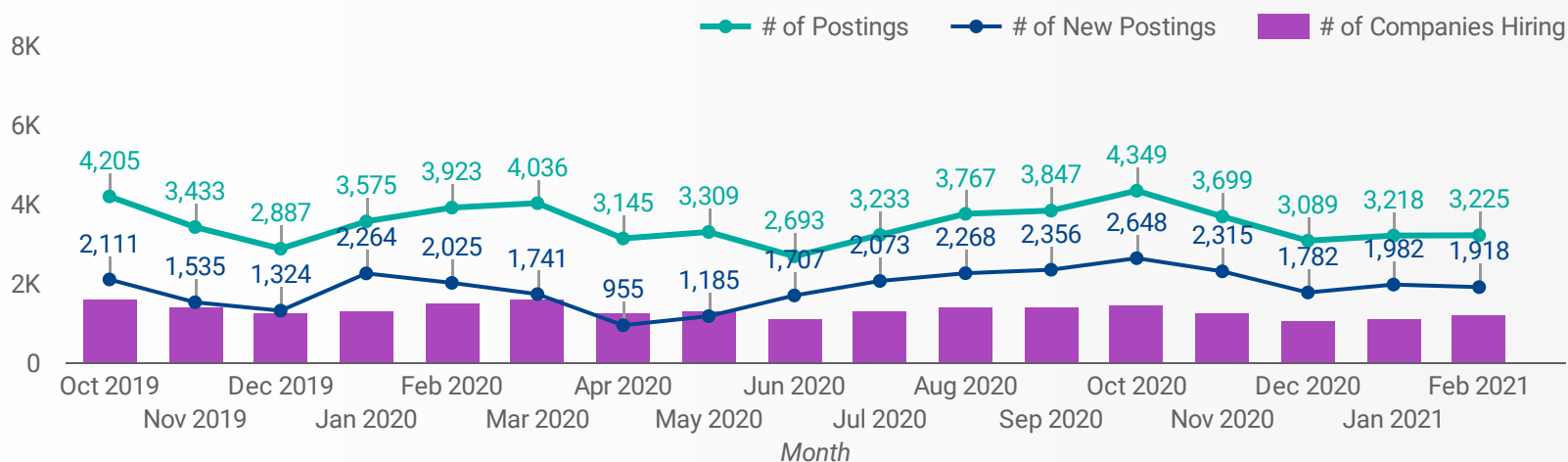
MUNICIPALITY ▾

JOB BOARD ▾

NOC = National Occupation Classification | NAICS = North American Industry Classification System

JOB POSTINGS BY MONTH FOR WINDSOR-ESSEX

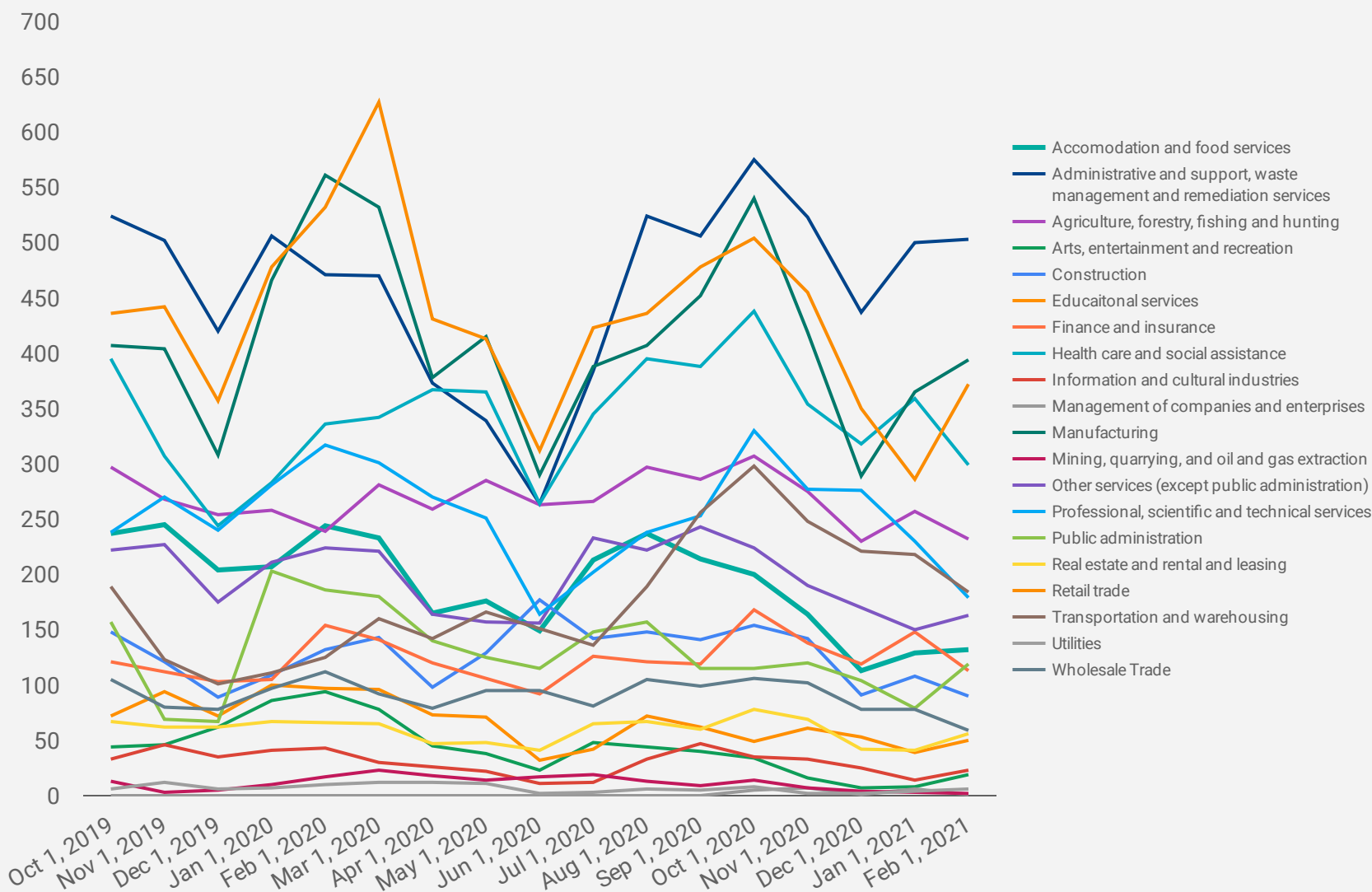
How many job postings were active for at least 1 day this month?



NOTE: This graph cannot be filtered using the controls on the cover page

JOB POSTINGS BY SECTOR BY MONTH FOR WINDSOR-ESSEX

How many job postings were active for at least 1 day this month?



NOTE: This graph cannot be filtered using the controls on the cover page

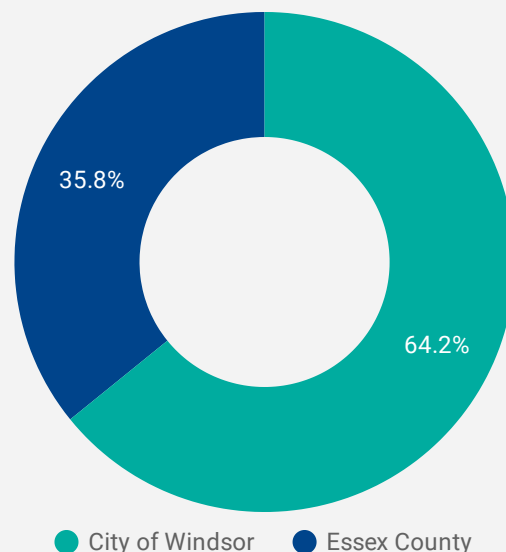
JOB POSTINGS BY MUNICIPALITY

Where are job opportunities being offered?

| | MUNICIPALITY | POSTING COUNT | AVG POSTING LENGTH IN DAYS | MEDIAN POSTING LENGTH IN DAYS |
|----|----------------------------|---------------|----------------------------|-------------------------------|
| 1. | City of Windsor | 2,050 | 17 | 15 |
| 2. | Municipality of Leamington | 297 | 20 | 17.5 |
| 3. | Town of Kingsville | 245 | 19 | 16 |
| 4. | Town of Tecumseh | 209 | 18 | 16 |
| 5. | Town of Essex | 146 | 19 | 16 |
| 6. | Town of Lakeshore | 113 | 24 | 17 |
| 7. | Town of Amherstburg | 82 | 15 | 15 |
| 8. | Town of LaSalle | 53 | 13 | 15 |

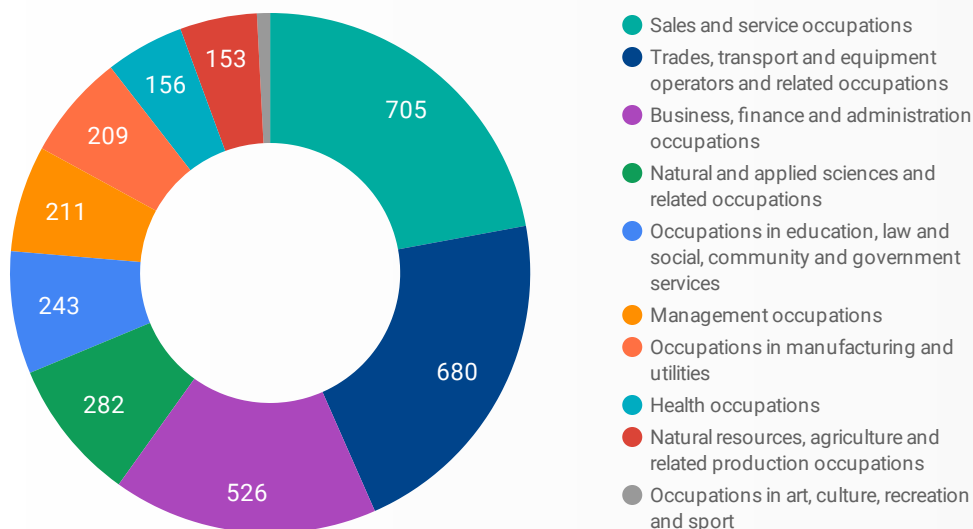
URBAN & RURAL DEMAND

Job Postings by Location



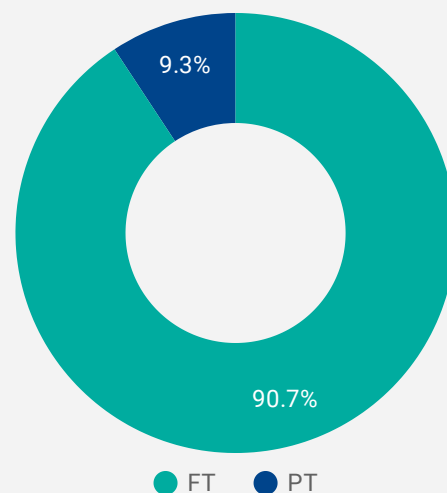
JOB POSTINGS BY SKILL TYPE

What skill type is being recruited?



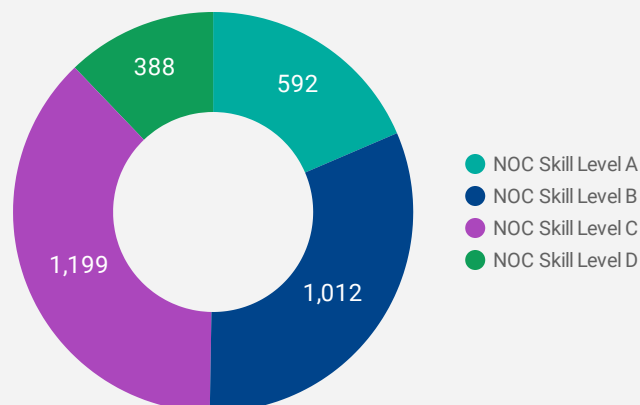
JOB TYPE

Full-time vs Part-time



JOB POSTINGS BY SKILL LEVEL

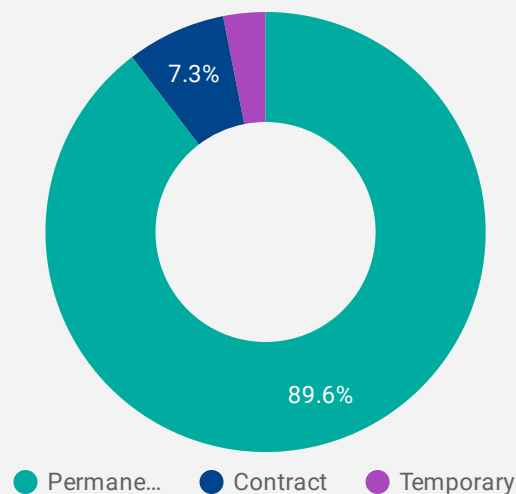
What education do occupations typically require?



Skill Level A = Usually University education | Skill Level B = Usually College education or Apprenticeship training | Skill Level C = Usually Secondary education or occupation-specific training | Skill Level D = Usually on-the-job training

JOB DURATION

Permanency of jobs posted



TOP OCCUPATIONS

What kind of jobs are in-demand?

| | 4 DIGIT NOC NAME | POSTINGS |
|-----|--|----------|
| 1. | Retail salespersons | 155 |
| 2. | Transport truck drivers | 142 |
| 3. | Home support workers, housekeepers and related occupations | 113 |
| 4. | Material handlers | 100 |
| 5. | Nursery and greenhouse workers | 73 |
| 6. | Delivery and courier service drivers | 68 |
| 7. | Other customer and information services representatives | 64 |
| 8. | Janitors, caretakers and building superintendents | 56 |
| 9. | Cooks | 55 |
| 10. | Store shelf stockers, clerks and order fillers | 51 |
| 11. | Administrative assistants | 50 |
| 12. | Retail and wholesale trade managers | 47 |
| 13. | Other labourers in processing, manufacturing and utilities | 44 |
| 14. | Food counter attendants, kitchen helpers and related support occupations | 44 |
| 15. | Tool and die makers | 38 |
| 16. | Accounting technicians and bookkeepers | 38 |
| 17. | Cashiers | 35 |
| 18. | Other financial officers | 32 |
| 19. | Shippers and receivers | 31 |
| 20. | Labourers in food and beverage processing | 30 |
| 21. | Light duty cleaners | 30 |
| 22. | Professional occupations in advertising, marketing and public relations | 29 |
| 23. | Construction trades helpers and labourers | 29 |
| 24. | Registered nurses and registered psychiatric nurses | 28 |
| 25. | Landscape and horticulture technicians and specialists | 28 |
| 26. | General farm workers | 28 |
| 27. | Machinists and machining and tooling inspectors | 28 |
| 28. | Licensed practical nurses | 28 |
| 29. | Security guards and related security service occupations | 27 |

1 - 50 / 288



TOP EMPLOYERS/AGENCIES

Who is hiring?

| | COMPANY | POSTINGS |
|-----|--|----------|
| 1. | Kijiji Jobs | 101 |
| 2. | Unemployed Help Centre of Windsor Inc. (UHC) | 76 |
| 3. | Personnel by Elsie | 68 |
| 4. | PROSTAFF Employment Solutions | 62 |
| 5. | CareerJet | 35 |
| 6. | Home Depot of Canada Inc. | 35 |
| 7. | Mastronardi Produce Limited | 33 |
| 8. | The Electromac Group | 33 |
| 9. | Loblaw Companies Limited | 29 |
| 10. | Lowe's | 25 |
| 11. | Highline Mushrooms | 24 |
| 12. | Canadian Executive Search | 23 |
| 13. | Windsor Mold Group | 22 |
| 14. | UPS Canada | 21 |
| 15. | Town of Tecumseh | 20 |
| 16. | Windsor, Corporation of the City of | 20 |
| 17. | County of Essex | 19 |
| 18. | Chartwell Retirement Residences | 18 |
| 19. | Mucci Farms Ltd. | 18 |
| 20. | Windsor Regional Hospital | 17 |
| 21. | Loblaw Companies | 17 |
| 22. | Doordash | 15 |
| 23. | Goudreau Personnel by Swinton Ltd. | 14 |
| 24. | Town of Amherstburg | 14 |
| 25. | Town of Lakeshore | 14 |
| 26. | SE Health | 14 |
| 27. | CarePartners | 14 |
| 28. | NFP Corp | 14 |
| 29. | Seasons Retirement | 13 |

1 - 50 / 1268



OCCUPATIONS BY FREQUENCY & LENGTH OF JOB POSTINGS

What jobs are hard to fill and/or in-demand?

| | 4 DIGIT NOC | 4 DIGIT NOC NAME | SKILL LEVEL | POSTING COUNT ▾ | AVG POSTING LENGTH IN DAYS | MEDIAN POSTING LENGTH IN DAYS |
|-----|-------------|--|-------------------|-----------------|----------------------------|-------------------------------|
| 1. | 6421 | Retail salespersons | NOC Skill Level C | 155 | 15 | 15 |
| 2. | 7511 | Transport truck drivers | NOC Skill Level C | 142 | 17 | 15 |
| 3. | 4412 | Home support workers, housekeepers and related occupations | NOC Skill Level C | 113 | 14 | 15 |
| 4. | 7452 | Material handlers | NOC Skill Level C | 100 | 19 | 15 |
| 5. | 8432 | Nursery and greenhouse workers | NOC Skill Level C | 73 | 28 | 24 |
| 6. | 7514 | Delivery and courier service drivers | NOC Skill Level C | 68 | 16 | 15 |
| 7. | 6552 | Other customer and information services representatives | NOC Skill Level C | 64 | 16 | 16 |
| 8. | 6733 | Janitors, caretakers and building superintendents | NOC Skill Level D | 56 | 18 | 15.5 |
| 9. | 6322 | Cooks | NOC Skill Level B | 55 | 19 | 15 |
| 10. | 6622 | Store shelf stockers, clerks and order fillers | NOC Skill Level D | 51 | 13 | 13 |
| 11. | 1241 | Administrative assistants | NOC Skill Level B | 50 | 22 | 15 |
| 12. | 621 | Retail and wholesale trade managers | NOC Skill Level A | 47 | 15 | 15 |
| 13. | 9619 | Other labourers in processing, manufacturing and utilities | NOC Skill Level D | 44 | 18 | 15.5 |
| 14. | 6711 | Food counter attendants, kitchen helpers and related support occupations | NOC Skill Level D | 44 | 19 | 15 |
| 15. | 7232 | Tool and die makers | NOC Skill Level B | 38 | 20 | 15 |
| 16. | 1311 | Accounting technicians and bookkeepers | NOC Skill Level B | 38 | 15 | 15 |
| 17. | 6611 | Cashiers | NOC Skill Level D | 35 | 13 | 15 |
| 18. | 1114 | Other financial officers | NOC Skill Level A | 32 | 14 | 15 |
| 19. | 1521 | Shippers and receivers | NOC Skill Level C | 31 | 15 | 15 |
| 20. | 9617 | Labourers in food and beverage processing | NOC Skill Level D | 30 | 17 | 16 |
| 21. | 6731 | Light duty cleaners | NOC Skill Level D | 30 | 18 | 15.5 |
| 22. | 1123 | Professional occupations in advertising, marketing and public relations | NOC Skill Level A | 29 | 16 | 15.5 |
| 23. | 7611 | Construction trades helpers and labourers | NOC Skill Level D | 29 | 18 | 15 |
| 24. | 3012 | Registered nurses and registered psychiatric nurses | NOC Skill Level A | 28 | 18 | 16 |
| 25. | 2225 | Landscape and horticulture technicians and specialists | NOC Skill Level B | 28 | 17 | 15 |
| 26. | 8431 | General farm workers | NOC Skill Level C | 28 | 37 | 22 |
| 27. | 7231 | Machinists and machining and tooling inspectors | NOC Skill Level B | 28 | 21 | 15 |
| 28. | 3233 | Licensed practical nurses | NOC Skill Level B | 28 | 15 | 16 |
| 29. | 6541 | Security guards and related security service occupations | NOC Skill Level C | 27 | 16 | 15 |

MULTILINGUAL JOB POSTINGS BY THE NUMBERS

ACTIVE POSTINGS
111

NEW POSTINGS
58

COMPANIES
73

UNIQUE LANGUAGES
5

OF DAYS POSTED

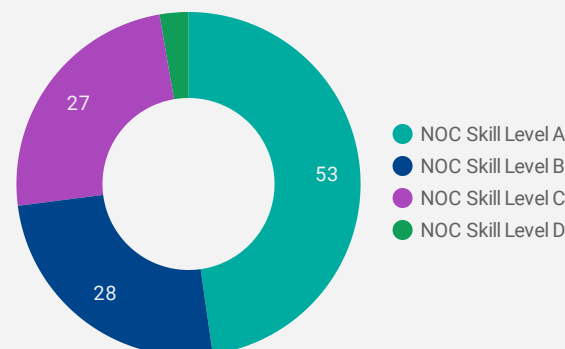
AVERAGE
17

MEDIAN
16

MULTILINGUAL JOB POSTINGS BY SKILL LEVEL

What language skills are employers looking for by occupational skill level?

- 53** Skill Level A - Management/ Professional Occupations usually requiring University
- 28** Skill Level B - Usually college education or apprenticeship training
- 27** Skill Level C - Usually secondary education or occupation-specific training
- 3** Skill Level D - Usually on-the-job training



JOB POSTINGS BY LANGUAGE SKILL

How many job postings require specific language skills?

Arabic Language Jobs
10

African Dialect Language Jobs
0

Cantonese Language Jobs
0

Chinese Language Jobs
0

French Language Jobs
80

German Language Jobs
3

Italian Language Jobs
0

Japanese Language Jobs
0

Mandarin Language Jobs
1

Portuguese Language Jobs
0

Punjabi Language Jobs
0

Spanish Language Jobs
17

Thai Language Jobs
0

Vietnamese Language Jobs
0

DEMAND FOR FRENCH BY JOB

How many job postings require French skills

| 4 DIGIT NOC NAME | FRENCH |
|--|--------|
| 1. Registered nurses and registered psychiatric nurses | 8 |
| 2. Psychologists | 5 |
| 3. Other customer and information services representatives | 4 |
| 4. Financial auditors and accountants | 3 |

MULTILINGUAL HIRING EMPLOYERS

Which employers are seeking multilingual candidates?

| COMPANY | POSTINGS |
|--|----------|
| 1. Victorian Order of Nurses / VON Canada | 9 |
| 2. Windsor Regional Hospital | 7 |
| 3. Erie St. Clair LHIN | 4 |
| 4. H tel-Dieu Grace Healthcare | 4 |
| 5. Coll ge Bor al Windsor Access Centre Ouellette Avenue | 4 |
| 6. VON Canada (Ontario) | 3 |
| 7. Green Shield | 2 |
| 8. Property Hunters Inc. | 2 |
| 9. University of Windsor | 2 |
| 10. Family Services Windsor-Essex | 2 |
| 11. Nature Fresh Farms Inc. | 2 |
| 12. Family Respite Services Windsor-Essex | 2 |
| 13. Immigration, Refugees and Citizenship Canada/Immigration, R fugi s et Citoyennet  Canada | 2 |
| 14. Mopar | 2 |
| 15. Hiatus House | 2 |
| 16. ProPharma Group | 2 |
| 17. Desjardins | 2 |
| 18. Mastronardi Produce Limited | 2 |

MULTILINGUAL JOB DEMAND BY 4-DIGIT NOC

What occupations seek Language Skills?

| 4 DIGIT NOC NAME | FRENCH ... | AFRICAN | ARABIC | CANTONESE | CHINESE | GERMAN | ITALIAN | JAPANESE | MANDARIN | PORTUGUESE | PUNJABI | SPANISH | THAI | VIETNAMESE |
|---|------------|---------|--------|-----------|---------|--------|---------|----------|----------|------------|---------|---------|------|------------|
| 1. Registered nurses and registered psychiatric nurses | 8 | 0 | 0 | 0 | 0 | 0 | 0 | 0 | 0 | 0 | 0 | 0 | 0 | 0 |
| 2. Psychologists | 5 | 0 | 0 | 0 | 0 | 0 | 0 | 0 | 0 | 0 | 0 | 0 | 0 | 0 |
| 3. Other customer and information services representatives | 4 | 0 | 1 | 0 | 0 | 0 | 0 | 0 | 0 | 0 | 0 | 0 | 0 | 0 |
| 4. Financial auditors and accountants | 3 | 0 | 0 | 0 | 0 | 0 | 0 | 0 | 0 | 0 | 0 | 0 | 0 | 0 |
| 5. Retail salespersons | 3 | 0 | 0 | 0 | 0 | 0 | 0 | 0 | 0 | 0 | 0 | 0 | 0 | 0 |
| 6. Medical administrative assistants | 3 | 0 | 2 | 0 | 0 | 0 | 0 | 0 | 0 | 0 | 0 | 0 | 0 | 0 |
| 7. Social workers | 3 | 0 | 0 | 0 | 0 | 0 | 0 | 0 | 0 | 0 | 0 | 0 | 0 | 0 |
| 8. Licensed practical nurses | 3 | 0 | 0 | 0 | 0 | 0 | 0 | 0 | 0 | 0 | 0 | 0 | 0 | 0 |
| 9. Managers in health care | 3 | 0 | 0 | 0 | 0 | 0 | 0 | 0 | 0 | 0 | 0 | 0 | 0 | 0 |
| 10. Audiologists and speech-language pathologists | 2 | 0 | 0 | 0 | 0 | 0 | 0 | 0 | 0 | 0 | 0 | 0 | 0 | 0 |
| 11. Other financial officers | 2 | 0 | 0 | 0 | 0 | 0 | 0 | 0 | 0 | 0 | 0 | 0 | 0 | 0 |
| 12. Human resources professionals | 2 | 0 | 0 | 0 | 0 | 0 | 0 | 0 | 0 | 0 | 0 | 0 | 0 | 0 |
| 13. Home support workers, housekeepers and related occupations | 2 | 0 | 1 | 0 | 0 | 0 | 0 | 0 | 0 | 0 | 0 | 1 | 0 | 0 |
| 14. Professional occupations in advertising, marketing and public relations | 2 | 0 | 0 | 0 | 0 | 0 | 0 | 0 | 0 | 0 | 0 | 1 | 0 | 0 |
| 15. Human resources and recruitment officers | 2 | 0 | 0 | 0 | 0 | 0 | 0 | 0 | 0 | 0 | 0 | 1 | 0 | 0 |
| 16. Early childhood educators and assistants | 2 | 0 | 0 | 0 | 0 | 0 | 0 | 0 | 0 | 0 | 0 | 0 | 0 | 0 |
| 17. Conference and event planners | 2 | 0 | 0 | 0 | 0 | 0 | 0 | 0 | 0 | 0 | 0 | 0 | 0 | 0 |
| 18. General office support workers | 2 | 0 | 0 | 0 | 0 | 0 | 0 | 0 | 0 | 0 | 0 | 0 | 0 | 0 |
| 19. Accounting and related clerks | 2 | 0 | 0 | 0 | 0 | 0 | 0 | 0 | 0 | 0 | 0 | 0 | 0 | 0 |
| 20. Computer and information systems managers | 2 | 0 | 0 | 0 | 0 | 0 | 0 | 0 | 0 | 0 | 0 | 1 | 0 | 0 |
| 21. Occupational therapists | 1 | 0 | 0 | 0 | 0 | 0 | 0 | 0 | 0 | 0 | 0 | 0 | 0 | 0 |
| 22. Labourers in food and beverage processing | 1 | 0 | 0 | 0 | 0 | 0 | 0 | 0 | 0 | 0 | 0 | 1 | 0 | 0 |
| 23. Specialist physicians | 1 | 0 | 0 | 0 | 0 | 0 | 0 | 0 | 0 | 0 | 0 | 0 | 0 | 0 |
| 24. Other medical technologists and technicians (except dental health) | 1 | 0 | 0 | 0 | 0 | 0 | 0 | 0 | 0 | 0 | 0 | 0 | 0 | 0 |
| 25. User support technicians | 1 | 0 | 0 | 0 | 0 | 0 | 0 | 0 | 0 | 0 | 0 | 0 | 0 | 0 |

JOB POSTINGS BY 2-DIGIT NATIONAL OCCUPATION CLASSIFICATION

What jobs are hard to fill and/or in-demand?

| | 2 DIGIT NOC | 3 DIGIT NOC NAME | SKILL LEVEL | POSTING COUNT ▾ | AVG POSTING LENGTH IN DAYS | MEDIAN POSTING LENGTH IN DAYS |
|-----|-------------|--|-------------------|-----------------|----------------------------|-------------------------------|
| 1. | 75 | Motor vehicle and transit drivers | NOC Skill Level C | 216 | 17 | 15 |
| 2. | 64 | Retail salespersons | NOC Skill Level C | 155 | 15 | 15 |
| 3. | 44 | Home care providers and educational support occupations | NOC Skill Level C | 140 | 14 | 15 |
| 4. | 74 | Longshore workers and material handlers | NOC Skill Level C | 103 | 20 | 15.5 |
| 5. | 72 | Machining, metal forming, shaping and erecting trades | NOC Skill Level B | 101 | 21 | 15 |
| 6. | 84 | Agriculture and horticulture workers | NOC Skill Level C | 101 | 32 | 22 |
| 7. | 67 | Cleaners | NOC Skill Level D | 94 | 18 | 16 |
| 8. | 96 | Labourers in processing, manufacturing and utilities | NOC Skill Level D | 80 | 17 | 16 |
| 9. | 12 | Office administrative assistants - general, legal and medical | NOC Skill Level B | 78 | 20 | 15 |
| 10. | 12 | Administrative and regulatory occupations | NOC Skill Level B | 75 | 20 | 15 |
| 11. | 11 | Auditors, accountants and investment professionals | NOC Skill Level A | 72 | 15 | 15 |
| 12. | 63 | Chefs and cooks | NOC Skill Level B | 67 | 18 | 15 |
| 13. | 65 | Customer and information services representatives | NOC Skill Level C | 65 | 16 | 16 |
| 14. | 01 | Senior managers - construction, transportation, production and utilities | NOC Skill Level A | 64 | 23 | 16 |
| 15. | 66 | Other sales support and related occupations | NOC Skill Level D | 58 | 14 | 14.5 |
| 16. | 15 | Supply chain logistics, tracking and scheduling co-ordination occupations | NOC Skill Level C | 57 | 16 | 15 |
| 17. | 21 | Computer and information systems professionals | NOC Skill Level A | 51 | 17 | 15 |
| 18. | 11 | Human resources and business service professionals | NOC Skill Level A | 51 | 16 | 15 |
| 19. | 13 | Finance, insurance and related business administrative occupations | NOC Skill Level B | 49 | 16 | 15 |
| 20. | 22 | Technical occupations in civil, mechanical and industrial engineering | NOC Skill Level B | 48 | 22 | 16 |
| 21. | 06 | Retail and wholesale trade managers | NOC Skill Level A | 47 | 15 | 15 |
| 22. | 73 | Machinery and transportation equipment mechanics (except motor vehicles) | NOC Skill Level B | 46 | 15 | 15 |
| 23. | 94 | Machine operators and related workers in mineral and metal products processing and manufacturing | NOC Skill Level C | 46 | 20 | 16 |
| 24. | 67 | Food counter attendants, kitchen helpers and related support occupations | NOC Skill Level D | 44 | 19 | 15 |
| 25. | 14 | Financial, insurance and related administrative support workers | NOC Skill Level C | 43 | 20 | 16 |
| 26. | 14 | General office workers | NOC Skill Level C | 41 | 20 | 15 |
| 27. | 32 | Other technical occupations in health care | NOC Skill Level B | 38 | 16 | 15.5 |

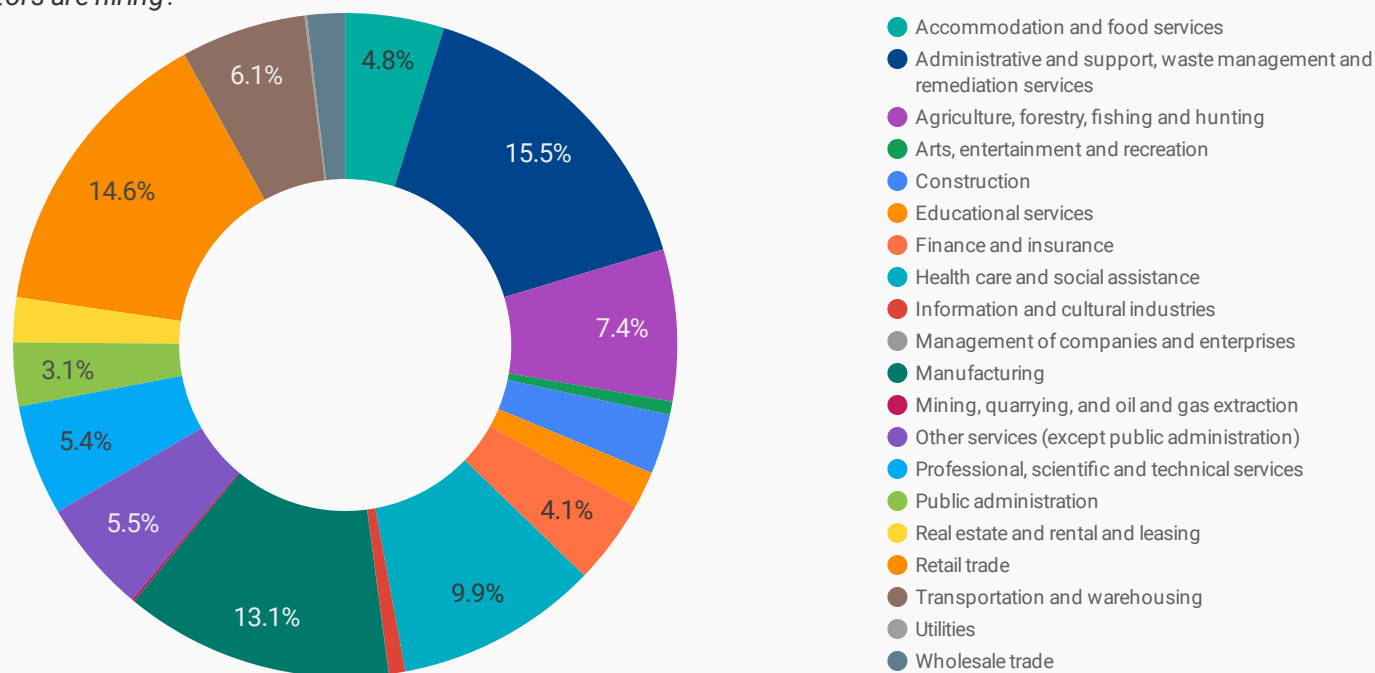
JOB POSTINGS BY 3-DIGIT NATIONAL OCCUPATION CLASSIFICATION

What jobs are hard to fill and/or in-demand?

| | 3 DIGIT NOC | 3 DIGIT NOC NAME | SKILL LEVEL | POSTING COUNT ▾ | AVG POSTING LENGTH IN DAYS | MEDIAN POSTING LENGTH IN DAYS |
|-----|-------------|--|-------------------|-----------------|----------------------------|-------------------------------|
| 1. | 751 | Motor vehicle and transit drivers | NOC Skill Level C | 216 | 17 | 15 |
| 2. | 642 | Retail salespersons | NOC Skill Level C | 155 | 15 | 15 |
| 3. | 441 | Home care providers and educational support occupations | NOC Skill Level C | 140 | 14 | 15 |
| 4. | 745 | Longshore workers and material handlers | NOC Skill Level C | 103 | 20 | 15.5 |
| 5. | 723 | Machining, metal forming, shaping and erecting trades | NOC Skill Level B | 101 | 21 | 15 |
| 6. | 843 | Agriculture and horticulture workers | NOC Skill Level C | 101 | 32 | 22 |
| 7. | 673 | Cleaners | NOC Skill Level D | 94 | 18 | 16 |
| 8. | 961 | Labourers in processing, manufacturing and utilities | NOC Skill Level D | 80 | 17 | 16 |
| 9. | 124 | Office administrative assistants - general, legal and medical | NOC Skill Level B | 78 | 20 | 15 |
| 10. | 122 | Administrative and regulatory occupations | NOC Skill Level B | 75 | 20 | 15 |
| 11. | 111 | Auditors, accountants and investment professionals | NOC Skill Level A | 72 | 15 | 15 |
| 12. | 632 | Chefs and cooks | NOC Skill Level B | 67 | 18 | 15 |
| 13. | 655 | Customer and information services representatives | NOC Skill Level C | 65 | 16 | 16 |
| 14. | 662 | Other sales support and related occupations | NOC Skill Level D | 58 | 14 | 14.5 |
| 15. | 152 | Supply chain logistics, tracking and scheduling co-ordination occupations | NOC Skill Level C | 57 | 16 | 15 |
| 16. | 217 | Computer and information systems professionals | NOC Skill Level A | 51 | 17 | 15 |
| 17. | 112 | Human resources and business service professionals | NOC Skill Level A | 51 | 16 | 15 |
| 18. | 131 | Finance, insurance and related business administrative occupations | NOC Skill Level B | 49 | 16 | 15 |
| 19. | 223 | Technical occupations in civil, mechanical and industrial engineering | NOC Skill Level B | 48 | 22 | 16 |
| 20. | 062 | Retail and wholesale trade managers | NOC Skill Level A | 47 | 15 | 15 |
| 21. | 731 | Machinery and transportation equipment mechanics (except motor vehicles) | NOC Skill Level B | 46 | 15 | 15 |
| 22. | 941 | Machine operators and related workers in mineral and metal products processing and manufacturing | NOC Skill Level C | 46 | 20 | 16 |
| 23. | 671 | Food counter attendants, kitchen helpers and related support occupations | NOC Skill Level D | 44 | 19 | 15 |
| 24. | 143 | Financial, insurance and related administrative support workers | NOC Skill Level C | 43 | 20 | 16 |
| 25. | 141 | General office workers | NOC Skill Level C | 41 | 20 | 15 |
| 26. | 323 | Other technical occupations in health care | NOC Skill Level B | 38 | 16 | 15.5 |
| 27. | 623 | Insurance, real estate and financial sales occupations | NOC Skill Level B | 38 | 13 | 15 |
| 28. | 011 | Senior managers - construction, transportation, production and | NOC Skill Level A | 37 | 27 | 16 |

TOP HIRING SECTORS (2 DIGIT NAICS CODE)

What sectors are hiring?



| TOP HIRING SECTORS (2 DIGIT NAICS CODE) | | NAICS CODE | POSTING COUNT | AVG POSTING DAYS | MEDIAN POSTING LENGTH IN DAYS |
|---|---|------------|---------------|------------------|-------------------------------|
| 1. | Administrative and support, waste management and remediation services | 56 | 503 | 18.8 | 16 |
| 2. | Manufacturing | 31-33 | 394 | 17.9 | 15 |
| 3. | Retail trade | 44-45 | 372 | 15.0 | 15 |
| 4. | Health care and social assistance | 62 | 299 | 16.2 | 15 |
| 5. | Agriculture, forestry, fishing and hunting | 11 | 232 | 22.3 | 16 |
| 6. | Transportation and warehousing | 48-49 | 184 | 16.5 | 15 |
| 7. | Professional, scientific and technical services | 54 | 179 | 20.1 | 16 |
| 8. | Other services (except public administration) | 81 | 163 | 18.9 | 15 |
| 9. | Accommodation and food services | 72 | 132 | 22.6 | 15 |
| 10. | Public administration | 91 | 119 | 21.9 | 17 |
| 11. | Finance and insurance | 52 | 113 | 15.1 | 15 |
| 12. | Construction | 23 | 90 | 18.9 | 16 |
| 13. | Wholesale trade | 41 | 59 | 19.6 | 16 |
| 14. | Real estate and rental and leasing | 53 | 56 | 18.6 | 18.5 |
| 15. | Educational services | 61 | 50 | 19.4 | 16 |
| 16. | Information and cultural industries | 51 | 23 | 26.9 | 16 |
| 17. | Arts, entertainment and recreation | 71 | 19 | 18.9 | 16 |
| 18. | Utilities | 22 | 6 | 19.2 | 15.5 |
| 19. | Mining, quarrying, and oil and gas extraction | 21 | 2 | 0 | 0 |
| 20. | Management of companies and enterprises | 55 | 1 | 22.0 | 22 |

NOTE: NAICS code 56 includes Employment Agencies. Manufacturing includes codes 31-33, Retail Trade includes codes 44-45 and Transportation and Warehousing includes codes 48-49.

TOP HIRING SECTORS (3 DIGIT NAICS CODE)

What sectors are hiring?

| | NAICS CODE | TOP HIRING SECTORS (3 DIGIT NAICS) | POSTING COUNT ▾ | AVERAGE POSTING LENGTH IN DAYS | MEDIAN POSTING LENGTH IN DAYS |
|------|------------|--|-----------------|--------------------------------|-------------------------------|
| 1. | 561 | Administrative and support services | 492 | 18.8 | 16 |
| 2. | 111 | Crop production | 219 | 22.5 | 16 |
| 3. | 541 | Professional, scientific and technical services | 179 | 20.1 | 16 |
| 4. | 722 | Food services and drinking places | 119 | 21.4 | 15 |
| 5. | 623 | Nursing and residential care facilities | 113 | 15.1 | 16 |
| 6. | 913 | Local, municipal and regional public administration | 109 | 22.4 | 17 |
| 7. | 484 | Truck transportation | 107 | 19.5 | 15 |
| 8. | 444 | Building material and garden equipment and supplies dealers | 107 | 15.2 | 15 |
| 9. | 621 | Ambulatory health care services | 105 | 17.2 | 15 |
| 1... | 333 | Machinery manufacturing | 104 | 17.7 | 15 |
| 1... | 813 | Religious, grant-making, civic, and professional and similar organizations | 93 | 20.3 | 15 |
| 1... | 336 | Transportation equipment manufacturing | 81 | 18.0 | 15 |
| 1... | 445 | Food and beverage stores | 74 | 13.0 | 15 |
| 1... | 332 | Fabricated metal product manufacturing | 73 | 18.8 | 15 |
| 1... | 624 | Social assistance | 59 | 17.2 | 15 |
| 1... | 492 | Couriers and messengers | 58 | 11.5 | 13.5 |
| 1... | 522 | Credit intermediation and related activities | 53 | 16.9 | 16 |
| 1... | 238 | Specialty trade contractors | 50 | 18.9 | 15.5 |
| 1... | 611 | Educational services | 50 | 19.4 | 16 |
| 2... | 453 | Miscellaneous store retailers | 48 | 17.1 | 16 |
| 2... | 531 | Real estate | 45 | 18.3 | 16 |
| 2... | 812 | Personal and laundry services | 45 | 17.6 | 15 |
| 2... | 524 | Insurance carriers and related activities | 41 | 14.3 | 15 |
| 2... | 446 | Health and personal care stores | 35 | 14.5 | 15 |
| 2... | 236 | Construction of buildings | 30 | 17.3 | 15 |
| 2... | 811 | Repair and maintenance | 25 | 15.8 | 16 |
| 2... | 448 | Clothing and clothing accessories stores | 25 | 14.1 | 15 |
| 2... | 441 | Motor vehicle and parts dealers | 24 | 17.9 | 15 |
| 2... | 339 | Miscellaneous manufacturing | 24 | 20.3 | 15 |
| 3 | 326 | Plastics and rubber products manufacturing | 23 | 18.2 | 15 |

TOP HIRING SECTORS (4 DIGIT NAICS CODE)

What sectors are hiring?

| | NAICS CODE | TOP HIRING SECTORS (4 DIGIT NAICS) | POSTING COUNT ▾ | AVERAGE POSTING LENGTH IN DAYS | MEDIAN POSTING DAYS IN LENGTH |
|-----|------------|---|-----------------|--------------------------------|-------------------------------|
| 1. | 5613 | Employment services | 362 | 19.2 | 16 |
| 2. | 1119 | Other crop farming | 172 | 22.5 | 16 |
| 3. | 9139 | Other local, municipal and regional public administration | 109 | 22.4 | 17 |
| 4. | 7225 | Full-service restaurants and limited-service eating places | 107 | 22.0 | 15 |
| 5. | 4441 | Building material and supplies dealers | 101 | 14.1 | 15 |
| 6. | 4841 | General freight trucking | 98 | 18.8 | 15 |
| 7. | 8134 | Civic and social organizations | 88 | 20.1 | 15 |
| 8. | 5617 | Services to buildings and dwellings | 73 | 17.8 | 16 |
| 9. | 6231 | Nursing care facilities | 73 | 13.4 | 15 |
| 10. | 3335 | Metalworking machinery manufacturing | 67 | 18.3 | 15 |
| 11. | 4451 | Grocery stores | 66 | 12.6 | 15 |
| 12. | 5413 | Architectural, engineering and related services | 45 | 16.0 | 15 |
| 13. | 5221 | Depository credit intermediation | 44 | 17.6 | 16 |
| 14. | 6241 | Individual and family services | 44 | 17.0 | 15 |
| 15. | 1114 | Greenhouse, nursery and floriculture production | 43 | 22.5 | 15.5 |
| 16. | 5416 | Management, scientific and technical consulting services | 42 | 28.8 | 16 |
| 17. | 3363 | Motor vehicle parts manufacturing | 42 | 19.9 | 15 |
| 18. | 3322 | Cutlery and hand tool manufacturing | 41 | 19.4 | 15 |
| 19. | 6233 | Community care facilities for the elderly | 40 | 18.3 | 22 |
| 20. | 4539 | Other miscellaneous store retailers | 40 | 17.2 | 16 |
| 21. | 3361 | Motor vehicle manufacturing | 37 | 16.2 | 15.5 |
| 22. | 5242 | Agencies, brokerages and other insurance related activities | 37 | 13.9 | 15 |
| 23. | 6213 | Offices of other health practitioners | 36 | 17.0 | 15 |
| 24. | 4461 | Health and personal care stores | 35 | 14.5 | 15 |
| 25. | 4922 | Local messengers and local delivery | 32 | 10.1 | 15 |
| 26. | 5419 | Other professional, scientific and technical services | 30 | 21.3 | 18.5 |
| 27. | 5616 | Investigation and security services | 26 | 17.2 | 15.5 |
| 28. | 4921 | Couriers | 26 | 13.1 | 12 |
| 29. | 6214 | Out-patient care centres | 26 | 20.1 | 22 |
| 30. | 5313 | Activities related to real estate | 26 | 17.4 | 15 |

TOP HIRING SECTORS (5 DIGIT NAICS CODE)

What sectors are hiring?

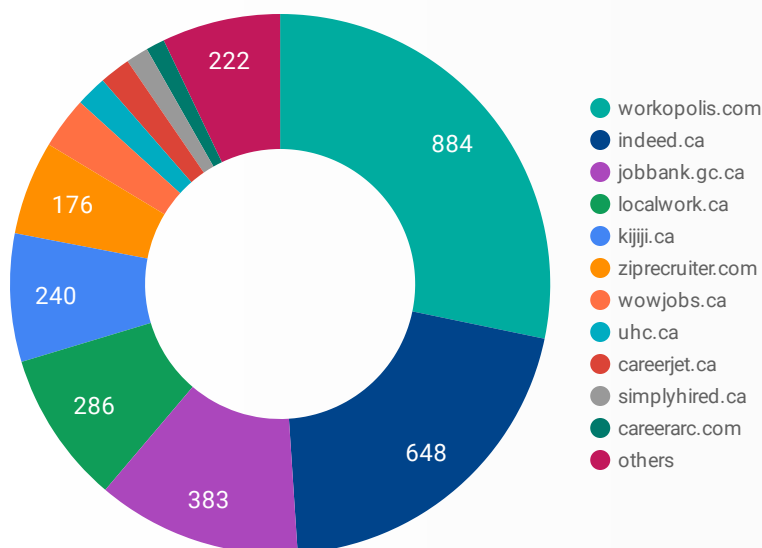
| | NAICS CODE | TOP HIRING SECTORS (5 DIGIT NAICS) | POSTING COUNT ▾ | AVERAGE POSTING LENGTH IN DAYS | MEDIAN POSTING LENGTH IN DAYS |
|-----|------------|---|-----------------|--------------------------------|-------------------------------|
| 1. | 56131 | Employment placement agencies and executive search services | 362 | 19.2 | 16 |
| 2. | 11199 | All other crop farming | 172 | 22.5 | 16 |
| 3. | 91391 | Other local, municipal and regional public administration | 109 | 22.4 | 17 |
| 4. | 72251 | Full-service restaurants and limited-service eating places | 107 | 22.0 | 15 |
| 5. | 44413 | Hardware stores | 92 | 14.6 | 15 |
| 6. | 48412 | General freight trucking, long distance | 91 | 18.8 | 15 |
| 7. | 81341 | Civic and social organizations | 88 | 20.1 | 15 |
| 8. | 62311 | Nursing care facilities | 73 | 13.4 | 15 |
| 9. | 33351 | Metalworking machinery manufacturing | 67 | 18.3 | 15 |
| 10. | 44511 | Supermarkets and other grocery (except convenience) stores | 61 | 12.1 | 14 |
| 11. | 33221 | Cutlery and hand tool manufacturing | 41 | 19.4 | 15 |
| 12. | 62331 | Community care facilities for the elderly | 40 | 18.3 | 22 |
| 13. | 33637 | Motor vehicle metal stamping | 39 | 20.2 | 15 |
| 14. | 52211 | Banking | 38 | 15.6 | 15 |
| 15. | 54133 | Engineering services | 37 | 16.3 | 15 |
| 16. | 56173 | Landscaping services | 37 | 16.4 | 15 |
| 17. | 33611 | Automobile and light-duty motor vehicle manufacturing | 36 | 16.3 | 16 |
| 18. | 52421 | Insurance agencies and brokerages | 35 | 14.0 | 15 |
| 19. | 62419 | Other individual and family services | 32 | 16.4 | 15 |
| 20. | 45399 | All other miscellaneous store retailers | 32 | 15.8 | 15 |
| 21. | 49221 | Local messengers and local delivery | 32 | 10.1 | 15 |
| 22. | 11142 | Nursery and floriculture production | 29 | 26.5 | 19 |
| 23. | 49211 | Couriers | 26 | 13.1 | 12 |
| 24. | 62149 | Other out-patient care centres | 26 | 20.1 | 22 |
| 25. | 33299 | All other fabricated metal product manufacturing | 24 | 18.3 | 16 |
| 26. | 53131 | Real estate property managers | 24 | 17.6 | 15 |
| 27. | 62211 | General medical and surgical hospitals | 22 | 15.1 | 16 |
| 28. | 32619 | Other plastic product manufacturing | 21 | 18.4 | 15 |
| 29. | 62139 | Offices of all other health practitioners | 21 | 16.8 | 15 |
| 30. | 54161 | Management consulting services | 20 | 16.1 | 16 |

TOP HIRING SECTORS (6 DIGIT NAICS CODE)

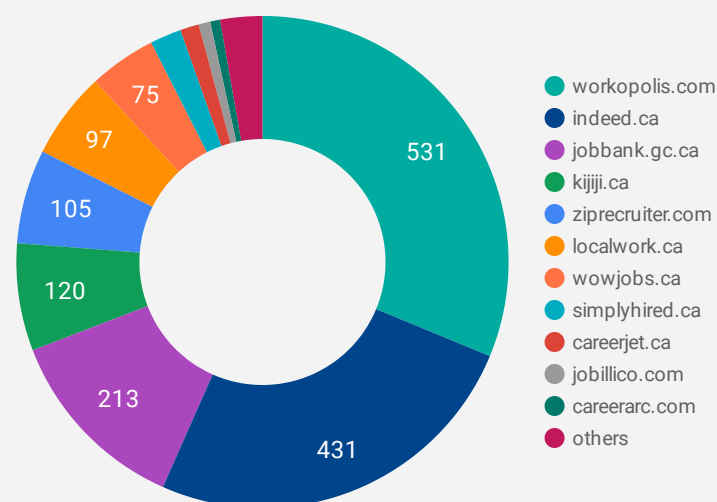
What sectors are hiring?

| | NAICS CODE | TOP HIRING SECTORS (6 DIGIT NAICS) | POSTING COUNT ▼ | AVG POSTING LENGTH IN DAYS | MEDIAN POSTING LENGTH IN DAYS |
|-----|------------|---|--------------------|----------------------------|-------------------------------|
| 1. | 561310 | Employment placement agencies and executive search services | 362 | 19.2 | 16 |
| 2. | 111993 | Fruit and vegetable combination farming | 121 | 25.5 | 22 |
| 3. | 913910 | Other local, municipal and regional public administration | 109 | 22.4 | 17 |
| 4. | 444130 | Hardware stores | 92 | 14.6 | 15 |
| 5. | 813410 | Civic and social organizations | 88 | 20.1 | 15 |
| 6. | 484122 | General freight trucking, long distance, less than truck-load | 79 | 19.8 | 15 |
| 7. | 623110 | Nursing care facilities | 73 | 13.4 | 15 |
| 8. | 445110 | Supermarkets and other grocery (except convenience) stores | 61 | 12.1 | 14 |
| 9. | 333511 | Industrial mould manufacturing | 59 | 18.5 | 15 |
| 10. | 722512 | Limited-service eating places | 58 | 21.3 | 15 |
| 11. | 111999 | All other miscellaneous crop farming | 51 | 16.3 | 15 |
| 12. | 722511 | Full-service restaurants | 49 | 23.1 | 15 |
| 13. | 332210 | Cutlery and hand tool manufacturing | 41 | 19.4 | 15 |
| 14. | 623310 | Community care facilities for the elderly | 40 | 18.3 | 22 |
| 15. | 336370 | Motor vehicle metal stamping | 39 | 20.2 | 15 |
| 16. | 522111 | Personal and commercial banking industry | 38 | 15.6 | 15 |
| 17. | 561730 | Landscaping services | 37 | 16.4 | 15 |
| 18. | 541330 | Engineering services | 37 | 16.3 | 15 |
| 19. | 336110 | Automobile and light-duty motor vehicle manufacturing | 36 | 16.3 | 16 |
| 20. | 524210 | Insurance agencies and brokerages | 35 | 14.0 | 15 |
| 21. | 624190 | Other individual and family services | 32 | 16.4 | 15 |
| 22. | 492210 | Local messengers and local delivery | 32 | 10.1 | 15 |
| 23. | 453999 | All other miscellaneous store retailers (except beer and wine-making supplies stores) | 32 | 15.8 | 15 |
| 24. | 492110 | Couriers | 26 | 13.1 | 12 |
| 25. | 111421 | Nursery and tree production | 26 | 29.0 | 22 |
| 26. | 621494 | Community health centres | 25 | 20.3 | 22 |
| 27. | 332999 | All other miscellaneous fabricated metal product manufacturing | 24 | 18.3 | 16 |
| 28. | 531310 | Real estate property managers | 24 | 17.6 | 15 |
| 29. | 622111 | General (except paediatric) hospitals | 22 | 15.1 | 16 |

JOB POSTINGS BY JOB BOARD

What share of unique job postings appear on each job board?


COMPANIES BY JOB BOARD

What share of unique job postings appear on each job board?


JOB POSTING DETAILS BY JOB BOARD

How does job posting activity differ by job board?

| | JOB BOARD | POSTING COUNT ▼ | AVG POSTING LENGTH IN DAYS | MEDIAN POSTING LENGTH IN DAYS | # OF COMPANIES |
|-----|-----------------------------|--------------------|----------------------------|-------------------------------|----------------|
| 1. | workopolis.com | 884 | 15 | 15 | 531 |
| 2. | indeed.ca | 648 | 22 | 22 | 431 |
| 3. | jobbank.gc.ca | 383 | 31 | 22 | 213 |
| 4. | localwork.ca | 286 | 7 | 4 | 97 |
| 5. | kijiji.ca | 240 | 15 | 15 | 120 |
| 6. | ziprecruiter.com | 176 | 16 | 16 | 105 |
| 7. | wowjobs.ca | 97 | 16 | 16 | 75 |
| 8. | uhc.ca | 58 | 36 | 19 | 1 |
| 9. | careerjet.ca | 58 | 6 | 5 | 21 |
| 10. | simplyhired.ca | 42 | 15 | 16 | 35 |
| 11. | careerarc.com | 35 | 15 | 15 | 11 |
| 12. | jobillico.com | 32 | 15 | 15 | 13 |
| 13. | careerbuilder.ca | 29 | 17 | 15.5 | 8 |
| 14. | canadianexecutivesearch.com | 23 | 23 | 21.5 | 1 |
| 15. | employment.tecumseh.ca | 20 | 18 | 17 | 1 |
| 16. | citywindsor.ca | 17 | 66 | 19 | 2 |
| 17. | careers.lakeshore.ca | 14 | 45 | 39 | 1 |