

# JOB DEMAND REPORT

## JANUARY 2021

Job posting data collected by Workforce WindsorEssex from job boards and employer websites who recruit candidates in Windsor-Essex.

### HIGHLIGHTS

#### JOB POSTINGS BY THE NUMBERS

TOTAL POSTINGS	NEW THIS MONTH	COMPANIES	JOB BOARDS
3,218	1,982	1,138	32

#### # OF DAYS POSTED

AVERAGE	MEDIAN
30	15

## REPORT BUILDER

The default filter selection below will show all job demand data for the month. You can use the filters to create a customized report for the purpose of understanding a subset of the data.

#### OCCUPATION FILTERS

SPECIFIC JOB TAGS ▾

JOB TYPE ▾

JOB DURATION ▾

ADDITIONAL LANGUAGE ▾

SKILL LEVEL ▾

SKILL TYPE NAME / 1-DIGIT NOC ▾

MAJOR GROUP / 2-DIGIT NOC ▾

MINOR GROUP / 3-DIGIT NOC ▾

UNIT GROUP / 4-DIGIT NOC ▾

#### INDUSTRY/SECTOR FILTERS

HIRING SECTOR BY 2-DIGIT NAICS CODE ▾

HIRING SECTOR BY 3-DIGIT NAICS CODE ▾

HIRING SECTOR BY 4-DIGIT NAICS CODE ▾

HIRING SECTOR BY 5-DIGIT NAICS CODE ▾

HIRING SECTOR BY 6-DIGIT NAICS CODE ▾

#### OTHER FILTERS

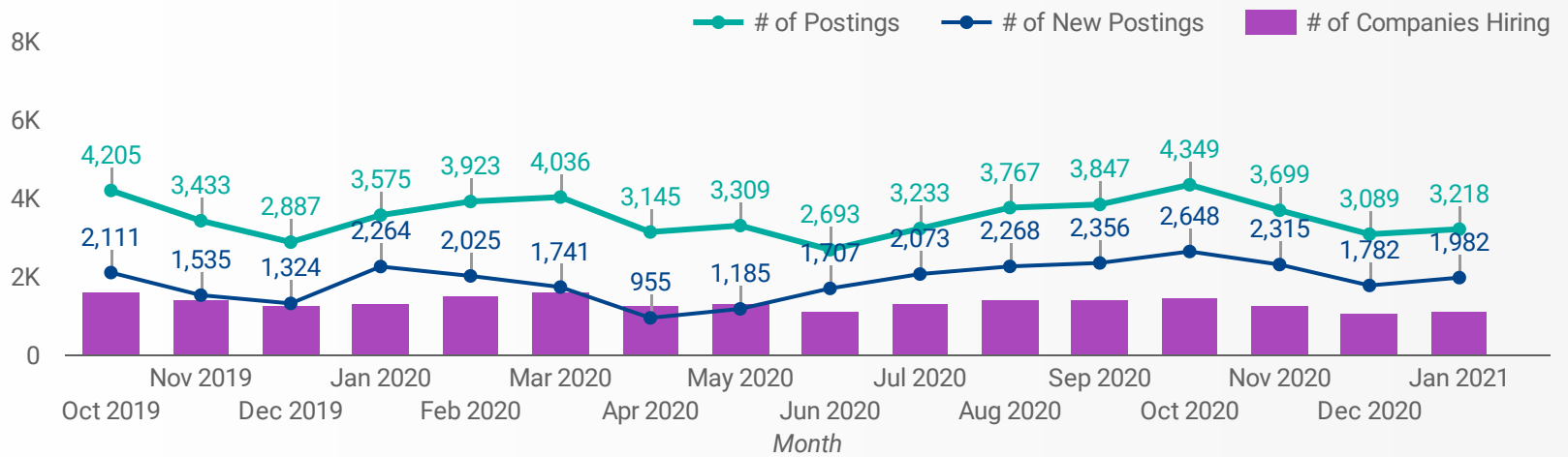
MUNICIPALITY ▾

JOB BOARD ▾

NOC = National Occupation Classification | NAICS = North American Industry Classification System

## JOB POSTINGS BY MONTH FOR WINDSOR-ESSEX

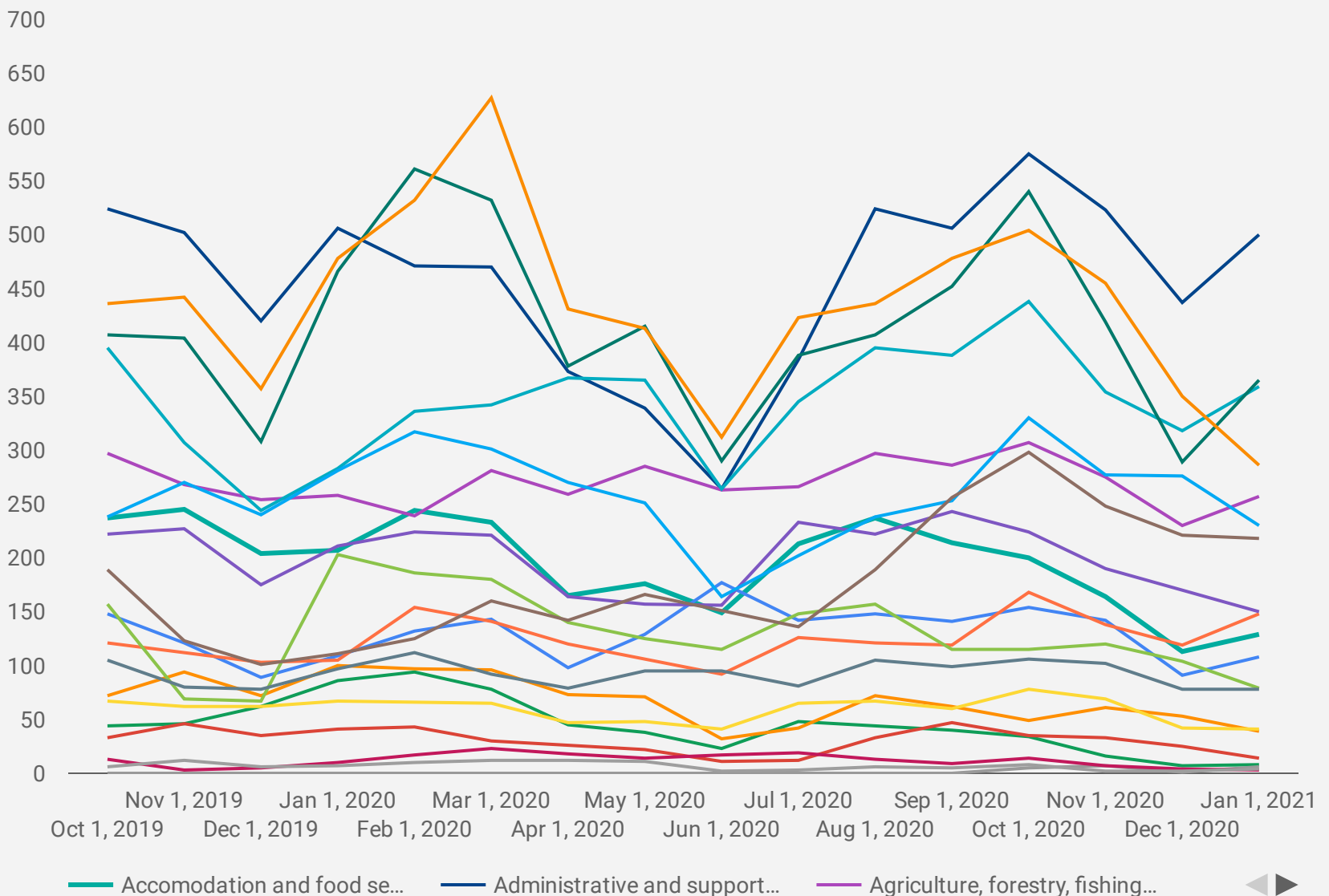
How many job postings were active for at least 1 day this month?



NOTE: This graph cannot be filtered using the controls on the cover page

## JOB POSTINGS BY SECTOR BY MONTH FOR WINDSOR-ESSEX

How many job postings were active for at least 1 day this month?



NOTE: This graph cannot be filtered using the controls on the cover page

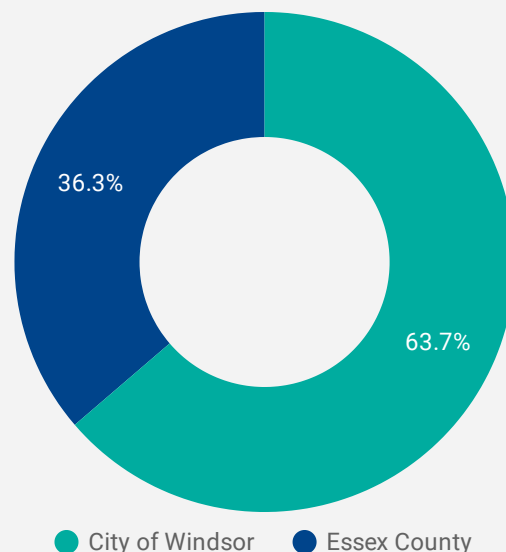
## JOB POSTINGS BY MUNICIPALITY

Where are job opportunities being offered?

	MUNICIPALITY	POSTING COUNT	AVG POSTING LENGTH IN DAYS	MEDIAN POSTING LENGTH IN DAYS
1.	City of Windsor	2,033	30	15
2.	Municipality of Leamington	334	35	15
3.	Town of Kingsville	254	26	15
4.	Town of Tecumseh	199	29	15
5.	Town of Essex	154	34	15
6.	Town of Lakeshore	76	26	15
7.	Town of Amherstburg	74	22	15
8.	Town of LaSalle	67	35	15

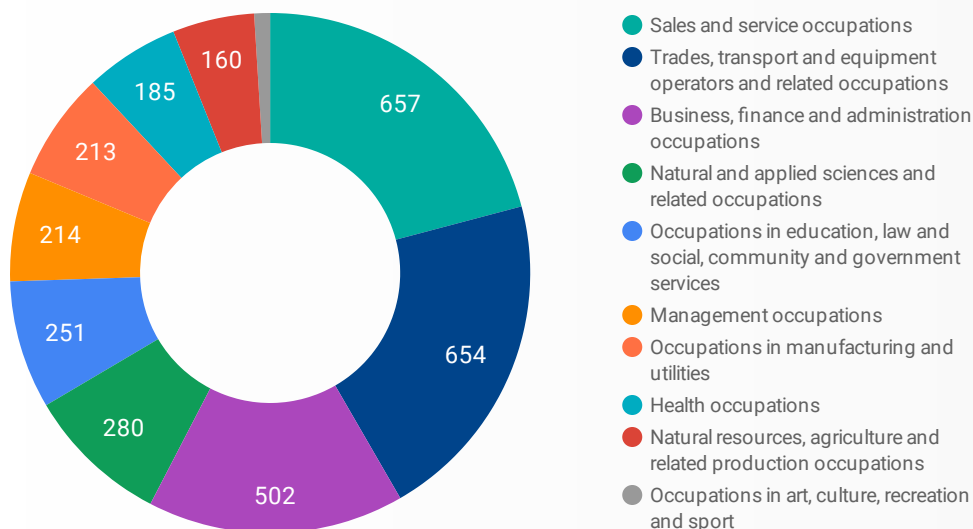
## URBAN & RURAL DEMAND

Job Postings by Location



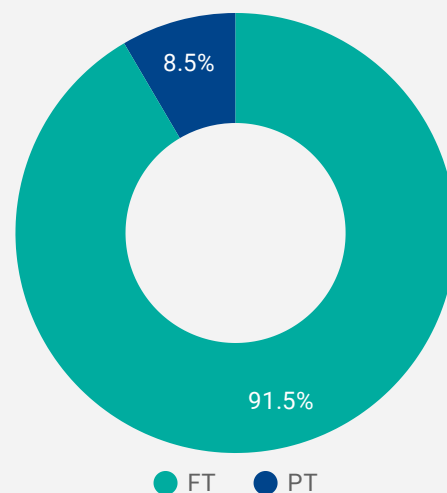
## JOB POSTINGS BY SKILL TYPE

What skill type is being recruited?



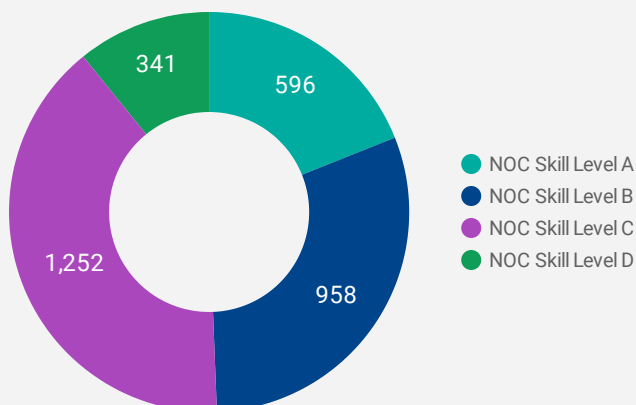
## JOB TYPE

Full-time vs Part-time



## JOB POSTINGS BY SKILL LEVEL

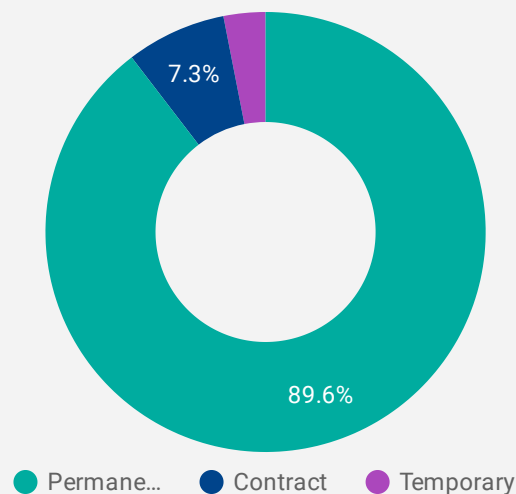
What education do occupations typically require?



Skill Level A = Usually University education | Skill Level B = Usually College education or Apprenticeship training | Skill Level C = Usually Secondary education or occupation-specific training | Skill Level D = Usually on-the-job training

## JOB DURATION

Permanency of jobs posted



## TOP OCCUPATIONS

*What kind of jobs are in-demand?*

	4 DIGIT NOC NAME	POSTINGS
1.	Transport truck drivers	148
2.	Home support workers, housekeepers and related occupations	135
3.	Retail salespersons	108
4.	Material handlers	95
5.	Nursery and greenhouse workers	89
6.	Administrative assistants	70
7.	Delivery and courier service drivers	69
8.	Security guards and related security service occupations	65
9.	Retail and wholesale trade managers	49
10.	Food counter attendants, kitchen helpers and related support occupations	48
11.	Other customer and information services representatives	48
12.	Labourers in food and beverage processing	46
13.	Tool and die makers	44
14.	Light duty cleaners	44
15.	General farm workers	43
16.	Registered nurses and registered psychiatric nurses	41
17.	Other labourers in processing, manufacturing and utilities	40
18.	Janitors, caretakers and building superintendents	40
19.	Cooks	36
20.	Machinists and machining and tooling inspectors	34
21.	Store shelf stockers, clerks and order fillers	33
22.	Accounting technicians and bookkeepers	32
23.	Shippers and receivers	30
24.	Other financial officers	28
25.	Accounting and related clerks	27
26.	Purchasing agents and officers	25
27.	Construction trades helpers and labourers	25
28.	Data entry clerks	25
29.	Medical administrative assistants	25

1 - 50 / 292



## TOP EMPLOYERS/AGENCIES

*Who is hiring?*

	COMPANY	POSTINGS
1.	Unemployed Help Centre of Windsor Inc. (UHC)	73
2.	Kijiji Jobs	65
3.	CareerJet	63
4.	Personnel by Elsie	59
5.	PROSTAFF Employment Solutions	58
6.	UPS Canada	47
7.	The Electromac Group	38
8.	Loblaw Companies Limited	36
9.	Mastronardi Produce Limited	34
10.	Doordash	34
11.	Windsor Regional Hospital	29
12.	Chartwell Retirement Residences	27
13.	Quicken Loans, LLC	26
14.	Municipality of Leamington	26
15.	Aerotek	23
16.	Mucci Farms Ltd.	22
17.	SE Health	21
18.	Highline Mushrooms	20
19.	Dragados Canada Inc.	20
20.	Intuit	18
21.	Walmart Canada	17
22.	Walmart	17
23.	Flex-N-Gate Corporation	16
24.	University of Windsor	16
25.	Windsor Mold Group	16
26.	Goudreau Personnel by Swinton Ltd.	15
27.	Halliwell Consulting	15
28.	Windsor, Corporation of the City of	15
29.	GardaWorld	14

1 - 50 / 1148



## OCCUPATIONS BY FREQUENCY & LENGTH OF JOB POSTINGS

*What jobs are hard to fill and/or in-demand?*

	4 DIGIT NOC	4 DIGIT NOC NAME	SKILL LEVEL	POSTING COUNT	AVG POSTING LENGTH IN DAYS	MEDIAN POSTING LENGTH IN DAYS
1.	7511	Transport truck drivers	NOC Skill Level C	148	30	15
2.	4412	Home support workers, housekeepers and related occupations	NOC Skill Level C	135	13	15
3.	6421	Retail salespersons	NOC Skill Level C	108	31	15
4.	7452	Material handlers	NOC Skill Level C	95	23	15
5.	8432	Nursery and greenhouse workers	NOC Skill Level C	89	35	16
6.	1241	Administrative assistants	NOC Skill Level B	70	34	15
7.	7514	Delivery and courier service drivers	NOC Skill Level C	69	22	15
8.	6541	Security guards and related security service occupations	NOC Skill Level C	65	13	14
9.	621	Retail and wholesale trade managers	NOC Skill Level A	49	27	15
10.	6711	Food counter attendants, kitchen helpers and related support occupations	NOC Skill Level D	48	47	15
11.	6552	Other customer and information services representatives	NOC Skill Level C	48	53	15
12.	9617	Labourers in food and beverage processing	NOC Skill Level D	46	20	15
13.	7232	Tool and die makers	NOC Skill Level B	44	38	15
14.	6731	Light duty cleaners	NOC Skill Level D	44	31	15
15.	8431	General farm workers	NOC Skill Level C	43	36	24
16.	3012	Registered nurses and registered psychiatric nurses	NOC Skill Level A	41	18	11
17.	9619	Other labourers in processing, manufacturing and utilities	NOC Skill Level D	40	103	15
18.	6733	Janitors, caretakers and building superintendents	NOC Skill Level D	40	20	15
19.	6322	Cooks	NOC Skill Level B	36	29	15
20.	7231	Machinists and machining and tooling inspectors	NOC Skill Level B	34	40	15
21.	6622	Store shelf stockers, clerks and order fillers	NOC Skill Level D	33	15	15
22.	1311	Accounting technicians and bookkeepers	NOC Skill Level B	32	44	15
23.	1521	Shippers and receivers	NOC Skill Level C	30	17	15
24.	1114	Other financial officers	NOC Skill Level A	28	9	4
25.	1431	Accounting and related clerks	NOC Skill Level C	27	22	15
26.	1225	Purchasing agents and officers	NOC Skill Level B	25	25	15
27.	7611	Construction trades helpers and labourers	NOC Skill Level D	25	51	15
28.	1422	Data entry clerks	NOC Skill Level C	25	16	10.5
29.	1243	Medical administrative assistants	NOC Skill Level B	25	18	15
30.	6622	Store shelf stockers, clerks and order fillers	NOC Skill Level D	33	15	15

## MULTILINGUAL JOB POSTINGS BY THE NUMBERS

ACTIVE POSTINGS  
**139**

NEW POSTINGS  
**88**

COMPANIES  
**66**

UNIQUE LANGUAGES  
**7**

## # OF DAYS POSTED

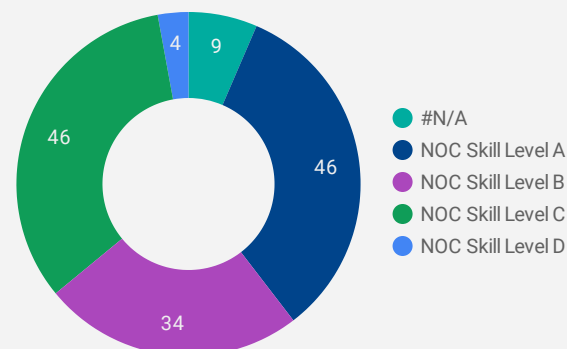
AVERAGE  
**18**

MEDIAN  
**12**

## MULTILINGUAL JOB POSTINGS BY SKILL LEVEL

What language skills are employers looking for by occupational skill level?

- 46** Skill Level A - Management/ Professional Occupations usually requiring University
- 34** Skill Level B - Usually college education or apprenticeship training
- 46** Skill Level C - Usually secondary education or occupation-specific training
- 4** Skill Level D - Usually on-the-job training



## JOB POSTINGS BY LANGUAGE SKILL

How many job postings require specific language skills?

Arabic Language Jobs  
**1**

African Dialect Language Jobs  
**0**

Cantonese Language Jobs  
**0**

Chinese Language Jobs  
**1**

French Language Jobs  
**105**

German Language Jobs  
**3**

Italian Language Jobs  
**0**

Japanese Language Jobs  
**0**

Mandarin Language Jobs  
**2**

Portuguese Language Jobs  
**0**

Punjabi Language Jobs  
**7**

Spanish Language Jobs  
**11**

Thai Language Jobs  
**0**

Vietnamese Language Jobs  
**0**

## DEMAND FOR FRENCH BY JOB

How many job postings require French skills

4 DIGIT NOC NAME	FRENCH
1. Security guards and related security service occupations	13
2. Registered nurses and registered psychiatric nurses	9
3. Retail salespersons	8
4. Administrative assistants	7

## MULTILINGUAL HIRING EMPLOYERS

Which employers are seeking multilingual candidates?

COMPANY	POSTINGS
1. Intuit	17
2. Windsor Regional Hospital	15
3. Victorian Order of Nurses / VON Canada	7
4. Securitas	6
5. Synterra	6
6. HÃtel-Dieu Grace Healthcare	5
7. RBC	4
8. Accenture	3
9. Desjardins	3
10. Windsor GRIP ON GOLF	3
11. G.A.S. Global	2
12. A.M.A. Horticulture Inc.	2
13. CareerJet	2
14. VON Canada (Ontario)	2
15. Immigration, Refugees and Citizenship Canada/Immigration, RÃfugiÃ©s et CitoyennetÃ© Canada	2
16. Windsor Women Working with Immigrant Women	2
17. Nature Fresh Farms Inc.	2
18. Insight Advantage Inc	2

## MULTILINGUAL JOB DEMAND BY 4-DIGIT NOC

What occupations seek Language Skills?

4 DIGIT NOC NAME	FRENCH ...	AFRICAN	ARABIC	CANTONESE	CHINESE	GERMAN	ITALIAN	JAPANESE	MANDARIN	PORTUGUESE	PUNJABI	SPANISH	THAI	VIETNAMESE
1. Security guards and related security service occupations	...	0	0	0	0	0	0	0	0	0	0	1	0	0
2. Registered nurses and registered psychiatric nurses	9	0	0	0	0	0	0	0	0	0	0	0	0	0
3. Retail salespersons	8	0	0	0	0	0	0	0	0	0	0	0	0	0
4. Administrative assistants	7	0	0	0	0	0	0	0	0	0	0	0	0	0
5. Other customer and information services representatives	7	0	0	0	0	0	0	0	0	0	0	0	0	0
6. General office support workers	4	0	0	0	0	0	0	0	0	0	0	0	0	0
7. Medical sonographers	3	0	0	0	0	0	0	0	0	0	0	0	0	0
8. Financial managers	3	0	0	0	0	0	0	0	0	0	0	0	0	0
9. Licensed practical nurses	3	0	0	0	0	0	0	0	0	0	0	0	0	0
10. Psychologists	3	0	0	0	0	0	0	0	0	0	0	0	0	0
11. Social workers	3	0	0	0	0	0	0	0	0	0	0	0	0	0
12. Financial auditors and accountants	2	0	0	0	0	0	0	0	0	0	0	0	0	0
13. Advertising, marketing and public relations managers	2	0	0	0	0	0	0	0	0	0	0	0	0	0
14. Other financial officers	2	0	0	0	0	0	0	0	0	0	3	0	0	0
15. Home support workers, housekeepers and related occupations	2	0	0	0	0	0	0	0	0	0	0	0	0	0
16. Labourers in food and beverage processing	2	0	0	0	0	0	0	0	0	0	0	1	0	0
17. Medical administrative assistants	2	0	0	0	0	0	0	0	0	0	0	0	0	0
18. User support technicians	2	0	0	0	0	0	0	0	0	0	0	0	0	0
19. Audiologists and speech-language pathologists	2	0	0	0	0	0	0	0	0	0	0	0	0	0
20. Managers in health care	1	0	0	0	0	0	0	0	0	0	0	0	0	0
21. Insurance, real estate and financial brokerage managers	1	0	0	0	0	0	0	0	0	0	0	0	0	0
22. Sales and account representatives - wholesale trade (non-technical)	1	0	0	0	0	0	0	0	0	0	0	0	0	0
23. Customer and information services supervisors	1	0	0	0	0	0	0	0	0	0	0	0	0	0
24. College and other vocational instructors	1	0	0	0	0	0	0	0	0	0	0	0	0	0
25. Food and beverage servers	1	0	0	0	0	0	0	0	0	0	0	0	0	0

## JOB POSTINGS BY 2-DIGIT NATIONAL OCCUPATION CLASSIFICATION

What jobs are hard to fill and/or in-demand?

	2 DIGIT NOC	3 DIGIT NOC NAME	SKILL LEVEL	POSTING COUNT ▾	AVG POSTING LENGTH IN DAYS	MEDIAN POSTING LENGTH IN DAYS
1.	75	Motor vehicle and transit drivers	NOC Skill Level C	224	34	15
2.	44	Home care providers and educational support occupations	NOC Skill Level C	147	14	15
3.	84	Agriculture and horticulture workers	NOC Skill Level C	132	35	16
4.	72	Machining, metal forming, shaping and erecting trades	NOC Skill Level B	110	43	15
5.	64	Retail salespersons	NOC Skill Level C	108	31	15
6.	74	Longshore workers and material handlers	NOC Skill Level C	99	23	15
7.	12	Office administrative assistants - general, legal and medical	NOC Skill Level B	98	29	15
8.	96	Labourers in processing, manufacturing and utilities	NOC Skill Level D	94	58	15
9.	67	Cleaners	NOC Skill Level D	90	26	15
10.	01	Senior managers - construction, transportation, production and utilities	NOC Skill Level A	67	29	15
11.	65	Security guards and related security service occupations	NOC Skill Level C	65	13	14
12.	11	Auditors, accountants and investment professionals	NOC Skill Level A	57	15	15
13.	15	Supply chain logistics, tracking and scheduling co-ordination occupations	NOC Skill Level C	56	18	15
14.	12	Administrative and regulatory occupations	NOC Skill Level B	54	19	15
15.	21	Computer and information systems professionals	NOC Skill Level A	52	15	7
16.	22	Technical occupations in civil, mechanical and industrial engineering	NOC Skill Level B	52	37	15
17.	14	Financial, insurance and related administrative support workers	NOC Skill Level C	51	18	15
18.	65	Customer and information services representatives	NOC Skill Level C	50	51	15
19.	94	Machine operators and related workers in mineral and metal products processing and manufacturing	NOC Skill Level C	49	52	15
20.	06	Retail and wholesale trade managers	NOC Skill Level A	49	27	15
21.	67	Food counter attendants, kitchen helpers and related support occupations	NOC Skill Level D	48	47	15
22.	63	Chefs and cooks	NOC Skill Level B	44	30	15
23.	73	Machinery and transportation equipment mechanics (except motor vehicles)	NOC Skill Level B	44	18	15
24.	30	Professional occupations in nursing	NOC Skill Level A	43	19	13
25.	62	Technical sales specialists in wholesale trade and retail and wholesale buyers	NOC Skill Level B	42	50	15
26.	21	Civil, mechanical, electrical and chemical engineers	NOC Skill Level A	41	19	15
27.	13	Finance, insurance and related business administrative occupations	NOC Skill Level B	38	42	15

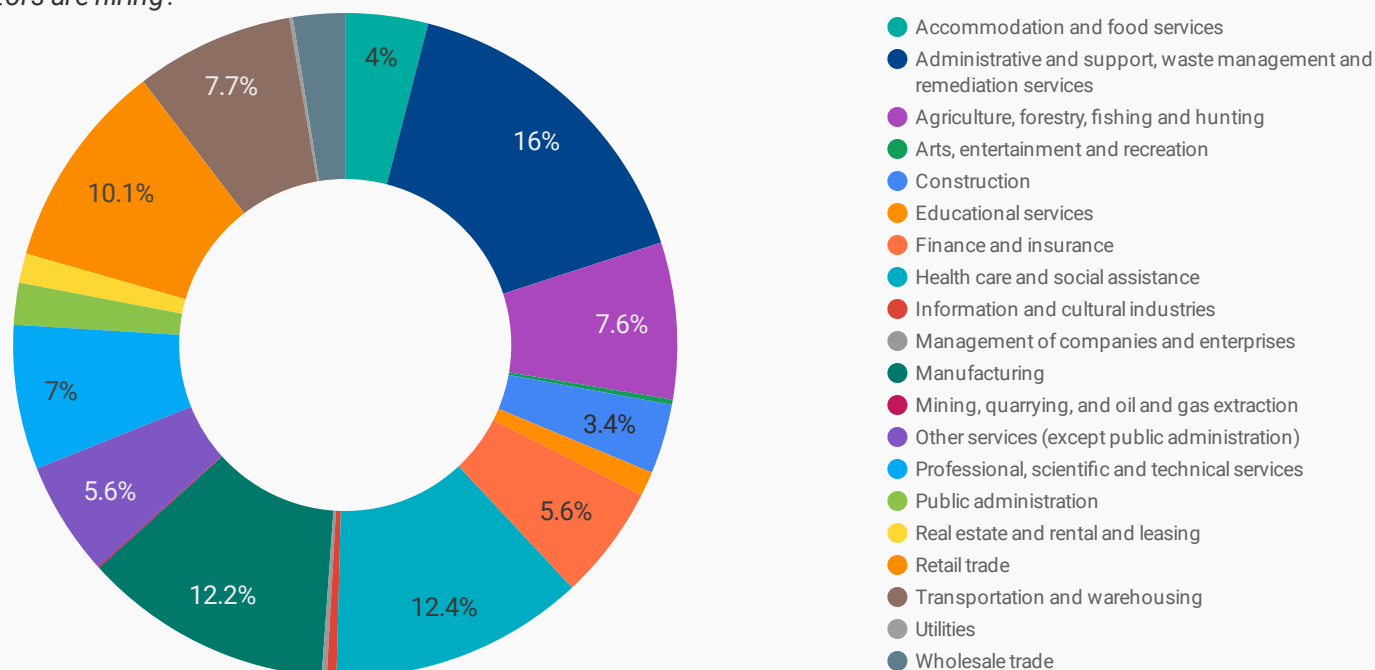
## JOB POSTINGS BY 3-DIGIT NATIONAL OCCUPATION CLASSIFICATION

*What jobs are hard to fill and/or in-demand?*

	3 DIGIT NOC	3 DIGIT NOC NAME	SKILL LEVEL	POSTING COUNT ▾	AVG POSTING LENGTH IN DAYS	MEDIAN POSTING LENGTH IN DAYS
1.	751	Motor vehicle and transit drivers	NOC Skill Level C	224	34	15
2.	441	Home care providers and educational support occupations	NOC Skill Level C	147	14	15
3.	843	Agriculture and horticulture workers	NOC Skill Level C	132	35	16
4.	723	Machining, metal forming, shaping and erecting trades	NOC Skill Level B	110	43	15
5.	642	Retail salespersons	NOC Skill Level C	108	31	15
6.	745	Longshore workers and material handlers	NOC Skill Level C	99	23	15
7.	124	Office administrative assistants - general, legal and medical	NOC Skill Level B	98	29	15
8.	961	Labourers in processing, manufacturing and utilities	NOC Skill Level D	94	58	15
9.	673	Cleaners	NOC Skill Level D	90	26	15
10.	654	Security guards and related security service occupations	NOC Skill Level C	65	13	14
11.	111	Auditors, accountants and investment professionals	NOC Skill Level A	57	15	15
12.	152	Supply chain logistics, tracking and scheduling co-ordination occupations	NOC Skill Level C	56	18	15
13.	122	Administrative and regulatory occupations	NOC Skill Level B	54	19	15
14.	223	Technical occupations in civil, mechanical and industrial engineering	NOC Skill Level B	52	37	15
15.	217	Computer and information systems professionals	NOC Skill Level A	52	15	7
16.	143	Financial, insurance and related administrative support workers	NOC Skill Level C	51	18	15
17.	655	Customer and information services representatives	NOC Skill Level C	50	51	15
18.	941	Machine operators and related workers in mineral and metal products processing and manufacturing	NOC Skill Level C	49	52	15
19.	062	Retail and wholesale trade managers	NOC Skill Level A	49	27	15
20.	671	Food counter attendants, kitchen helpers and related support occupations	NOC Skill Level D	48	47	15
21.	731	Machinery and transportation equipment mechanics (except motor vehicles)	NOC Skill Level B	44	18	15
22.	632	Chefs and cooks	NOC Skill Level B	44	30	15
23.	301	Professional occupations in nursing	NOC Skill Level A	43	19	13
24.	622	Technical sales specialists in wholesale trade and retail and wholesale buyers	NOC Skill Level B	42	50	15
25.	213	Civil, mechanical, electrical and chemical engineers	NOC Skill Level A	41	19	15
26.	341	Assisting occupations in support of health services	NOC Skill Level C	38	19	15
27.	131	Finance, insurance and related business administrative occupations	NOC Skill Level B	38	42	15

## TOP HIRING SECTORS (2 DIGIT NAICS CODE)

What sectors are hiring?



TOP HIRING SECTORS (2 DIGIT NAICS CODE)		NAICS CODE	POSTING COUNT	AVG POSTING DAYS	MEDIAN POSTING LENGTH IN DAYS
1.	Administrative and support, waste management and remediation services	56	500	38.7	15
2.	Manufacturing	31-33	365	32.2	15
3.	Health care and social assistance	62	359	21.1	15
4.	Retail trade	44-45	286	31.4	15
5.	Agriculture, forestry, fishing and hunting	11	257	25.7	15
6.	Professional, scientific and technical services	54	230	18.0	15
7.	Transportation and warehousing	48-49	218	35.3	15
8.	Other services (except public administration)	81	150	25.0	15
9.	Finance and insurance	52	148	11.2	10
10.	Accommodation and food services	72	129	84.2	15
11.	Construction	23	108	38.8	15
12.	Public administration	91	79	27.1	15
13.	Wholesale trade	41	78	17.6	15
14.	Real estate and rental and leasing	53	41	30.7	15
15.	Educational services	61	39	34.7	15
16.	Information and cultural industries	51	14	13.6	15
17.	Arts, entertainment and recreation	71	8	107.4	15
18.	Management of companies and enterprises	55	6	15.0	15
19.	Utilities	22	4	30.0	30
20.	Mining, quarrying, and oil and gas extraction	21	3	24.7	15

NOTE: NAICS code 56 includes Employment Agencies. Manufacturing includes codes 31-33, Retail Trade includes codes 44-45 and Transportation and Warehousing includes codes 48-49.

## TOP HIRING SECTORS (3 DIGIT NAICS CODE)

What sectors are hiring?

	NAICS CODE	TOP HIRING SECTORS (3 DIGIT NAICS)	POSTING COUNT ▾	AVERAGE POSTING LENGTH IN DAYS	MEDIAN POSTING LENGTH IN DAYS
1.	561	Administrative and support services	485	39.6	15
2.	111	Crop production	250	25.4	15
3.	541	Professional, scientific and technical services	230	18.0	15
4.	623	Nursing and residential care facilities	133	16.1	15
5.	621	Ambulatory health care services	126	19.4	15
6.	722	Food services and drinking places	115	86.1	15
7.	492	Couriers and messengers	110	13.2	5
8.	336	Transportation equipment manufacturing	102	19.9	15
9.	484	Truck transportation	95	49.6	15
1...	333	Machinery manufacturing	90	36.8	15
1...	813	Religious, grant-making, civic, and professional and similar organizations	85	20.2	15
1...	522	Credit intermediation and related activities	69	12.8	15
1...	913	Local, municipal and regional public administration	66	26.0	15
1...	624	Social assistance	65	40.6	15
1...	453	Miscellaneous store retailers	60	27.0	15
1...	332	Fabricated metal product manufacturing	58	71.1	15
1...	445	Food and beverage stores	54	15.7	15
1...	238	Specialty trade contractors	52	40.9	15
1...	444	Building material and garden equipment and supplies dealers	46	16.2	15
2...	812	Personal and laundry services	43	33.9	14
2...	611	Educational services	39	34.7	15
2...	524	Insurance carriers and related activities	37	14.6	15
2...	622	Hospitals	35	9.3	9
2...	446	Health and personal care stores	34	13.5	15
2...	452	General merchandise stores	33	19.4	11
2...	339	Miscellaneous manufacturing	33	9.6	15
2...	311	Food manufacturing	29	19.3	15
2...	413	Food, beverage and tobacco merchant wholesalers	29	22.4	15
2...	237	Heavy and civil engineering construction	29	29.6	15
3	236	Construction of buildings	27	46.2	15

## TOP HIRING SECTORS (4 DIGIT NAICS CODE)

What sectors are hiring?

	NAICS CODE	TOP HIRING SECTORS (4 DIGIT NAICS)	POSTING COUNT ▾	AVERAGE POSTING LENGTH IN DAYS	MEDIAN POSTING DAYS IN LENGTH
1.	5613	Employment services	358	49.6	15
2.	1119	Other crop farming	191	21.8	15
3.	7225	Full-service restaurants and limited-service eating places	110	89.6	15
4.	6231	Nursing care facilities	88	16.5	15
5.	4841	General freight trucking	85	54.2	15
6.	8134	Civic and social organizations	82	20.3	15
7.	9139	Other local, municipal and regional public administration	65	25.0	15
8.	3363	Motor vehicle parts manufacturing	58	18.0	15
9.	4539	Other miscellaneous store retailers	58	26.8	15
10.	5221	Depository credit intermediation	57	12.4	15
11.	5413	Architectural, engineering and related services	57	20.1	15
12.	4922	Local messengers and local delivery	56	14.6	2
13.	4921	Couriers	54	11.7	9
14.	1114	Greenhouse, nursery and floriculture production	51	35.4	15
15.	5419	Other professional, scientific and technical services	51	23.3	15
16.	6241	Individual and family services	48	18.5	15
17.	4451	Grocery stores	47	15.6	15
18.	5416	Management, scientific and technical consulting services	46	16.2	15
19.	3335	Metalworking machinery manufacturing	46	49.4	15
20.	5616	Investigation and security services	46	10.6	15
21.	6233	Community care facilities for the elderly	45	15.4	15
22.	5617	Services to buildings and dwellings	43	24.3	15
23.	3361	Motor vehicle manufacturing	39	21.0	15
24.	4441	Building material and supplies dealers	37	13.2	15
25.	6221	General medical and surgical hospitals	35	9.3	9
26.	4461	Health and personal care stores	34	13.5	15
27.	4529	Other general merchandise stores	33	19.4	11
28.	6213	Offices of other health practitioners	33	17.6	15
29.	6214	Out-patient care centres	33	27.0	15
30.	5242	Agencies, brokerages and other insurance related activities	32	14.8	15

## TOP HIRING SECTORS (5 DIGIT NAICS CODE)

What sectors are hiring?

	NAICS CODE	TOP HIRING SECTORS (5 DIGIT NAICS)	POSTING COUNT ▾	AVERAGE POSTING LENGTH IN DAYS	MEDIAN POSTING LENGTH IN DAYS
1.	56131	Employment placement agencies and executive search services	358	49.6	15
2.	11199	All other crop farming	191	21.8	15
3.	72251	Full-service restaurants and limited-service eating places	110	89.6	15
4.	62311	Nursing care facilities	88	16.5	15
5.	81341	Civic and social organizations	82	20.3	15
6.	48412	General freight trucking, long distance	79	57.0	15
7.	91391	Other local, municipal and regional public administration	65	25.0	15
8.	49221	Local messengers and local delivery	56	14.6	2
9.	49211	Couriers	54	11.7	9
10.	54133	Engineering services	52	20.0	15
11.	33637	Motor vehicle metal stamping	47	18.1	15
12.	33351	Metalworking machinery manufacturing	46	49.4	15
13.	52211	Banking	46	9.6	8
14.	45399	All other miscellaneous store retailers	45	17.7	15
15.	44511	Supermarkets and other grocery (except convenience) stores	45	15.6	15
16.	62331	Community care facilities for the elderly	45	15.4	15
17.	33611	Automobile and light-duty motor vehicle manufacturing	38	20.2	15
18.	11142	Nursery and floriculture production	36	35.1	15
19.	62211	General medical and surgical hospitals	35	9.3	9
20.	62149	Other out-patient care centres	33	27.0	15
21.	44413	Hardware stores	33	14.6	15
22.	54121	Accounting, tax preparation, bookkeeping and payroll services	32	8.9	3
23.	45299	All other general merchandise stores	32	18.7	11
24.	52421	Insurance agencies and brokerages	30	14.6	15
25.	62121	Offices of dentists	29	18.9	15
26.	33221	Cutlery and hand tool manufacturing	29	15.7	15
27.	62419	Other individual and family services	28	19.9	15
28.	52691	Open-end investment funds	26	1.6	1
29.	54191	Marketing research and public opinion polling	24	14.0	15
30.	54161	Management consulting services	24	14.1	13.5

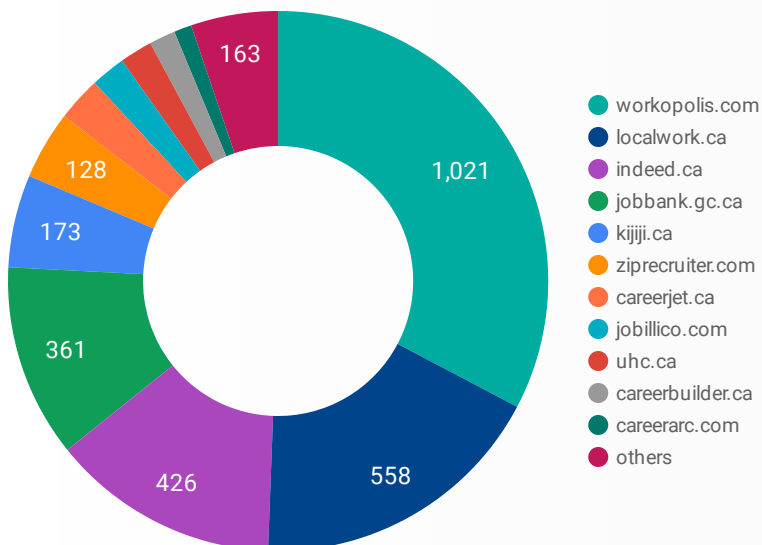
## TOP HIRING SECTORS (6 DIGIT NAICS CODE)

What sectors are hiring?

	NAICS CODE	TOP HIRING SECTORS (6 DIGIT NAICS)	POSTING COUNT ▼	AVG POSTING LENGTH IN DAYS	MEDIAN POSTING LENGTH IN DAYS
1.	561310	Employment placement agencies and executive search services	358	49.6	15
2.	111993	Fruit and vegetable combination farming	131	22.9	15
3.	623110	Nursing care facilities	88	16.5	15
4.	813410	Civic and social organizations	82	20.3	15
5.	484122	General freight trucking, long distance, less than truck-load	71	62.5	15
6.	722512	Limited-service eating places	66	116.4	15
7.	913910	Other local, municipal and regional public administration	65	25.0	15
8.	111999	All other miscellaneous crop farming	60	19.3	15
9.	492210	Local messengers and local delivery	56	14.6	2
10.	492110	Couriers	54	11.7	9
11.	541330	Engineering services	52	20.0	15
12.	336370	Motor vehicle metal stamping	47	18.1	15
13.	522111	Personal and commercial banking industry	46	9.6	8
14.	445110	Supermarkets and other grocery (except convenience) stores	45	15.6	15
15.	453999	All other miscellaneous store retailers (except beer and wine-making supplies stores)	45	17.7	15
16.	623310	Community care facilities for the elderly	45	15.4	15
17.	722511	Full-service restaurants	44	35.0	15
18.	333511	Industrial mould manufacturing	39	54.8	15
19.	336110	Automobile and light-duty motor vehicle manufacturing	38	20.2	15
20.	111421	Nursery and tree production	36	35.1	15
21.	622111	General (except paediatric) hospitals	35	9.3	9
22.	444130	Hardware stores	33	14.6	15
23.	621494	Community health centres	32	27.6	15
24.	452999	All other miscellaneous general merchandise stores	32	18.7	11
25.	524210	Insurance agencies and brokerages	30	14.6	15
26.	621210	Offices of dentists	29	18.9	15
27.	332210	Cutlery and hand tool manufacturing	29	15.7	15
28.	624190	Other individual and family services	28	19.9	15
29.	526913	Mortgage funds	26	1.6	1

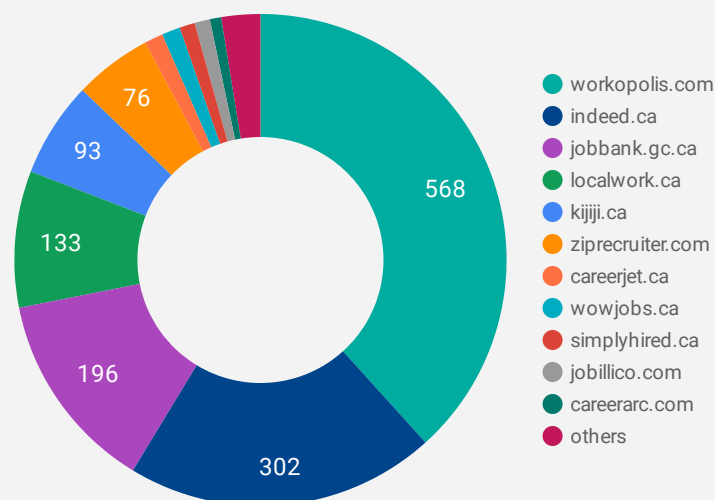
## JOB POSTINGS BY JOB BOARD

What share of unique job postings appear on each job board?



## COMPANIES BY JOB BOARD

What share of unique job postings appear on each job board?



## JOB POSTING DETAILS BY JOB BOARD

How does job posting activity differ by job board?

	JOB BOARD	POSTING COUNT	AVG POSTING LENGTH IN DAYS	MEDIAN POSTING LENGTH IN DAYS	# OF COMPANIES
1.	workopolis.com	1,021	15	15	568
2.	localwork.ca	558	5	3	133
3.	indeed.ca	426	140	41	302
4.	jobbank.gc.ca	361	35	22.5	196
5.	kijiji.ca	173	15	15	93
6.	ziprecruiter.com	128	16	16	76
7.	careerjet.ca	83	5	4	18
8.	jobillico.com	65	14	10	15
9.	uhc.ca	61	40	41	1
10.	careerbuilder.ca	49	12	9	6
11.	careerarc.com	33	28	12	11
12.	careers.learmington.ca	26	15	15	1
13.	wowjobs.ca	24	16	16	18
14.	workforcenow.adp.com	21	34	23	2
15.	simplyhired.ca	20	16	16	15
16.	citywindsor.ca	16	84	80	2
17.	canadianexecutivesearch.com	11	43	50	1