

JOB DEMAND REPORT

DECEMBER 2020

Job posting data collected by Workforce WindsorEssex from job boards and employer websites who recruit candidates in Windsor-Essex.

HIGHLIGHTS

JOB POSTINGS BY THE NUMBERS

TOTAL POSTINGS	NEW THIS MONTH	COMPANIES	JOB BOARDS
3,089	1,782	1,066	35

OF DAYS POSTED

AVERAGE	MEDIAN
18	15

REPORT BUILDER

The default filter selection below will show all job demand data for the month. You can use the filters to create a customized report for the purpose of understanding a subset of the data.

OCCUPATION FILTERS

SPECIFIC JOB TAGS ▾

JOB TYPE ▾

JOB DURATION ▾

ADDITIONAL LANGUAGE ▾

SKILL LEVEL ▾

SKILL TYPE NAME / 1-DIGIT NOC ▾

MAJOR GROUP / 2-DIGIT NOC ▾

MINOR GROUP / 3-DIGIT NOC ▾

UNIT GROUP / 4-DIGIT NOC ▾

INDUSTRY/SECTOR FILTERS

HIRING SECTOR BY 2-DIGIT NAICS CODE ▾

HIRING SECTOR BY 3-DIGIT NAICS CODE ▾

HIRING SECTOR BY 4-DIGIT NAICS CODE ▾

HIRING SECTOR BY 5-DIGIT NAICS CODE ▾

HIRING SECTOR BY 6-DIGIT NAICS CODE ▾

OTHER FILTERS

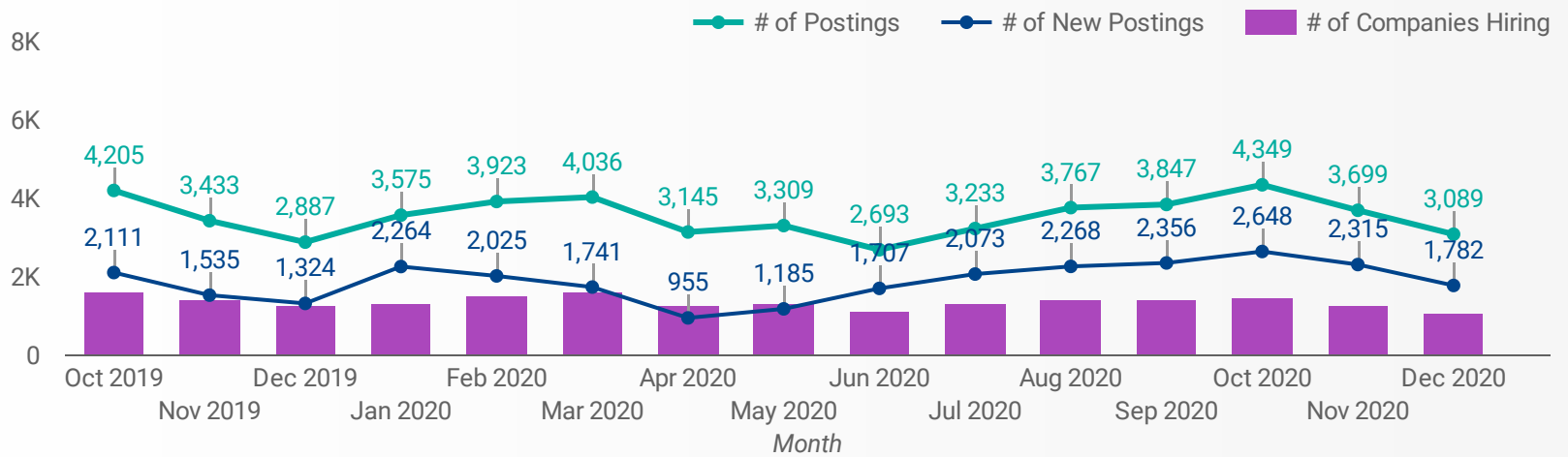
MUNICIPALITY ▾

JOB BOARD ▾

NOC = National Occupation Classification | NAICS = North American Industry Classification System

JOB POSTINGS BY MONTH

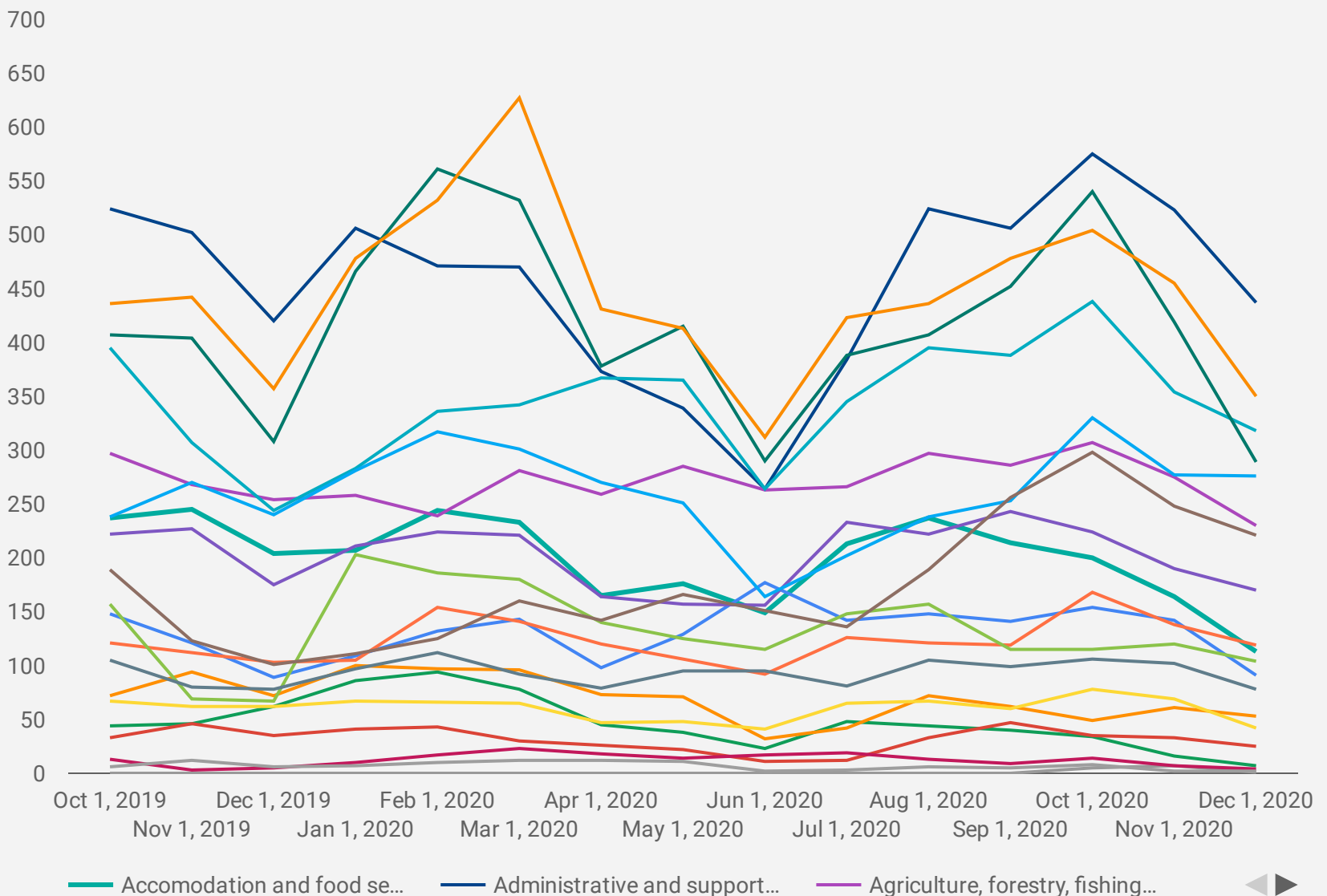
How many job postings were active for at least 1 day this month?



NOTE: This graph cannot be filtered using the controls on the cover page

JOB POSTINGS BY SECTOR BY MONTH

How many job postings were active for at least 1 day this month?



NOTE: This graph cannot be filtered using the controls on the cover page

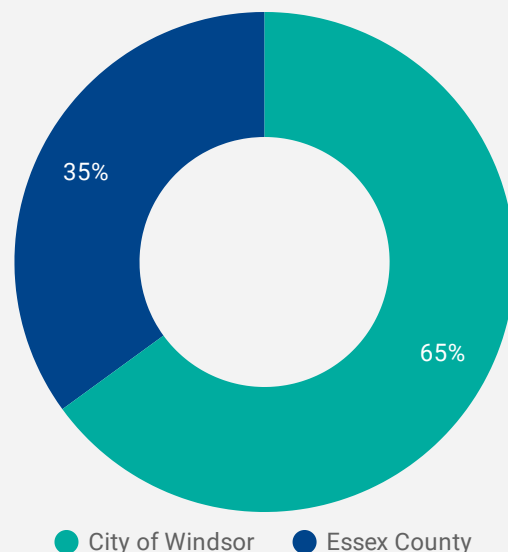
JOB POSTINGS BY MUNICIPALITY

Where are job opportunities being offered?

	MUNICIPALITY	POSTING COUNT	AVG POSTING LENGTH IN DAYS	MEDIAN POSTING LENGTH IN DAYS
1.	City of Windsor	1,993	17	15
2.	Municipality of Leamington	325	21	15
3.	Town of Kingsville	214	25	16
4.	Town of Tecumseh	162	16	15
5.	Town of Essex	138	23	16
6.	Town of LaSalle	95	8	3
7.	Town of Lakeshore	73	20	16
8.	Town of Amherstburg	66	17	15
9.	Municipality of Pelee Island	1	16	16

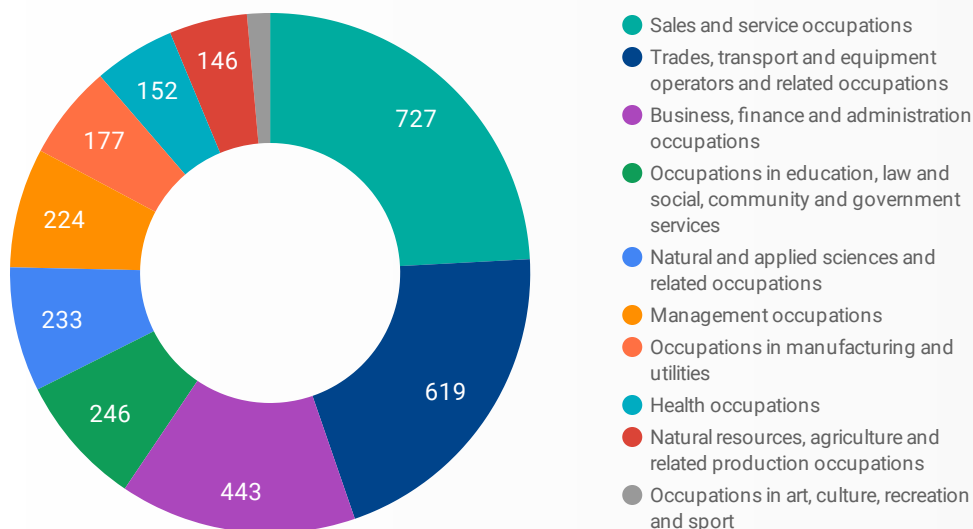
URBAN & RURAL DEMAND

Job Postings by Location



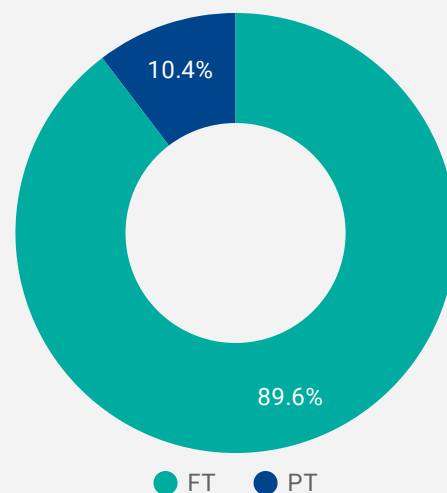
JOB POSTINGS BY SKILL TYPE

What skill type is being recruited?



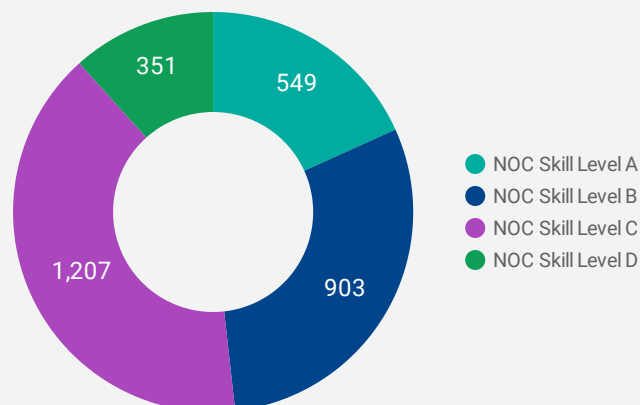
JOB TYPE

Full-time vs Part-time



JOB POSTINGS BY SKILL LEVEL

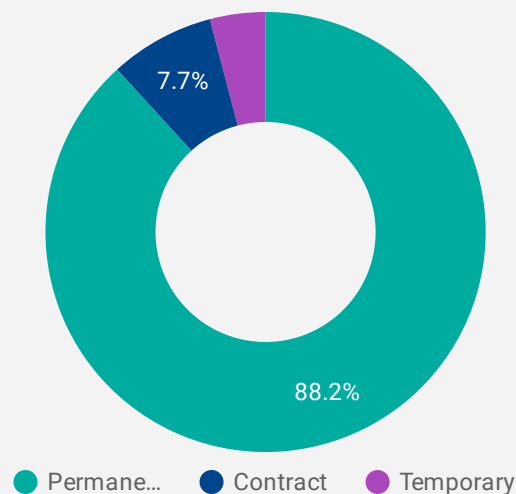
What education do occupations typically require?



Skill Level A = Usually University education | Skill Level B = Usually College education or Apprenticeship training | Skill Level C = Usually Secondary education or occupation-specific training | Skill Level D = Usually on-the-job training

JOB DURATION

Permanency of jobs posted



TOP OCCUPATIONS

What kind of jobs are in-demand?

	4 DIGIT NOC NAME	POSTINGS
1.	Transport truck drivers	151
2.	Retail salespersons	137
3.	Home support workers, housekeepers and related occupations	115
4.	Material handlers	88
5.	Nursery and greenhouse workers	84
6.	Other customer and information services representatives	74
7.	Administrative assistants	73
8.	Security guards and related security service occupations	57
9.	Delivery and courier service drivers	55
10.	Retail and wholesale trade managers	50
11.	Cooks	47
12.	Store shelf stockers, clerks and order fillers	46
13.	Other labourers in processing, manufacturing and utilities	45
14.	Light duty cleaners	44
15.	Janitors, caretakers and building superintendents	43
16.	Food counter attendants, kitchen helpers and related support occupations	42
17.	General farm workers	33
18.	Accounting technicians and bookkeepers	31
19.	Registered nurses and registered psychiatric nurses	29
20.	Financial auditors and accountants	29
21.	Tool and die makers	28
22.	Metalworking and forging machine operators	27
23.	Construction trades helpers and labourers	26
24.	Program leaders and instructors in recreation, sport and fitness	26
25.	Landscape and horticulture technicians and specialists	26
26.	Labourers in food and beverage processing	25
27.	Shippers and receivers	25
28.	Welders and related machine operators	24
29.	Retail and wholesale buyers	24

1 - 50 / 278



TOP EMPLOYERS/AGENCIES

Who is hiring?

	COMPANY	POSTINGS
1.	Kijiji Jobs	88
2.	Unemployed Help Centre of Windsor Inc. (UHC)	64
3.	UPS Canada	60
4.	Loblaw Companies Limited	58
5.	Intuit	53
6.	PROSTAFF Employment Solutions	45
7.	Personnel by Elsie	45
8.	Electromac	38
9.	Home Depot of Canada Inc.	35
10.	Municipality of Leamington	32
11.	Windsor Women Working with Immigrant Women	31
12.	Windsor, Corporation of the City of	28
13.	Walmart	24
14.	Mastronardi Produce Limited	23
15.	Goudreau Personnel by Swinton Ltd.	22
16.	Sunrise Senior Living	22
17.	We Check	20
18.	Hinduja Global Solutions	19
19.	Windsor Regional Hospital	19
20.	Mucci Farms Ltd.	19
21.	Walmart Canada	17
22.	Canadian Executive Search Group Inc	17
23.	University of Windsor	17
24.	Nature Fresh Farms Inc.	17
25.	Lakeside Produce Inc	17
26.	GardaWorld	16
27.	Starbucks Coffee Canada	15
28.	Chartwell Retirement Residences	15

1 - 50 / 1076



OCCUPATIONS BY FREQUENCY & LENGTH OF JOB POSTINGS

What jobs are hard to fill and/or in-demand?

	4 DIGIT NOC	4 DIGIT NOC NAME	SKILL LEVEL	POSTING COUNT	AVG POSTING LENGTH IN DAYS	MEDIAN POSTING LENGTH IN DAYS
1.	7511	Transport truck drivers	NOC Skill Level C	151	18	15
2.	6421	Retail salespersons	NOC Skill Level C	137	15	13
3.	4412	Home support workers, housekeepers and related occupations	NOC Skill Level C	115	14	15
4.	7452	Material handlers	NOC Skill Level C	88	15	15
5.	8432	Nursery and greenhouse workers	NOC Skill Level C	84	41	32
6.	6552	Other customer and information services representatives	NOC Skill Level C	74	14	8
7.	1241	Administrative assistants	NOC Skill Level B	73	17	15
8.	6541	Security guards and related security service occupations	NOC Skill Level C	57	16	15
9.	7514	Delivery and courier service drivers	NOC Skill Level C	55	14	15
10.	621	Retail and wholesale trade managers	NOC Skill Level A	50	11	9.5
11.	6322	Cooks	NOC Skill Level B	47	30	15.5
12.	6622	Store shelf stockers, clerks and order fillers	NOC Skill Level D	46	12	15
13.	9619	Other labourers in processing, manufacturing and utilities	NOC Skill Level D	45	37	16
14.	6731	Light duty cleaners	NOC Skill Level D	44	13	15
15.	6733	Janitors, caretakers and building superintendents	NOC Skill Level D	43	16	15
16.	6711	Food counter attendants, kitchen helpers and related support occupations	NOC Skill Level D	42	12	15
17.	8431	General farm workers	NOC Skill Level C	33	35	24
18.	1311	Accounting technicians and bookkeepers	NOC Skill Level B	31	19	15
19.	3012	Registered nurses and registered psychiatric nurses	NOC Skill Level A	29	12	15.5
20.	1111	Financial auditors and accountants	NOC Skill Level A	29	9	4
21.	7232	Tool and die makers	NOC Skill Level B	28	16	15
22.	9416	Metalworking and forging machine operators	NOC Skill Level C	27	20	15.5
23.	7611	Construction trades helpers and labourers	NOC Skill Level D	26	18	16
24.	5254	Program leaders and instructors in recreation, sport and fitness	NOC Skill Level B	26	11	11.5
25.	2225	Landscape and horticulture technicians and specialists	NOC Skill Level B	26	30	15
26.	9617	Labourers in food and beverage processing	NOC Skill Level D	25	20	16
27.	1521	Shippers and receivers	NOC Skill Level C	25	16	15
28.	7237	Welders and related machine operators	NOC Skill Level B	24	24	16
29.	6222	Retail and wholesale buyers	NOC Skill Level B	24	16	15
30.	1122	Banking, credit and other investment managers	NOC Skill Level A	22	11	15

MULTILINGUAL JOB POSTINGS BY THE NUMBERS

ACTIVE POSTINGS
162

NEW POSTINGS
122

COMPANIES
68

UNIQUE LANGUAGES
7

OF DAYS POSTED

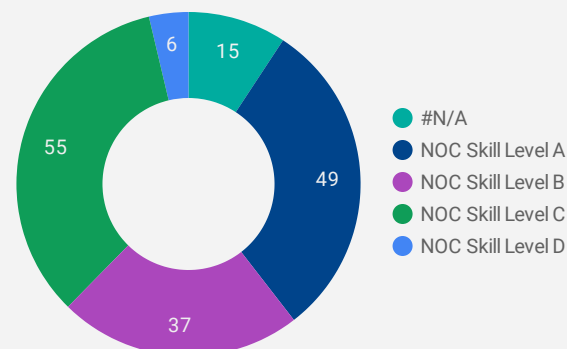
AVERAGE
12

MEDIAN
12

MULTILINGUAL JOB POSTINGS BY SKILL LEVEL

What language skills are employers looking for by occupational skill level?

- 49** Skill Level A - Management/ Professional Occupations usually requiring University
- 37** Skill Level B - Usually college education or apprenticeship training
- 55** Skill Level C - Usually secondary education or occupation-specific training
- 6** Skill Level D - Usually on-the-job training



JOB POSTINGS BY LANGUAGE SKILL

How many job postings require specific language skills?

Arabic Language Jobs
2

African Dialect Language Jobs
0

Cantonese Language Jobs
0

Chinese Language Jobs
2

French Language Jobs
126

German Language Jobs
0

Italian Language Jobs
0

Japanese Language Jobs
0

Mandarin Language Jobs
2

Portuguese Language Jobs
0

Punjabi Language Jobs
2

Spanish Language Jobs
13

Thai Language Jobs
0

Vietnamese Language Jobs
0

DEMAND FOR FRENCH BY JOB

How many job postings require French skills

4 DIGIT NOC NAME	FRENCH
1. Other customer and information services representatives	16
2. Retail salespersons	12
3. Financial auditors and accountants	11
4. Lawyers and Quebec notaries	6

MULTILINGUAL HIRING EMPLOYERS

Which employers are seeking multilingual candidates?

COMPANY	POSTINGS
1. Intuit	49
2. Windsor Regional Hospital	10
3. BELL MEDIA INC.	5
4. Menzies Automotive Group	4
5. Desjardins	4
6. RGBSI	3
7. FedEx Express Canada	3
8. Windsor GRIP ON GOLF	3
9. ProPharma Group	3
10. Crazy Chicken	2
11. Sun-Brite Foods Inc.	2
12. Collège Boréal	2
13. Synterra	2
14. Victorian Order of Nurses / VON Canada	2
15. Unemployed Help Centre of Windsor Inc. (UHC)	2
16. Windsor Women Working with Immigrant Women	2
17. Kijiji Jobs	2
18. Accenture	2

MULTILINGUAL JOB DEMAND BY 4-DIGIT NOC

What occupations seek Language Skills?

4 DIGIT NOC NAME	FRENCH ...	AFRICAN	ARABIC	CANTONESE	CHINESE	GERMAN	ITALIAN	JAPANESE	MANDARIN	PORTUGUESE	PUNJABI	SPANISH	THAI	VIETNAMESE
1. Other customer and information services representatives	...	0	0	0	0	0	0	0	0	0	0	1	0	0
2. Retail salespersons	...	0	0	0	0	0	0	0	0	0	0	1	0	0
3. Financial auditors and accountants	...	0	0	0	0	0	0	0	0	0	0	0	0	0
4. Lawyers and Quebec notaries	6	0	0	0	0	0	0	0	0	0	0	0	0	0
5. Security guards and related security service occupations	6	0	0	0	0	0	0	0	0	0	0	0	0	0
6. Registered nurses and registered psychiatric nurses	5	0	0	0	0	0	0	0	0	0	0	0	0	0
7. Social workers	5	0	0	0	0	0	0	0	0	0	0	0	0	0
8. Announcers and other broadcasters	5	0	0	0	0	0	0	0	0	0	0	0	0	0
9. General office support workers	4	0	0	0	0	0	0	0	0	0	0	0	0	0
10. Medical sonographers	4	0	0	0	0	0	0	0	0	0	0	0	0	0
11. Labourers in food and beverage processing	3	0	0	0	0	0	0	0	0	0	0	0	0	0
12. Delivery and courier service drivers	3	0	0	0	0	0	0	0	0	0	0	0	0	0
13. Other financial officers	3	0	0	0	0	0	0	0	0	0	0	0	0	0
14. Financial managers	3	0	0	0	1	0	0	0	0	0	0	0	0	0
15. Administrative assistants	3	0	0	0	0	0	0	0	0	0	0	0	0	0
16. Accounting technicians and bookkeepers	3	0	0	0	0	0	0	0	0	0	0	0	0	0
17. Advertising, marketing and public relations managers	2	0	0	0	0	0	0	0	0	0	0	0	0	0
18. Licensed practical nurses	2	0	0	0	0	0	0	0	0	0	0	0	0	0
19. Home child care providers	2	0	0	0	0	0	0	0	0	0	0	0	0	0
20. Other instructors	1	0	0	0	0	0	0	0	0	0	0	0	0	0
21. Economists and economic policy researchers and analysts	1	0	0	0	0	0	0	0	0	0	0	0	0	0
22. Welders and related machine operators	1	0	0	0	0	0	0	0	0	0	0	0	0	0
23. Telecommunications installation and repair workers	1	0	0	0	0	0	0	0	0	0	0	0	0	0
24. Food and beverage servers	1	0	0	0	0	0	0	0	0	0	0	0	0	0
25. Administrators - post-secondary education and vocational training	1	0	0	0	0	0	0	0	0	0	0	0	0	0

JOB POSTINGS BY 2-DIGIT NATIONAL OCCUPATION CLASSIFICATION

What jobs are hard to fill and/or in-demand?

	2 DIGIT NOC	3 DIGIT NOC NAME	SKILL LEVEL	POSTING COUNT ▾	AVG POSTING LENGTH IN DAYS	MEDIAN POSTING LENGTH IN DAYS
1.	75	Motor vehicle and transit drivers	NOC Skill Level C	217	17	15
2.	64	Retail salespersons	NOC Skill Level C	137	15	13
3.	44	Home care providers and educational support occupations	NOC Skill Level C	124	15	15
4.	84	Agriculture and horticulture workers	NOC Skill Level C	117	39	31
5.	67	Cleaners	NOC Skill Level D	94	14	15
6.	12	Office administrative assistants - general, legal and medical	NOC Skill Level B	89	17	15
7.	74	Longshore workers and material handlers	NOC Skill Level C	88	15	15
8.	72	Machining, metal forming, shaping and erecting trades	NOC Skill Level B	79	31	15
9.	01	Senior managers - construction, transportation, production and utilities	NOC Skill Level A	79	20	15
10.	96	Labourers in processing, manufacturing and utilities	NOC Skill Level D	76	31	16
11.	65	Customer and information services representatives	NOC Skill Level C	74	14	8
12.	15	Supply chain logistics, tracking and scheduling co-ordination occupations	NOC Skill Level C	64	16	16
13.	65	Security guards and related security service occupations	NOC Skill Level C	57	16	15
14.	66	Other sales support and related occupations	NOC Skill Level D	57	12	15
15.	11	Auditors, accountants and investment professionals	NOC Skill Level A	52	12	12.5
16.	63	Chefs and cooks	NOC Skill Level B	52	28	15
17.	06	Retail and wholesale trade managers	NOC Skill Level A	50	11	9.5
18.	22	Technical occupations in civil, mechanical and industrial engineering	NOC Skill Level B	46	22	16
19.	94	Machine operators and related workers in mineral and metal products processing and manufacturing	NOC Skill Level C	43	17	15
20.	73	Machinery and transportation equipment mechanics (except motor vehicles)	NOC Skill Level B	43	26	15
21.	62	Technical sales specialists in wholesale trade and retail and wholesale buyers	NOC Skill Level B	42	16	15
22.	67	Food counter attendants, kitchen helpers and related support occupations	NOC Skill Level D	42	12	15
23.	12	Administrative and regulatory occupations	NOC Skill Level B	41	14	15
24.	13	Finance, insurance and related business administrative occupations	NOC Skill Level B	37	18	15
25.	14	Financial, insurance and related administrative support workers	NOC Skill Level C	37	13	15
26.	14	General office workers	NOC Skill Level C	37	23	15
27.	21	Computer and information systems professionals	NOC Skill Level A	36	12	15

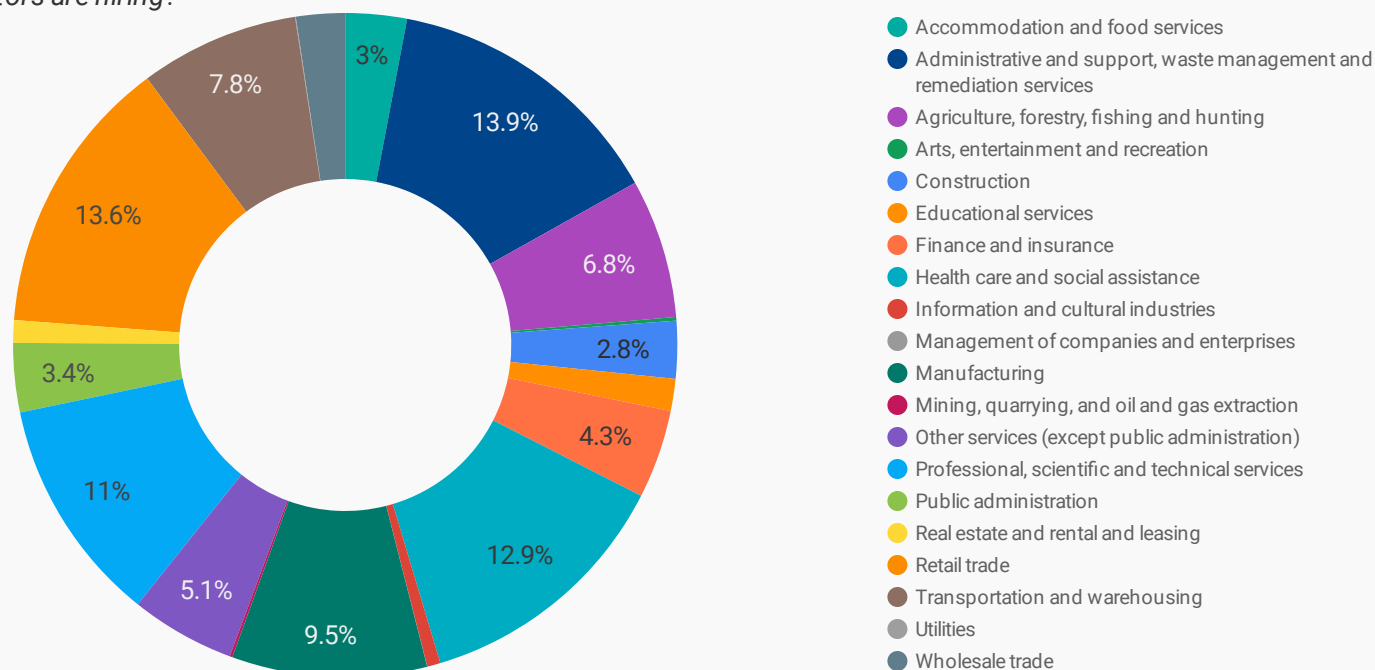
JOB POSTINGS BY 3-DIGIT NATIONAL OCCUPATION CLASSIFICATION

What jobs are hard to fill and/or in-demand?

	3 DIGIT NOC	3 DIGIT NOC NAME	SKILL LEVEL	POSTING COUNT ▾	AVG POSTING LENGTH IN DAYS	MEDIAN POSTING LENGTH IN DAYS
1.	751	Motor vehicle and transit drivers	NOC Skill Level C	217	17	15
2.	642	Retail salespersons	NOC Skill Level C	137	15	13
3.	441	Home care providers and educational support occupations	NOC Skill Level C	124	15	15
4.	843	Agriculture and horticulture workers	NOC Skill Level C	117	39	31
5.	673	Cleaners	NOC Skill Level D	94	14	15
6.	124	Office administrative assistants - general, legal and medical	NOC Skill Level B	89	17	15
7.	745	Longshore workers and material handlers	NOC Skill Level C	88	15	15
8.	723	Machining, metal forming, shaping and erecting trades	NOC Skill Level B	79	31	15
9.	961	Labourers in processing, manufacturing and utilities	NOC Skill Level D	76	31	16
10.	655	Customer and information services representatives	NOC Skill Level C	74	14	8
11.	152	Supply chain logistics, tracking and scheduling co-ordination occupations	NOC Skill Level C	64	16	16
12.	662	Other sales support and related occupations	NOC Skill Level D	57	12	15
13.	654	Security guards and related security service occupations	NOC Skill Level C	57	16	15
14.	111	Auditors, accountants and investment professionals	NOC Skill Level A	52	12	12.5
15.	632	Chefs and cooks	NOC Skill Level B	52	28	15
16.	062	Retail and wholesale trade managers	NOC Skill Level A	50	11	9.5
17.	011	Senior managers - construction, transportation, production and utilities	NOC Skill Level A	46	26	15
18.	223	Technical occupations in civil, mechanical and industrial engineering	NOC Skill Level B	46	22	16
19.	941	Machine operators and related workers in mineral and metal products processing and manufacturing	NOC Skill Level C	43	17	15
20.	731	Machinery and transportation equipment mechanics (except motor vehicles)	NOC Skill Level B	43	26	15
21.	671	Food counter attendants, kitchen helpers and related support occupations	NOC Skill Level D	42	12	15
22.	622	Technical sales specialists in wholesale trade and retail and wholesale buyers	NOC Skill Level B	42	16	15
23.	122	Administrative and regulatory occupations	NOC Skill Level B	41	14	15
24.	131	Finance, insurance and related business administrative occupations	NOC Skill Level B	37	18	15
25.	141	General office workers	NOC Skill Level C	37	23	15
26.	143	Financial, insurance and related administrative support workers	NOC Skill Level C	37	13	15
27.	217	Computer and information systems professionals	NOC Skill Level A	36	12	15

TOP HIRING SECTORS (2 DIGIT NAICS CODE)

What sectors are hiring?



TOP HIRING SECTORS (2 DIGIT NAICS CODE) ^		NAICS CODE	POSTING COUNT	AVG POSTING DAYS	MEDIAN POSTING LENGTH IN DAYS
1.	Accommodation and food services	72	113	23.9	15
2.	Administrative and support, waste management and remediation services	56	437	19.3	15
3.	Agriculture, forestry, fishing and hunting	11	230	32.6	16
4.	Arts, entertainment and recreation	71	7	15.5	15
5.	Construction	23	91	16.6	16
6.	Educational services	61	53	17.9	15
7.	Finance and insurance	52	119	13.6	15
8.	Health care and social assistance	62	318	14.0	15
9.	Information and cultural industries	51	25	12.5	15
10.	Management of companies and enterprises	55	1	16.0	16
11.	Manufacturing	31-33	289	16.7	15
12.	Mining, quarrying, and oil and gas extraction	21	4	24.0	24
13.	Other services (except public administration)	81	170	21.9	15
14.	Professional, scientific and technical services	54	276	14.0	15
15.	Public administration	91	104	22.2	15
16.	Real estate and rental and leasing	53	42	16.5	15
17.	Retail trade	44-45	358	13.0	14
18.	Transportation and warehousing	48-49	221	14.2	15
19.	Utilities	22	2	35.0	35
20.	Wholesale trade	41	78	21.3	16

NOTE: NAICS code 56 includes Employment Agencies. Manufacturing includes codes 31-33, Retail Trade includes codes 44-45 and Transportation and Warehousing includes codes 48-49.

TOP HIRING SECTORS (3 DIGIT NAICS CODE)

What sectors are hiring?

	NAICS CODE	TOP HIRING SECTORS (3 DIGIT NAICS)	POSTING COUNT ▾	AVERAGE POSTING LENGTH IN DAYS	MEDIAN POSTING LENGTH IN DAYS
1.	561	Administrative and support services	429	19.2	15
2.	541	Professional, scientific and technical services	276	14.0	15
3.	111	Crop production	220	32.5	16
4.	623	Nursing and residential care facilities	123	14.5	15
5.	621	Ambulatory health care services	112	14.0	15
6.	813	Religious, grant-making, civic, and professional and similar organizations	105	25.7	16
7.	722	Food services and drinking places	100	24.2	15
8.	484	Truck transportation	100	17.7	15
9.	492	Couriers and messengers	100	9.9	9
1...	336	Transportation equipment manufacturing	99	14.7	15
1...	913	Local, municipal and regional public administration	90	22.9	15
1...	444	Building material and garden equipment and supplies dealers	84	13.5	15
1...	445	Food and beverage stores	80	17.7	15
1...	453	Miscellaneous store retailers	72	8.6	6
1...	333	Machinery manufacturing	64	18.2	15
1...	624	Social assistance	64	14.1	15
1...	522	Credit intermediation and related activities	62	14.3	14.5
1...	238	Specialty trade contractors	55	17.3	16
1...	611	Educational services	53	17.9	15
2...	332	Fabricated metal product manufacturing	45	18.3	15
2...	812	Personal and laundry services	38	14.9	15
2...	413	Food, beverage and tobacco merchant wholesalers	34	19.2	16
2...	452	General merchandise stores	31	4.0	3
2...	524	Insurance carriers and related activities	27	15.8	15
2...	446	Health and personal care stores	27	13.3	15
2...	811	Repair and maintenance	27	16.3	15
2...	236	Construction of buildings	26	15.0	16
2...	448	Clothing and clothing accessories stores	22	10.4	6
2...	311	Food manufacturing	22	18.3	15.5
3	442	Furniture and home furnishings stores	21	12.7	15

TOP HIRING SECTORS (4 DIGIT NAICS CODE)

What sectors are hiring?

	NAICS CODE	TOP HIRING SECTORS (4 DIGIT NAICS)	POSTING COUNT ▾	AVERAGE POSTING LENGTH IN DAYS	MEDIAN POSTING DAYS IN LENGTH
1.	5613	Employment services	316	20.9	15
2.	1119	Other crop farming	161	25.4	16
3.	8134	Civic and social organizations	100	25.8	16
4.	4841	General freight trucking	97	17.9	15
5.	7225	Full-service restaurants and limited-service eating places	95	24.6	15
6.	9139	Other local, municipal and regional public administration	90	22.9	15
7.	6231	Nursing care facilities	85	13.6	15
8.	4441	Building material and supplies dealers	75	12.2	15
9.	4451	Grocery stores	71	17.6	15
10.	4539	Other miscellaneous store retailers	69	8.4	6
11.	4921	Couriers	68	10.2	9
12.	3363	Motor vehicle parts manufacturing	63	13.6	15
13.	5416	Management, scientific and technical consulting services	63	7.7	3
14.	5412	Accounting, tax preparation, bookkeeping and payroll services	62	5.4	3
15.	5413	Architectural, engineering and related services	58	21.4	16
16.	5419	Other professional, scientific and technical services	56	20.5	15
17.	6241	Individual and family services	54	14.0	15
18.	1114	Greenhouse, nursery and floriculture production	53	56.7	17
19.	5221	Depository credit intermediation	52	14.5	14
20.	5617	Services to buildings and dwellings	51	16.0	15
21.	6214	Out-patient care centres	39	13.9	15
22.	6233	Community care facilities for the elderly	38	16.7	15
23.	3335	Metalworking machinery manufacturing	34	22.5	15.5
24.	5616	Investigation and security services	33	16.8	15
25.	4922	Local messengers and local delivery	32	9.1	9.5
26.	4529	Other general merchandise stores	31	4.0	3
27.	3361	Motor vehicle manufacturing	31	17.5	16
28.	6213	Offices of other health practitioners	28	14.8	16
29.	4461	Health and personal care stores	27	13.3	15
30.	2382	Building equipment contractors	21	14.8	15.5

TOP HIRING SECTORS (5 DIGIT NAICS CODE)

What sectors are hiring?

	NAICS CODE	TOP HIRING SECTORS (5 DIGIT NAICS)	POSTING COUNT ▾	AVERAGE POSTING LENGTH IN DAYS	MEDIAN POSTING LENGTH IN DAYS
1.	56131	Employment placement agencies and executive search services	316	20.9	15
2.	11199	All other crop farming	161	25.4	16
3.	81341	Civic and social organizations	100	25.8	16
4.	72251	Full-service restaurants and limited-service eating places	95	24.6	15
5.	91391	Other local, municipal and regional public administration	90	22.9	15
6.	48412	General freight trucking, long distance	90	17.7	15
7.	62311	Nursing care facilities	85	13.6	15
8.	44413	Hardware stores	69	12.5	15
9.	44511	Supermarkets and other grocery (except convenience) stores	69	16.2	15
10.	49211	Couriers	68	10.2	9
11.	54121	Accounting, tax preparation, bookkeeping and payroll services	62	5.4	3
12.	45399	All other miscellaneous store retailers	61	8.8	6
13.	33637	Motor vehicle metal stamping	56	13.6	15
14.	54133	Engineering services	51	21.8	16
15.	54161	Management consulting services	41	6.1	3
16.	52211	Banking	41	11.3	13
17.	11142	Nursery and floriculture production	40	67.2	17
18.	62149	Other out-patient care centres	39	13.9	15
19.	62331	Community care facilities for the elderly	38	16.7	15
20.	33351	Metalworking machinery manufacturing	34	22.5	15.5
21.	54191	Marketing research and public opinion polling	32	18.4	16
22.	49221	Local messengers and local delivery	32	9.1	9.5
23.	45299	All other general merchandise stores	31	4.0	3
24.	33611	Automobile and light-duty motor vehicle manufacturing	30	17.5	16
25.	62412	Services for the elderly and persons with disabilities	26	9.4	9
26.	62419	Other individual and family services	26	18.6	16
27.	56162	Security systems services	23	17.3	15
28.	62161	Home health care services	21	11.3	15
29.	54169	Other scientific and technical consulting services	21	10.9	12
30.	41113	Nursery stock and plant merchant wholesalers	21	29.8	18

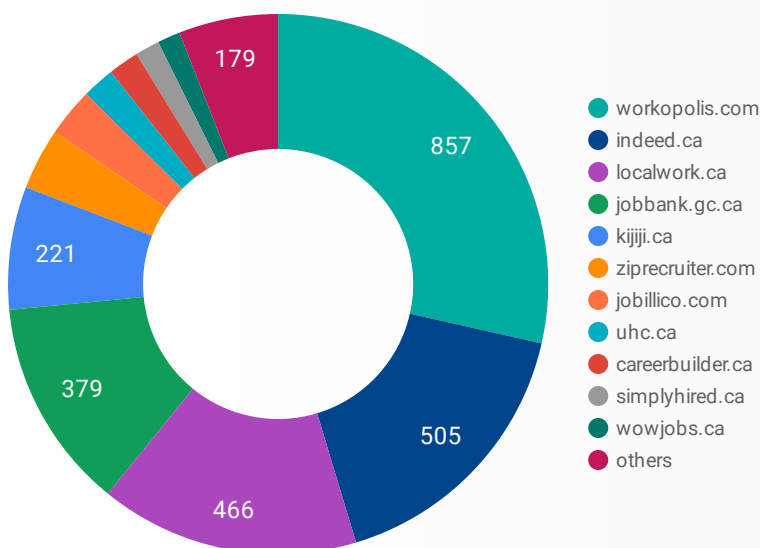
TOP HIRING SECTORS (6 DIGIT NAICS CODE)

What sectors are hiring?

	NAICS CODE	TOP HIRING SECTORS (6 DIGIT NAICS)	POSTING COUNT ▼	AVG POSTING LENGTH IN DAYS	MEDIAN POSTING LENGTH IN DAYS
1.	561310	Employment placement agencies and executive search services	316	20.9	15
2.	111993	Fruit and vegetable combination farming	108	22.6	15
3.	813410	Civic and social organizations	100	25.8	16
4.	913910	Other local, municipal and regional public administration	90	22.9	15
5.	484122	General freight trucking, long distance, less than truck-load	86	17.8	15
6.	623110	Nursing care facilities	85	13.6	15
7.	444130	Hardware stores	69	12.5	15
8.	445110	Supermarkets and other grocery (except convenience) stores	69	16.2	15
9.	492110	Couriers	68	10.2	9
10.	722512	Limited-service eating places	64	22.0	15
11.	453999	All other miscellaneous store retailers (except beer and wine-making supplies stores)	61	8.8	6
12.	336370	Motor vehicle metal stamping	56	13.6	15
13.	541213	Tax preparation services	55	4.5	3
14.	111999	All other miscellaneous crop farming	53	30.7	16
15.	541330	Engineering services	51	21.8	16
16.	522111	Personal and commercial banking industry	41	11.3	13
17.	111421	Nursery and tree production	40	67.2	17
18.	623310	Community care facilities for the elderly	38	16.7	15
19.	621494	Community health centres	36	13.6	15
20.	541910	Marketing research and public opinion polling	32	18.4	16
21.	492210	Local messengers and local delivery	32	9.1	9.5
22.	333511	Industrial mould manufacturing	31	21.3	15
23.	722511	Full-service restaurants	31	30.1	15.5
24.	452999	All other miscellaneous general merchandise stores	31	4.0	3
25.	336110	Automobile and light-duty motor vehicle manufacturing	30	17.5	16
26.	624120	Services for the elderly and persons with disabilities	26	9.4	9
27.	624190	Other individual and family services	26	18.6	16
28.	541612	Human resources consulting services	24	4.4	2
29.	561621	Security systems services (except locksmiths)	22	17.3	15

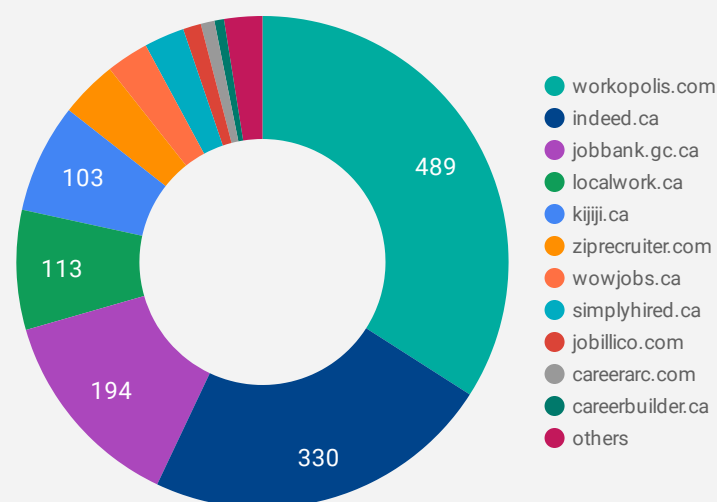
JOB POSTINGS BY JOB BOARD

What share of unique job postings appear on each job board?



COMPANIES BY JOB BOARD

What share of unique job postings appear on each job board?



JOB POSTING DETAILS BY JOB BOARD

How does job posting activity differ by job board?

	JOB BOARD	POSTING COUNT ▼	AVG POSTING LENGTH IN DAYS	MEDIAN POSTING LENGTH IN DAYS	# OF COMPANIES
1.	workopolis.com	857	15	15	489
2.	indeed.ca	505	28	19.5	330
3.	localwork.ca	466	4	3	113
4.	jobbank.gc.ca	379	31	19	194
5.	kijiji.ca	221	16	16	103
6.	ziprecruiter.com	111	15	16	54
7.	jobillico.com	87	13	9	17
8.	uhc.ca	59	27	26	1
9.	careerbuilder.ca	55	12	9	9
10.	simplyhired.ca	44	16	16	38
11.	wowjobs.ca	41	15	15	40
12.	careerarc.com	35	24	16	13
13.	wwwwiw.org	31	22	20	1
14.	citywindsor.ca	19	121	84	2
15.	careers.learmington.ca	19	12	11	1
16.	canadianexecutivesearch.com	12	36	34	1
17.	employment.tecumseh.ca	8	11	12	1