

JOB DEMAND REPORT

MARCH 2023

HIGHLIGHTS

JOB POSTINGS BY THE NUMBERS				# OF DAYS POSTED	
TOTAL POSTINGS	NEW THIS MONTH	COMPANIES	JOB BOARDS	AVERAGE	MEDIAN
6,330	3,558	2,077	52	21.3	20

REPORT BUILDER

The default filter selection below will show all job demand data for the month. You can use the filters to create a customized report for the purpose of understanding a subset of the data.

OCCUPATION FILTERS

SKILL TYPE NAME / 1-DIGIT NOC	▼
MAJOR GROUP / 2-DIGIT NOC	▼
MINOR GROUP / 3-DIGIT NOC	▼
UNIT GROUP / 4-DIGIT NOC	▼
SKILL LEVEL	▼
JOB TYPE	▼
JOB DURATION	▼
ADDITIONAL LANGUAGE	▼
SPECIFIC JOB TAGS	▼

INDUSTRY/SECTOR FILTERS

HIRING SECTOR BY 2-DIGIT NAICS CODE	▼
HIRING SECTOR BY 3-DIGIT NAICS CODE	▼
HIRING SECTOR BY 4-DIGIT NAICS CODE	▼
HIRING SECTOR BY 5-DIGIT NAICS CODE	▼
HIRING SECTOR BY 6-DIGIT NAICS CODE	▼

OTHER FILTERS

MUNICIPALITY	▼
CITY OR COUNTY	▼
JOB BOARD	▼

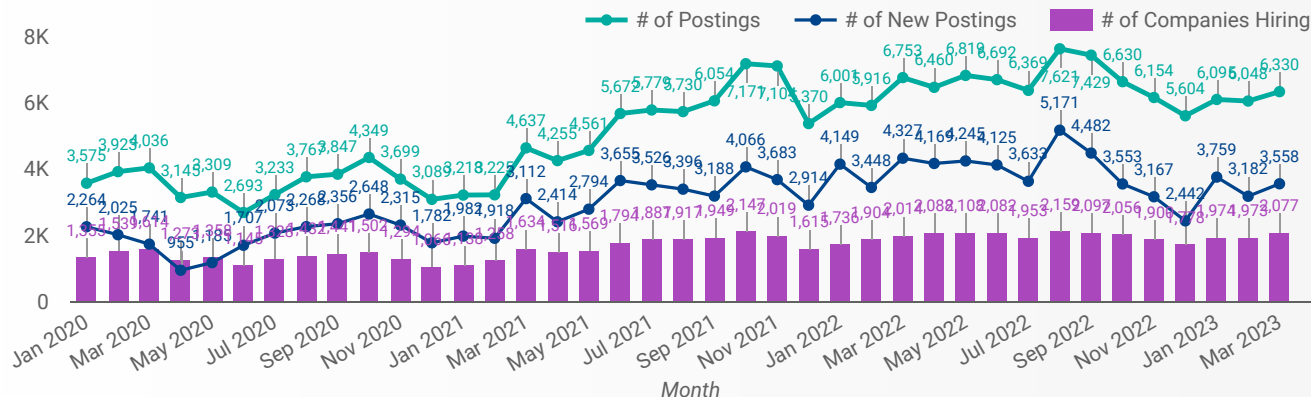
NOC = National Occupation Classification | NAICS = North American Industry Classification System

Source:

Job posting data collected by Workforce WindsorEssex from job boards and employer websites who recruit candidates in Windsor-Essex.

JOB POSTINGS BY MONTH FOR WINDSOR-ESSEX

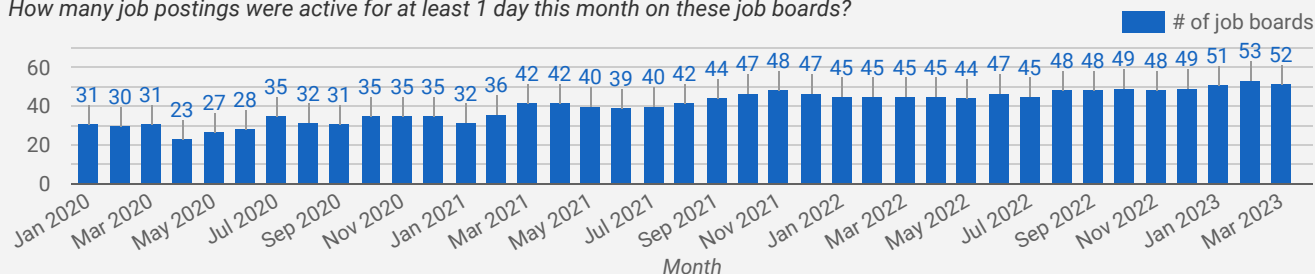
How many job postings were active for at least 1 day this month?



NOTE: This graph cannot be filtered using the controls on the cover page

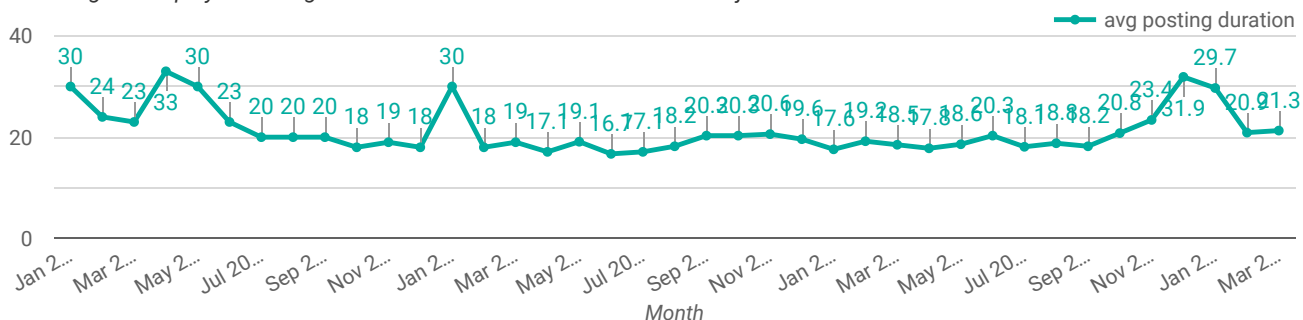
NUMBER OF ACTIVE JOB BOARDS

How many job postings were active for at least 1 day this month on these job boards?




AVG & MEDIAN POSTING LENGTH BY DAYS

How long are employers having to recruit for to find candidates to fill their job vacancies?



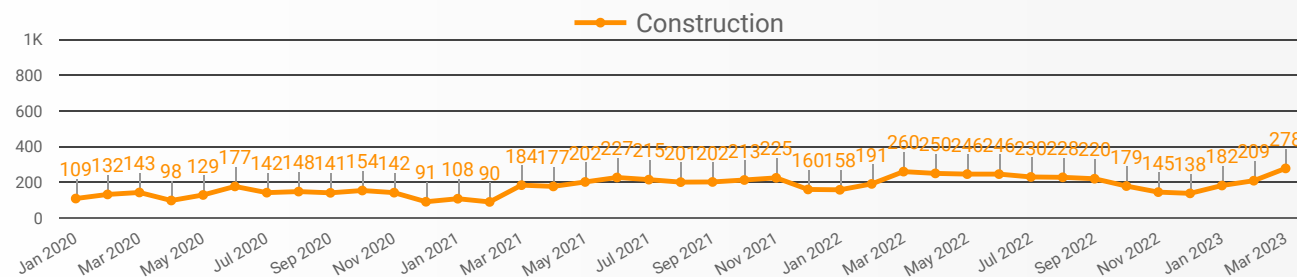
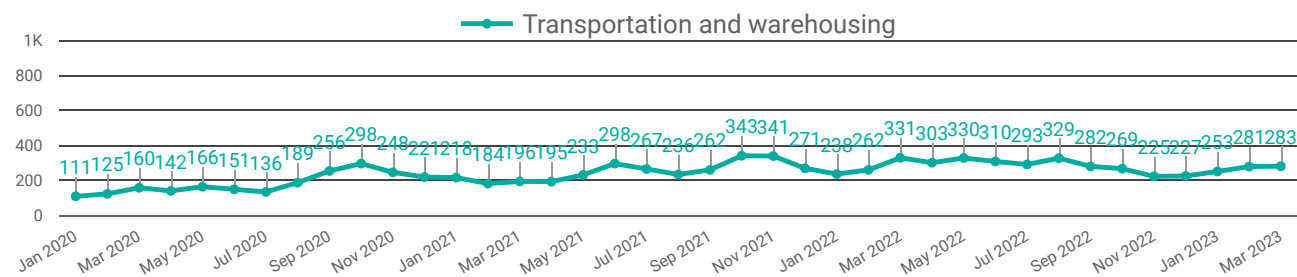
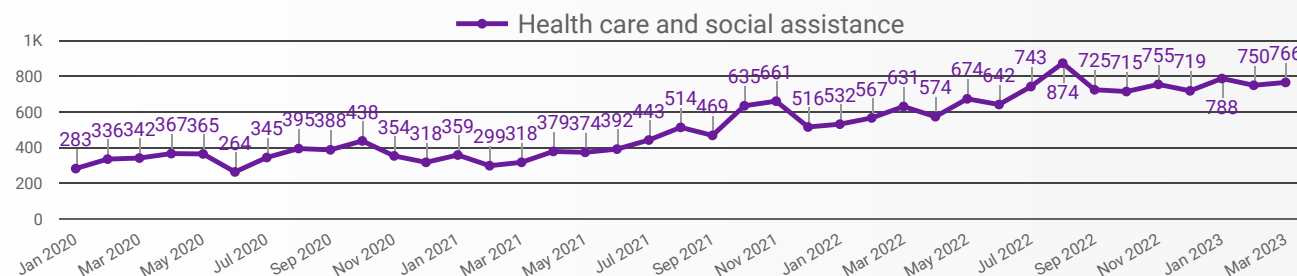
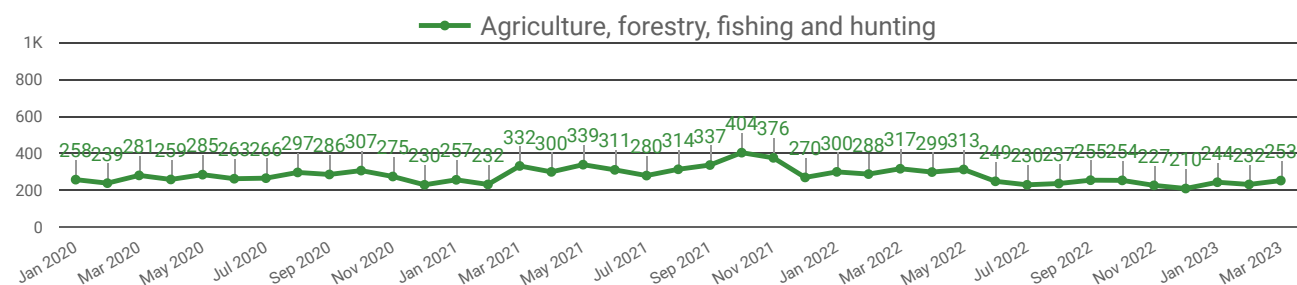
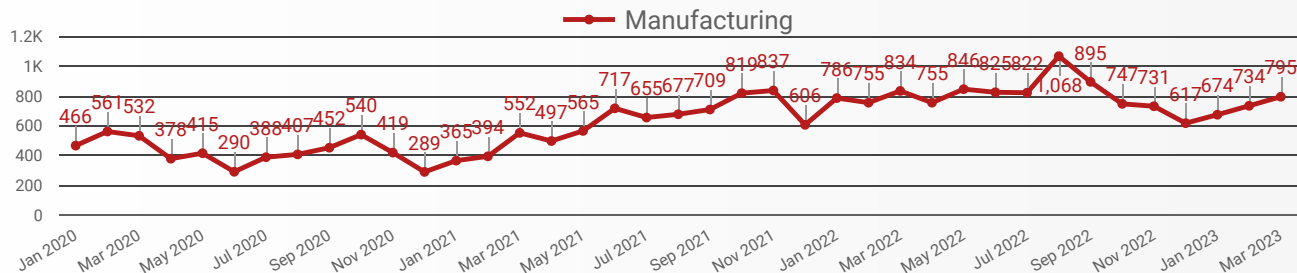
POST DATE TIMELINE FOR THIS MONTH'S ACTIVE JOB POSTINGS

How many job postings were active for at least 1 day this month?



DEMAND BY KEY SECTOR (WINDSOR-ESSEX)

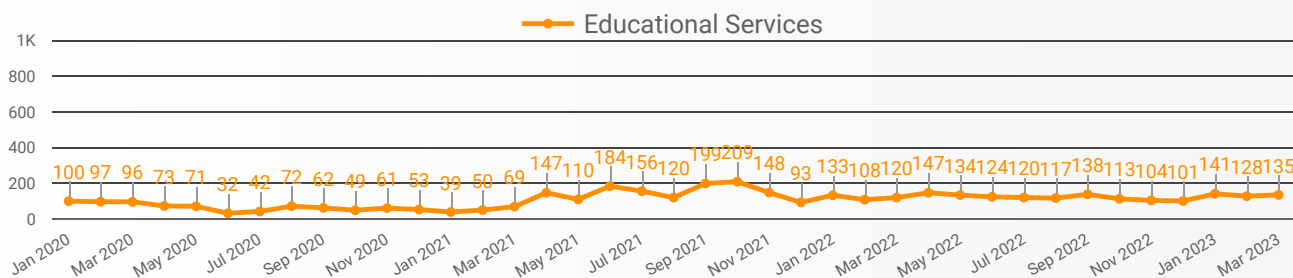
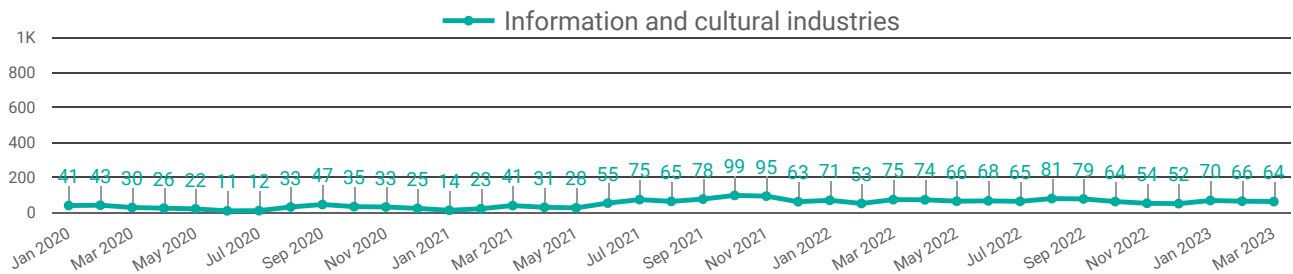
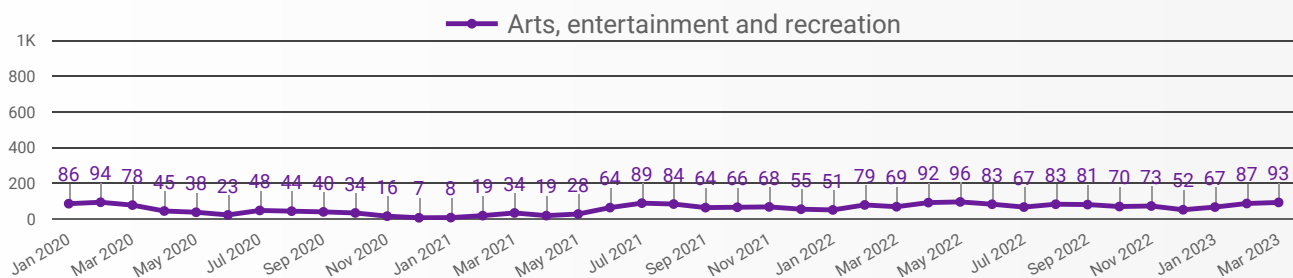
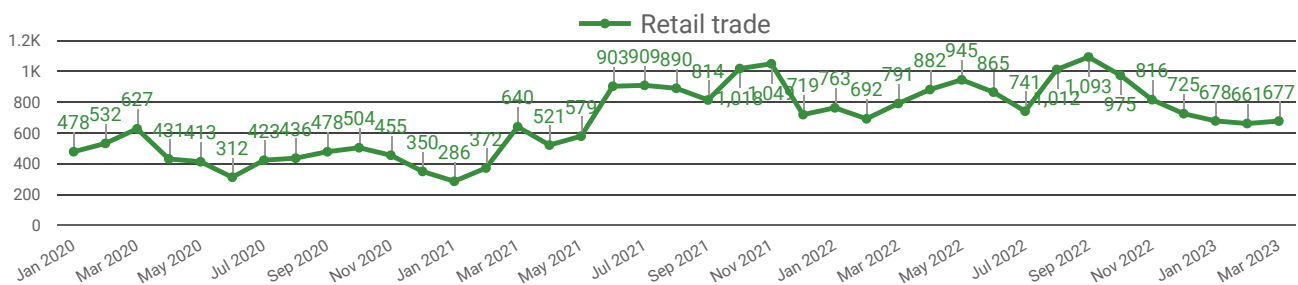
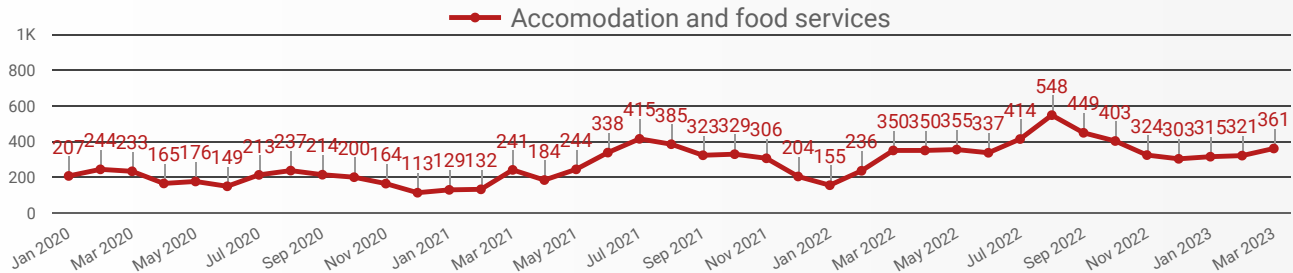
How many job postings were active for at least 1 day this month by sector?



NOTE: This graph cannot be filtered using the controls on the cover page

DEMAND BY IMPACTED SECTOR (WINDSOR-ESSEX)

How many job postings were active for at least 1 day this month by sector?



NOTE: This graph cannot be filtered using the controls on the cover page

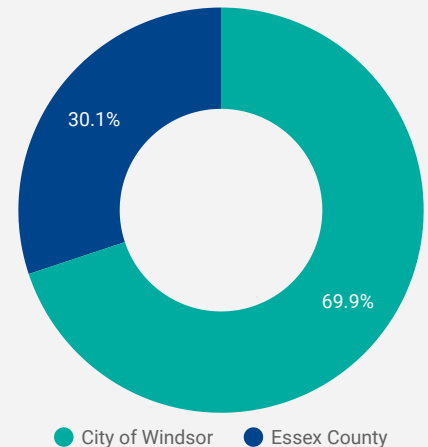
JOB POSTINGS BY MUNICIPALITY

Where are job opportunities being offered?

	MUNICIPALITY	POSTING COUNT	AVG POSTING LENGTH IN DAYS	MEDIAN POSTING LENGTH IN DAYS
1.	City of Windsor	4,404	21.0	20
2.	Municipality of Leamington	516	20.7	20
3.	Town of Tecumseh	490	20.5	20
4.	Town of Kingsville	273	22.2	20
5.	Town of Essex	221	22.9	20
6.	Town of Lakeshore	145	23.2	20
7.	Town of Amherstburg	140	27.7	20
8.	Town of LaSalle	112	23.6	20

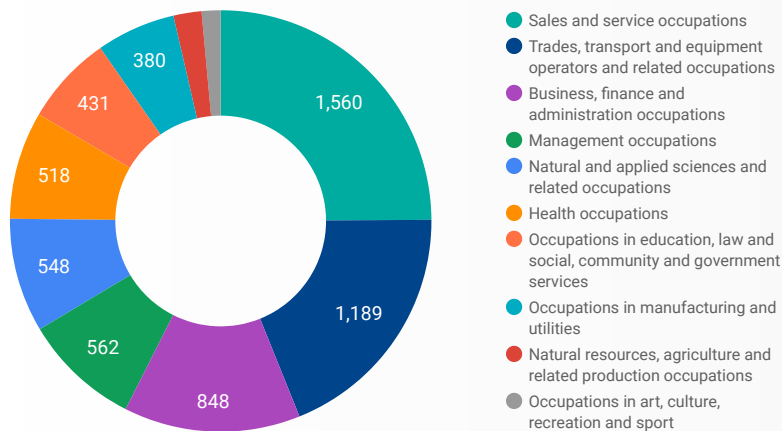
URBAN & RURAL DEMAND

Job Postings by Location



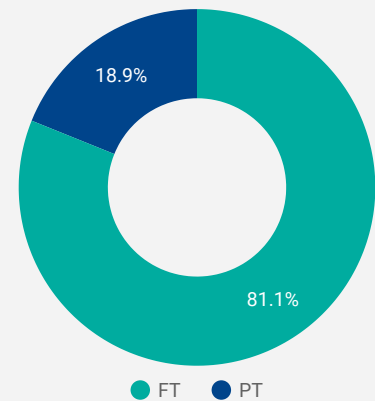
JOB POSTINGS BY SKILL TYPE

What skill type is being recruited?



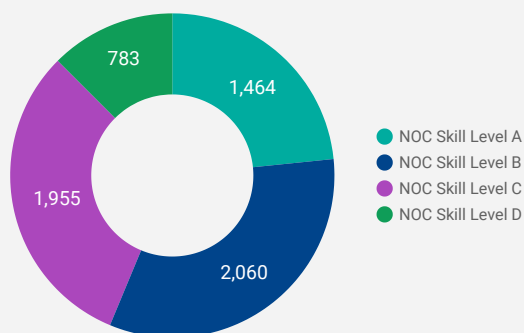
JOB TYPE

Full-time vs Part-time



JOB POSTINGS BY SKILL LEVEL

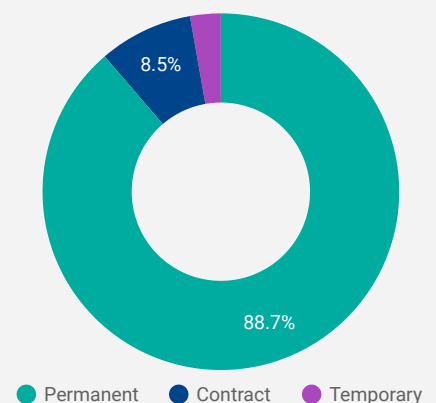
What education do occupations typically require?



Skill Level A = Usually University education | Skill Level B = Usually College education or Apprenticeship training | Skill Level C = Usually Secondary education or occupation-specific training | Skill Level D = Usually on-the-job training

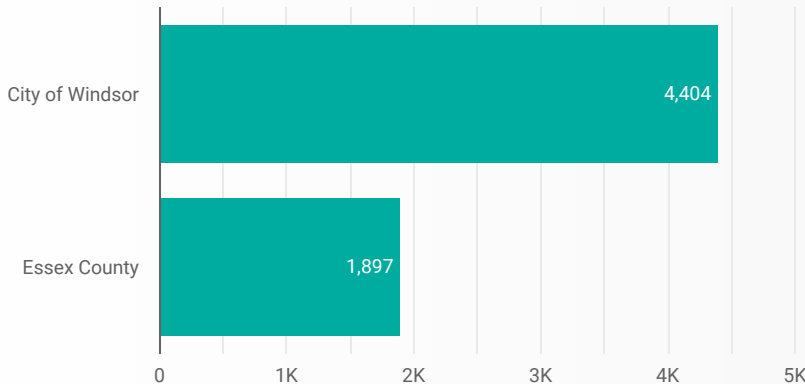
JOB DURATION

Permanency of jobs posted



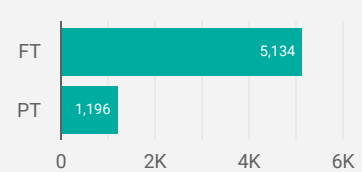
JOB POSTINGS BY COUNTY VS CITY

Job Postings by Location



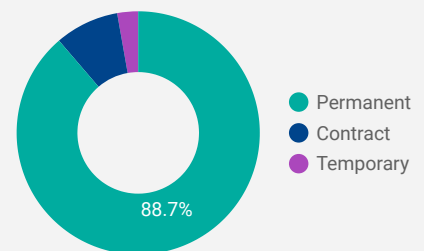
JOB TYPE

of Full-time vs Part-time Jobs



JOB DURATION

Permanency of jobs posted



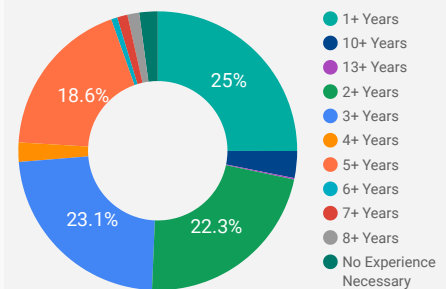
JOB POSTINGS BY MUNICIPALITY

Where are job opportunities being offered?

	MUNICIPALITY	POSTING COUNT	AVG POSTING LENGTH IN DAYS	MEDIAN POSTING LENGTH IN DAYS
1.	City of Windsor	4,404	21.0	20
2.	Municipality of Leamington	516	20.7	20
3.	Town of Tecumseh	490	20.5	20
4.	Town of Kingsville	273	22.2	20
5.	Town of Essex	221	22.9	20
6.	Town of Lakeshore	145	23.2	20
7.	Town of Amherstburg	140	27.7	20
8.	Town of LaSalle	112	23.6	20

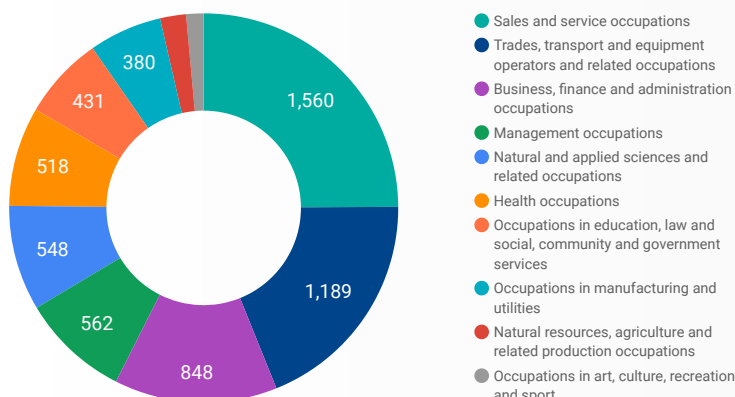
JOB EXPERIENCE LEVEL

Job Postings by Years of Experience Required



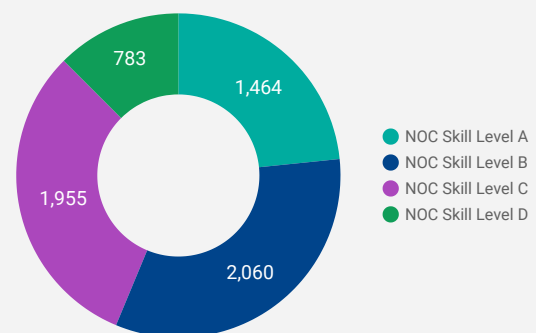
JOB POSTINGS BY JOB CATEGORY

What broad occupational category is being recruited?



JOB POSTINGS BY SKILL LEVEL

What education do occupations typically require?



Skill Level A = Usually University education | Skill Level B = Usually College education or Apprenticeship training | Skill Level C = Usually Secondary education or occupation-specific training | Skill Level D = Usually on-the-job training

TOP HIRING COMPANIES & AGENCIES

What companies are hiring?










	COMPANY	COMMUNITY	POSTINGS ▾	AVERAGE POSTING DURATION IN DAYS	MEDIAN POSTING DURATION IN DAYS
1.	Windsor Regional Hospital - Met Campus	Windsor	136	19.9	20
2.	City of Windsor Employment and Training Services (Windsor)	Windsor	70	234.6	134
3.	Windsor, Corporation of the City of	Windsor	51	16.4	15
4.	Loblaw Companies Limited	Windsor	51	15.6	14
5.	Unemployed Help Centre of Windsor Inc. (Belle River)	Windsor	37	19.8	20
6.	FCA Canada Inc.	Windsor	32	18.7	20
7.	Canadian Executive Search Group Inc.	Windsor	30	19.7	20
8.	Canadian Armed Forces Army Reserve	Windsor	29	21.0	20
9.	Adzuna	Windsor	27	null	null
10.	Shoppers Drug Mart / Pharmaprix	Windsor	26	14.0	14
11.	Mucci Farms Ltd.	Kingsville	26	20.0	20
12.	Platinum Direct Hire Inc.	Windsor	25	20.0	20
13.	University of Windsor	Windsor	25	23.5	20
14.	UPS Canada	Windsor	25	28.4	24
15.	Nature Fresh Farms Inc.	Leamington	24	24.8	20
16.	Victorian Order of Nurses / VON Canada	Windsor	24	44.5	20
17.	Express Employment Professionals	Windsor	23	20.0	20
18.	BELFOR Canada	Windsor	22	20.0	20
19.	Schlegel Villages	Windsor	21	20.0	20
20.	HÃ´tel-Dieu Grace Healthcare	Windsor	20	20.0	20
21.	The Electromac Group	Windsor	20	19.5	19
22.	McDonald's Restaurants	Windsor	20	18.4	20
23.	St. Clair College of Applied Arts & Technology	Windsor	20	13.5	14
24.	Mastronardi Produce Limited	Kingsville	19	18.8	20
25.	Pure Hothouse Foods Inc	Leamington	19	20.0	20
26.	RGBSI	Windsor	19	15.1	20
27.	MOBIA Technology Innovations Inc.	Windsor	19	17.8	20
28.	HUB International	Windsor	18	18.5	19
29.	Paladin Security Group Ltd.	Windsor	18	24.9	20
30.	GECDSEB Employment Assessment Centre Jobs	Leamington	17	null	null
31.

TOP HOURLY WAGES IN JOB POSTINGS

What are employers willing to pay to find the perfect candidate?

of Minimum Wage Jobs

231

	JOB TITLE	COMPANY	LOCATION	HOURLY WAGE ▾
1.	Technical Sales Engineer -ad	Unemployed Help Centre of Windsor Inc. (Belle River)	#N/A	\$125 
2.	Private Chef	Chez You Experience Inc.	City of Windsor	\$100 
3.	Electric Vehicle Part-time Instructor	St. Clair College of Applied Arts & Technology	City of Windsor	\$91 
4.	Welding Techniques Part-time Instructor	St. Clair College of Applied Arts & Technology	City of Windsor	\$91 
5.	Dental Hygiene Part-time Instructor	St. Clair College of Applied Arts & Technology	City of Windsor	\$91 
6.	Greenhouse Technician Part-time Instructor	St. Clair College of Applied Arts & Technology	City of Windsor	\$91 
7.	Dental Assisting Part-time Instructor	St. Clair College of Applied Arts & Technology	City of Windsor	\$91 
8.	Registered Social Worker/ Psychotherapist	Critical Trauma Therapy	City of Windsor	\$88 
9.	Registered Massage Therapist	LitRosi Day Spa	City of Windsor	\$75 
10.	Registered Massage Therapist	Novo Healthnet Ltd	City of Windsor	\$70 
11.	Sr. Sw Engineer tn Visa Capable	Abaculus Consultancy Corp.	City of Windsor	\$70 
				1 - 100 / 1749 < >

TOP SALARIES IN JOB POSTINGS

What are employers willing to pay to find the perfect candidate?

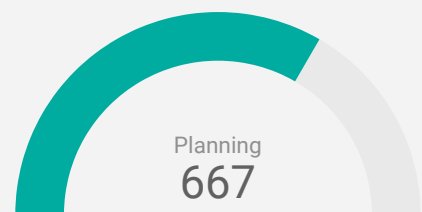
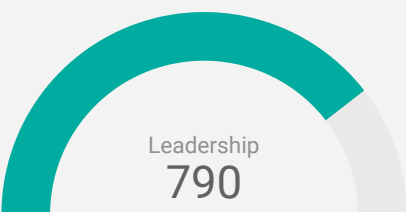
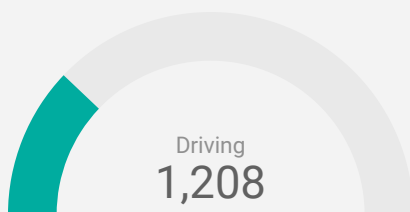
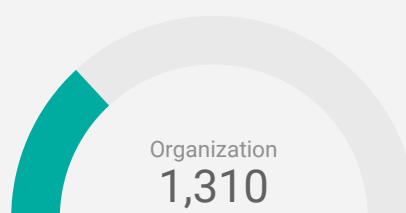
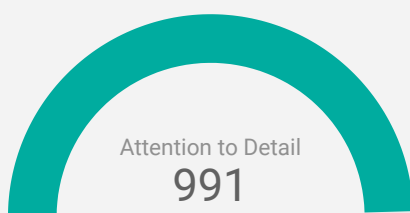
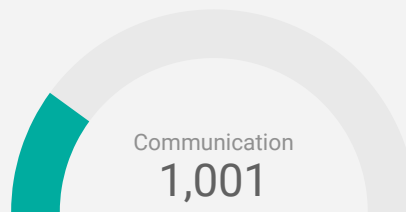
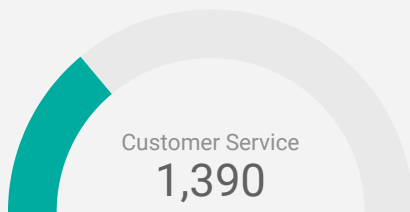
	JOB TITLE	COMPANY	LOCATION	ANNUAL SALARY ▾
1.	Real Estate Agent	Certainli Realty	City of Windsor	\$350,000 
2.	Real Estate Salesperson	Team Goran RE/MAX	City of Windsor	\$300,000 
3.	Real Estate Salesperson	Team Goran - REMAX CARE Realty	City of Windsor	\$300,000 
4.	Chief Executive Officer	Confidential	City of Windsor	\$250,000 
5.	Lead Bridge Engineer	Aecon Group Inc.	City of Windsor	\$230,000 
6.	Veterinary Surgeon	Lloyd & Cowan Veterinary Recruitment	City of Windsor	\$200,000 
7.	Associate Veterinarian	Lloyd & Cowan Veterinary Recruitment	City of Windsor	\$200,000 
8.	Now Hiring Fast Approved - Owner Operators	Verspeeten Cartage	City of Windsor	\$200,000 
9.	Senior Director - Walkerville Operations	Private Company	City of Windsor	\$196,000 
10.	Outside Sales Representative - Windsor Region	One Home Group	City of Windsor	\$180,000 
				1 - 100 / 2146 < >

TOP IN-DEMAND SKILLS

How many times were these skills found in job postings?

ACTIVE JOB POSTINGS THIS MONTH

6,330



KEY JOB REQUIREMENTS

How often are these requirements desired in job postings?

ACTIVE JOB POSTINGS THIS MONTH

6,330



Driver's License

19



First Aid

256



Regular Access to a Vehicle

272



Criminal Record Check

280



Microsoft Office

450



Food Safety

111

JOB POSTINGS BY 4-DIGIT NOC, SKILL LEVEL, FREQUENCY & DURATION

What jobs are hard-to-fill and/or in-demand?

	4-DIGIT NOC CODE	4-DIGIT NOC LABEL	OCCUPATION'S SKILL LEVEL	POSTING COUNT ▾	AVG POSTING LENGTH IN DAYS	MEDIAN POSTING LENGTH IN DAYS
1.	6421	Retail salespersons	NOC Skill Level C	369	18	20
2.	7511	Transport truck drivers	NOC Skill Level C	267	20	20
3.	6711	Food counter attendants, kitchen helpers and related support occupations	NOC Skill Level D	144	22	20
4.	4412	Home support workers, housekeepers and related occupations	NOC Skill Level C	141	19	20
5.	6733	Janitors, caretakers and building superintendents	NOC Skill Level D	130	20	20
6.	7452	Material handlers	NOC Skill Level C	126	20	20
7.	6552	Other customer and information services representatives	NOC Skill Level C	126	18	20
8.	3012	Registered nurses and registered psychiatric nurses	NOC Skill Level A	114	27	20
9.	0621	Retail and wholesale trade managers	NOC Skill Level A	113	22	20
10.	6311	Food service supervisors	NOC Skill Level B	111	23	20
11.	9619	Other labourers in processing, manufacturing and utilities	NOC Skill Level D	106	19	20
12.	6322	Cooks	NOC Skill Level B	102	25	20
13.	7611	Construction trades helpers and labourers	NOC Skill Level D	96	18	20
14.	3233	Licensed practical nurses	NOC Skill Level B	82	29	20
15.	1241	Administrative assistants	NOC Skill Level B	78	24	20
16.	6541	Security guards and related security service occupations	NOC Skill Level C	77	21	20
17.	1221	Administrative officers	NOC Skill Level B	75	19	20
18.	7231	Machinists and machining and tooling inspectors	NOC Skill Level B	64	25	20
19.	6731	Light duty cleaners	NOC Skill Level D	59	26	20
20.	1114	Other financial officers	NOC Skill Level A	59	19	20
21.	7201	Contractors and supervisors, machining, metal forming, shaping and erecting trades and related occupations	NOC Skill Level B	56	19	20
22.	2133	Electrical and electronics engineers	NOC Skill Level A	56	17	20
23.	4212	Social and community service workers	NOC Skill Level B	54	19	20
24.	7321	Automotive service technicians, truck and bus mechanics and mechanical repairers	NOC Skill Level B	54	26	20
25.	0111	Financial managers	NOC Skill Level A	52	18	20
26.	6211	Retail sales supervisors	NOC Skill Level B	51	22	20
27.	1111	Financial auditors and accountants	NOC Skill Level A	50	20	20
28.	0711	Construction managers	NOC Skill Level A	50	21	20
29.	7311	Construction millwrights and industrial mechanics	NOC Skill Level B	47	19	20
					1 - 50 / 362	< >

JOB POSTINGS BY 3-DIGIT NOC, SKILL LEVEL, FREQUENCY & DURATION

What jobs are hard to fill and/or in-demand?

	3-DIGIT NOC CODE	3-DIGIT NOC LABEL	OCCUPATION'S SKILL LEVEL	POSTING COUNT ▾	AVG POSTING LENGTH IN DAYS	MEDIAN POSTING LENGTH IN DAYS
1.	642	Retail salespersons	NOC Skill Level C	369	18	20
2.	751	Motor vehicle and transit drivers	NOC Skill Level C	322	21	20
3.	673	Cleaners	NOC Skill Level D	207	22	20
4.	961	Labourers in processing, manufacturing and utilities	NOC Skill Level D	173	21	20
5.	111	Auditors, accountants and investment professionals	NOC Skill Level A	151	20	20
6.	441	Home care providers and educational support occupations	NOC Skill Level C	146	19	20
7.	671	Food counter attendants, kitchen helpers and related support occupations	NOC Skill Level D	144	22	20
8.	723	Machining, metal forming, shaping and erecting trades	NOC Skill Level B	143	26	20
9.	122	Administrative and regulatory occupations	NOC Skill Level B	136	21	20
10.	655	Customer and information services representatives	NOC Skill Level C	135	19	20
11.	745	Longshore workers and material handlers	NOC Skill Level C	126	20	20
12.	213	Civil, mechanical, electrical and chemical engineers	NOC Skill Level A	125	17	20
13.	632	Chefs and cooks	NOC Skill Level B	123	24	20
14.	631	Service supervisors	NOC Skill Level B	120	23	20
15.	301	Professional occupations in nursing	NOC Skill Level A	117	26	20
16.	421	Paraprofessional occupations in legal, social, community and education services	NOC Skill Level B	116	23	20
17.	323	Other technical occupations in health care	NOC Skill Level B	114	32	20
18.	062	Retail and wholesale trade managers	NOC Skill Level A	113	22	20
19.	124	Office administrative assistants - general, legal and medical	NOC Skill Level B	111	23	20
20.	731	Machinery and transportation equipment mechanics (except motor vehicles)	NOC Skill Level B	104	20	20
21.	217	Computer and information systems professionals	NOC Skill Level A	100	19	20
22.	761	Trades helpers and labourers	NOC Skill Level D	99	18	20
23.	011	Senior managers - construction, transportation, production and utilities	NOC Skill Level A	92	19	20
24.	143	Financial, insurance and related administrative support workers	NOC Skill Level C	90	18	20
25.	941	Machine operators and related workers in mineral and metal products processing and manufacturing	NOC Skill Level C	88	21	20
26.	152	Supply chain logistics, tracking and scheduling co-ordination occupations	NOC Skill Level C	86	19	20
27.	071	Managers in customer and personal services, n.e.c.	NOC Skill Level A	85	21	20
28.	223	Technical occupations in civil, mechanical and industrial engineering	NOC Skill Level B	78	21	20

JOB POSTINGS BY 2-DIGIT NOC, SKILL LEVEL, FREQUENCY & DURATION

What jobs are hard to fill and/or in-demand?

	2-DIGIT NOC CODE	2-DIGIT NOC LABEL	OCCUPATION'S SKILL LEVEL	POSTING COUNT ▾	AVG POSTING LENGTH IN DAYS	MEDIAN POSTING LENGTH IN DAYS
1.	64	Sales representatives and salespersons - wholesale and retail trade	NOC Skill Level C	382	18	20
2.	67	Service support and other service occupations, n.e.c.	NOC Skill Level D	367	22	20
3.	72	Industrial, electrical and construction trades	NOC Skill Level B	363	24	20
4.	75	Transport and heavy equipment operation and related maintenance occupations	NOC Skill Level C	358	21	20
5.	21	Professional occupations in natural and applied sciences	NOC Skill Level A	308	18	20
6.	12	Administrative and financial supervisors and administrative occupations	NOC Skill Level B	293	22	20
7.	65	Service representatives and other customer and personal services occupations	NOC Skill Level C	290	19	20
8.	63	Service supervisors and specialized service occupations	NOC Skill Level B	271	23	20
9.	22	Technical occupations related to natural and applied sciences	NOC Skill Level B	240	20	20
10.	32	Technical occupations in health	NOC Skill Level B	217	26	20
11.	73	Maintenance and equipment operation trades	NOC Skill Level B	206	22	20
12.	11	Professional occupations in business and finance	NOC Skill Level A	206	20	20
13.	14	Office support occupations	NOC Skill Level C	186	19	20
14.	06	Middle management occupations in retail and wholesale trade and customer services	NOC Skill Level A	177	23	20
15.	96	Labourers in processing, manufacturing and utilities	NOC Skill Level D	173	21	20
16.	62	Retail sales supervisors and specialized sales occupations	NOC Skill Level B	163	19	20
17.	74	Other installers, repairers and servicers and material handlers	NOC Skill Level C	153	20	20
18.	44	Care providers and educational, legal and public protection support occupations	NOC Skill Level C	150	19	20
19.	01	Senior managers - construction, transportation, production and utilities	NOC Skill Level A	136	19	20
20.	94	Processing and manufacturing machine operators and related production workers	NOC Skill Level C	130	21	20
21.	30	Professional occupations in nursing	NOC Skill Level A	117	26	20
22.	42	Paraprofessional occupations in legal, social, community and education services	NOC Skill Level B	116	23	20
23.	76	Trades helpers, construction labourers and related occupations	NOC Skill Level D	109	18	20
24.	31	Professional occupations in health (except nursing)	NOC Skill Level A	109	34	20
25.	15	Distribution, tracking and scheduling co-ordination occupations	NOC Skill Level C	106	19	20
26.	41	Professional occupations in law and social, community and government services	NOC Skill Level A	106	22	20
27.	07	Managers in customer and personal services, n.e.c.	NOC Skill Level A	100	21	20

MULTILINGUAL JOB POSTINGS BY THE NUMBERS

ACTIVE POSTINGS	NEW POSTINGS	COMPANIES	LANGUAGES
906	589	488	13

OF DAYS POSTED

AVERAGE	MEDIAN
20.3	20

MULTILINGUAL JOB POSTINGS BY SKILL LEVEL

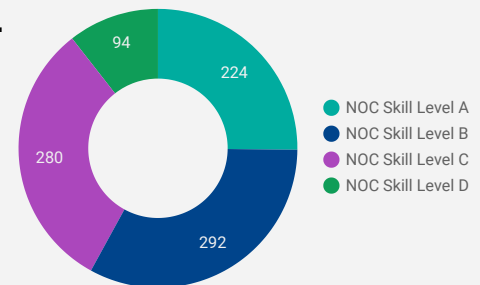
What language skills are employers looking for by occupational skill level?

224 Skill Level A - Management/ Professional Occupations usually requiring University

292 Skill Level B - Usually college education or apprenticeship training

280 Skill Level C - Usually secondary education or occupation-specific training

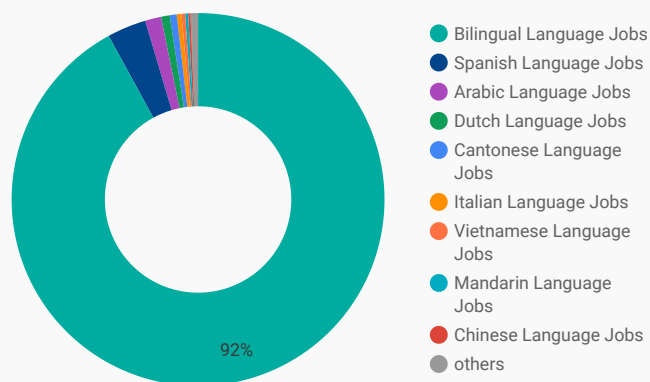
94 Skill Level D - Usually on-the-job training



LANGUAGES	NOC Skill Level A	NOC Skill Level B	NOC Skill Level C	NOC Skill Level D
Bilingual Language Jobs	201	265	260	90
Spanish Language Jobs	5	19	6	1
Arabic Language Jobs	6	1	1	2
Indigenous Language Jobs	5	2		
Dutch Language Jobs	2		5	
Cantonese Language Jobs	1		4	
Italian Language Jobs		2	2	

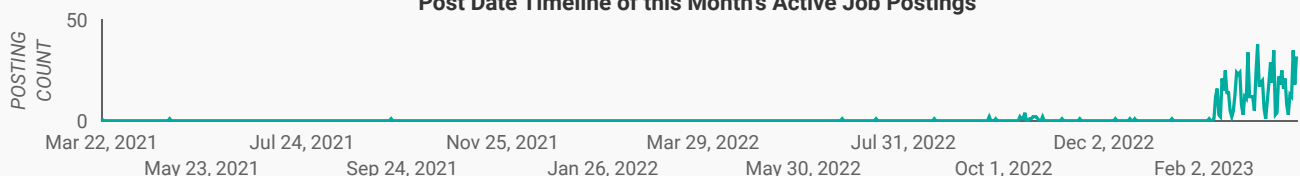
LANGUAGE SKILLS BREAKDOWN

Which kinds of language skills do employers seek?



LANGUAGES	POSTING COUNT
1. Bilingual Language Jobs	830
2. Spanish Language Jobs	32
3. Arabic Language Jobs	11
4. Dutch Language Jobs	7
5. Indigenous Language Jobs	7
6. Cantonese Language Jobs	5

Post Date Timeline of this Month's Active Job Postings



LANGUAGE SKILLS BEING RECRUITED BY JOB CATEGORY

What language skills are sought by 1-Digit NOC?

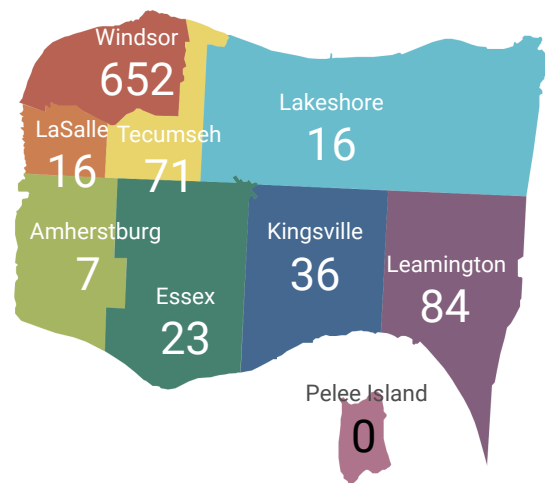
BROAD OCCUPATIONAL CATEGORY	Bilingual ...	Spanish ...	Arabic La...	Indigeno...	Dutch La...	Cantones...	Grand total
Business, finance and administration occup...	122	2	3		1	4	136
Health occupations	125		2	1			128
Management occupations	76	3				1	81
Natural and applied sciences and related o...	30	6			1		37
Natural resources, agriculture and related p...	14	9					23
Occupations in art, culture, recreation and s...	12	1					13
Occupations in education, law and social, c...	83	3	3	6			95
Occupations in manufacturing and utilities	42						42
Sales and service occupations	193	3	2		5		211
Trades, transport and equipment operators ...	119	4					124
Grand total	816	31	10	7	7	5	890

MULTILINGUAL JOB POSTINGS BY MUNICIPALITY

What language skills are sought by 4-Digit NOC?

	MUNICIPALITY	POSTINGS	AVG POSTING LENGTH IN DAYS	MEDIAN POSTING LENGTH IN DAYS
1.	City of Windsor	652	21.0	20
2.	Municipality of Leamington	84	20.7	20
3.	Town of Tecumseh	71	20.5	20
4.	Town of Kingsville	36	22.2	20
5.	Town of Essex	23	22.9	20
6.	Town of LaSalle	16	23.6	20
7.	Town of Lakeshore	16	23.2	20
8.	Town of Amherstburg	7	27.7	20

	UPPER TIER	POSTINGS	AVG POSTING LENGTH IN DAYS	MEDIAN POSTING LENGTH IN DAYS
1.	City of Windsor	652	21.0	20
2.	Essex County	253	22.0	20



LANGUAGE DEMAND BY JOB

What language skills are sought by 4-Digit NOC?

4 DIGIT NOC NAME	POSTINGS
1. Retail salespersons	47
2. Registered nurses and registered psychiat...	31
3. Other customer and information services ...	31
4. Transport truck drivers	24
5. Cooks	22
6. Material handlers	21
7. Social and community service workers	21
8. Other labourers in processing, manufactur...	20
9. Janitors, caretakers and building superint...	19
10. Social workers	17
11. Administrative assistants	17
12. Food counter attendants, kitchen helpers ...	17
13. Licensed practical nurses	16
14. Home support workers, housekeepers an...	13
15. Food service supervisors	13
16. Other assisting occupations in support of ...	11
17. Construction managers	11
18. Medical radiation technologists	11
19. Accounting and related clerks	11
20. Receptionists	10
21. Advertising, marketing and public relation...	10
22. Medical administrative assistants	9
23. Financial auditors and accountants	9
24. Delivery and courier service drivers	9
25. Banking, insurance and other financial cle...	8
26. Retail and wholesale trade managers	8
27. Allied primary health practitioners	8
28. Financial managers	8
29. Food and beverage servers	8
30. Administrative officers	8
31. Early childhood educators and assistants	7
32. Accounting technicians and bookkeepers	7
1 - 100 / 198	< >

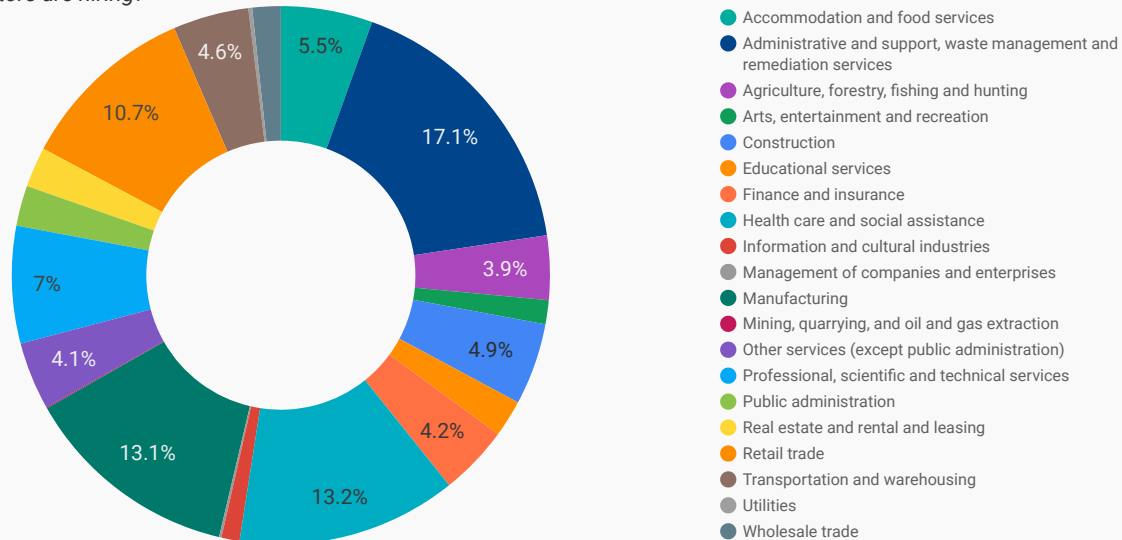
MULTILINGUAL HIRING EMPLOYERS

Which employers are seeking multilingual candidates?

COMPANY	POSTINGS
1. Windsor Regional Hospital - Met Campus	85
2. Canadian Armed Forces Army Reserve	12
3. Accu-Staff Resource Systems Enterprises Ltd.	12
4. Highline Mushrooms	12
5. Personnel by Elsie	11
6. Global Excel Management	11
7. Fortis Group	10
8. HÃtel-Dieu Grace Healthcare	9
9. The Job Shoppe Incorporated	9
10. Green Shield Canada	9
11. Nature Fresh Farms Inc.	9
12. Conseil scolaire catholique Providence (Ontario)	7
13. Legacy Personnel Solutions	7
14. Medical Labs of Windsor	7
15. Community Living Windsor	6
16. Confidential	6
17. General Projects	6
18. Armstrong Top Pack Ltd.	6
19. Windsor Essex Community Health Centre	6
20. Victorian Order of Nurses / VON Canada	5
21. Hearn Industrial Services	5
22. Victoria Order Of Nurses	5
23. Can-Am Indian Friendship Centre	5
24. Dayus Register & Grille	5
25. CollÃge BorÃal	5
26. Quality Models Limited	5
27. Waterford Executive	4
28. Calibur Tool & Mold Inc.	4
1 - 50 / 492	< >

TOP HIRING SECTORS BY 2-DIGIT NAICS CODE

What sectors are hiring?



	NAICS CODE	2-DIGIT NAICS LABEL	POSTING COUNT	AVG POSTING LENGTH IN DAYS	MEDIAN POSTING LENGTH IN DAYS
1.	56	Administrative and support, waste management and remediation services	1,170	22.5	20
2.	31-33	Manufacturing	795	22.5	20
3.	62	Health care and social assistance	766	22.0	20
4.	44-45	Retail trade	677	18.5	20
5.	54	Professional, scientific and technical services	434	18.7	20
6.	72	Accommodation and food services	361	22.8	20
7.	48-49	Transportation and warehousing	283	22.9	20
8.	23	Construction	278	21.2	20
9.	81	Other services (except public administration)	271	21.7	20
10.	11	Agriculture, forestry, fishing and hunting	253	25.9	20
11.	52	Finance and insurance	251	19.2	20
12.	91	Public administration	183	22.5	20
13.	53	Real estate and rental and leasing	137	21.1	20
14.	61	Educational services	135	18.4	20
15.	41	Wholesale trade	106	20.1	20
16.	71	Arts, entertainment and recreation	93	18.9	20
17.	51	Information and cultural industries	64	18.2	20
18.	22	Utilities	16	20.0	20
19.	55	Management of companies and enterprises	8	20.0	20
20.	21	Mining, quarrying, and oil and gas extraction	3	20.0	20

NOTE: NAICS code 56 includes Employment Agencies. Manufacturing includes codes 31-33, Retail Trade includes codes 44-45 and Transportation and Warehousing includes codes 48-49.

TOP HIRING SECTORS BY 3-DIGIT NAICS CODE

What sectors are hiring?

	NAICS CODE	3-DIGIT NAICS LABEL	POSTING COUNT ▾	AVERAGE POSTING LENGTH IN DAYS	MEDIAN POSTING LENGTH IN DAYS
1.	561	Administrative and support services	1,140	22.7	20
2.	541	Professional, scientific and technical services	434	18.7	20
3.	722	Food services and drinking places	324	23.3	20
4.	621	Ambulatory health care services	302	23.3	20
5.	111	Crop production	232	26.5	20
6.	333	Machinery manufacturing	207	22.4	20
7.	484	Truck transportation	174	22.1	20
8.	238	Specialty trade contractors	165	22.3	20
9.	332	Fabricated metal product manufacturing	163	23.4	20
10.	336	Transportation equipment manufacturing	161	21.1	20
11.	624	Social assistance	158	24.9	20
12.	622	Hospitals	156	19.9	20
13.	623	Nursing and residential care facilities	150	19.0	20
14.	611	Educational services	135	18.4	20
15.	445	Food and beverage stores	134	15.8	14
16.	522	Credit intermediation and related activities	122	20.4	19
17.	913	Local, municipal and regional public administration	116	20.2	20
18.	813	Religious, grant-making, civic, and professional and similar organizations	112	23.6	20
19.	811	Repair and maintenance	100	20.7	20
20.	448	Clothing and clothing accessories stores	92	18.7	20
21.	524	Insurance carriers and related activities	92	18.0	20
22.	446	Health and personal care stores	91	17.7	20
23.	713	Amusement, gambling and recreation industries	86	18.8	20
24.	236	Construction of buildings	84	18.6	20
25.	444	Building material and garden equipment and supplies dealers	79	18.4	20
26.	453	Miscellaneous store retailers	79	17.3	20
27.	531	Real estate	76	19.7	20
28.	326	Plastics and rubber products manufacturing	62	19.4	20
29.	532	Rental and leasing services	61	22.5	20
30.	492	Couriers and messengers	58	23.4	20
31.	441	Motor vehicle and parts dealers	58	18.8	20

TOP HIRING SECTORS BY 4-DIGIT NAICS CODE

What sectors are hiring?

	NAICS CODE	4-DIGIT NAICS LABEL	POSTING COUNT ▾	AVERAGE POSTING LENGTH IN DAYS	MEDIAN POSTING DAYS IN LENGTH
1.	5613	Employment services	891	22.4	20
2.	7225	Full-service restaurants and limited-service eating places	286	23.9	20
3.	5413	Architectural, engineering and related services	179	17.7	20
4.	1119	Other crop farming	168	26.2	20
5.	4841	General freight trucking	164	22.3	20
6.	6221	General medical and surgical hospitals	156	19.9	20
7.	3335	Metalworking machinery manufacturing	132	22.2	20
8.	4451	Grocery stores	125	15.7	14
9.	5617	Services to buildings and dwellings	114	24.2	20
10.	9139	Other local, municipal and regional public administration	112	20.2	20
11.	3361	Motor vehicle manufacturing	103	18.8	20
12.	5221	Depository credit intermediation	102	19.1	14
13.	6231	Nursing care facilities	98	19.0	20
14.	8134	Civic and social organizations	94	25.0	20
15.	6213	Offices of other health practitioners	92	18.9	20
16.	4461	Health and personal care stores	91	17.7	20
17.	6241	Individual and family services	87	26.1	20
18.	7139	Other amusement and recreation industries	85	18.8	20
19.	5242	Agencies, brokerages and other insurance related activities	79	17.7	19.5
20.	4481	Clothing stores	78	18.5	20
21.	5416	Management, scientific and technical consulting services	75	19.0	20
22.	3322	Cutlery and hand tool manufacturing	74	23.8	20
23.	8111	Automotive repair and maintenance	72	19.5	20
24.	5616	Investigation and security services	69	26.1	20
25.	4441	Building material and supplies dealers	66	17.5	20
26.	6214	Out-patient care centres	66	30.9	20
27.	2362	Non-residential building construction	63	18.4	20
28.	3329	Other fabricated metal product manufacturing	62	25.0	20
29.	3261	Plastic product manufacturing	60	19.4	20
30.	6212	Offices of dentists	57	18.8	20
31.	3363	Motor vehicle parts manufacturing	56	25.7	20
					1 - 50 / 230 < >

TOP HIRING SECTORS BY 5-DIGIT NAICS CODE

What sectors are hiring?

	NAICS CODE	5-DIGIT NAICS LABEL	POSTING COUNT ▾	AVERAGE POSTING LENGTH IN DAYS	MEDIAN POSTING LENGTH IN DAYS
1.	56131	Employment placement agencies and executive search services	891	22.4	20
2.	72251	Full-service restaurants and limited-service eating places	286	23.9	20
3.	54133	Engineering services	168	18.1	20
4.	11199	All other crop farming	168	26.2	20
5.	62211	General medical and surgical hospitals	156	19.9	20
6.	48412	General freight trucking, long distance	137	23.2	20
7.	33351	Metalworking machinery manufacturing	132	22.2	20
8.	44511	Supermarkets and other grocery (except convenience) stores	119	16.2	14
9.	91391	Other local, municipal and regional public administration	112	20.2	20
10.	33611	Automobile and light-duty motor vehicle manufacturing	99	18.8	20
11.	62311	Nursing care facilities	98	19.0	20
12.	81341	Civic and social organizations	94	25.0	20
13.	52211	Banking	75	14.9	14
14.	33221	Cutlery and hand tool manufacturing	74	23.8	20
15.	44611	Pharmacies and drug stores	72	17.6	14
16.	62149	Other out-patient care centres	64	31.1	20
17.	33299	All other fabricated metal product manufacturing	62	25.0	20
18.	44413	Hardware stores	60	17.6	20
19.	32619	Other plastic product manufacturing	60	19.4	20
20.	62121	Offices of dentists	57	18.8	20
21.	52421	Insurance agencies and brokerages	55	18.0	19
22.	23622	Commercial and institutional building construction	55	18.2	20
23.	62161	Home health care services	55	25.7	20
24.	56173	Landscaping services	52	22.9	20
25.	49211	Couriers	49	24.4	20
26.	71394	Fitness and recreational sports centres	48	19.8	20
27.	62139	Offices of all other health practitioners	46	19.4	20
28.	33637	Motor vehicle metal stamping	44	27.5	20
29.	56191	Packaging and labelling services	42	21.9	20
30.	54161	Management consulting services	41	20.5	20
31.	56161	Investigation, guard and armoured car services	39	23.6	20
					1 - 50 / 363 < >

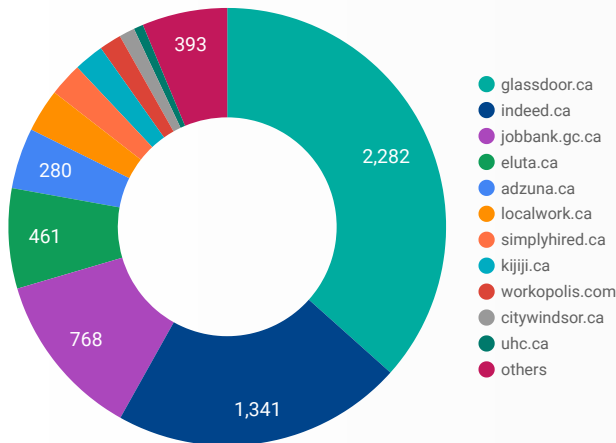
TOP HIRING SECTORS BY 6-DIGIT NAICS CODE

What sectors are hiring?

	NAICS CODE	6-DIGIT NAICS LABEL	POSTING COUNT ▾	AVG POSTING LENGTH IN DAYS	MEDIAN POSTING LENGTH IN DAYS
1.	561310	Employment placement agencies and executive search services	891	22.4	20
2.	541330	Engineering services	168	18.1	20
3.	722512	Limited-service eating places	156	24.4	20
4.	622111	General (except paediatric) hospitals	156	19.9	20
5.	722511	Full-service restaurants	130	23.2	20
6.	445110	Supermarkets and other grocery (except convenience) stores	119	16.2	14
7.	111993	Fruit and vegetable combination farming	116	26.3	20
8.	913910	Other local, municipal and regional public administration	112	20.2	20
9.	484122	General freight trucking, long distance, less than truck-load	99	23.2	20
10.	336110	Automobile and light-duty motor vehicle manufacturing	99	18.8	20
11.	623110	Nursing care facilities	98	19.0	20
12.	813410	Civic and social organizations	94	25.0	20
13.	333511	Industrial mould manufacturing	93	23.2	20
14.	522111	Personal and commercial banking industry	75	14.9	14
15.	332210	Cutlery and hand tool manufacturing	74	23.8	20
16.	446110	Pharmacies and drug stores	72	17.6	14
17.	332999	All other miscellaneous fabricated metal product manufacturing	62	25.0	20
18.	444130	Hardware stores	60	17.6	20
19.	621494	Community health centres	58	32.2	20
20.	621210	Offices of dentists	57	18.8	20
21.	524210	Insurance agencies and brokerages	55	18.0	19
22.	236220	Commercial and institutional building construction	55	18.2	20
23.	621610	Home health care services	55	25.7	20
24.	111999	All other miscellaneous crop farming	52	25.9	20
25.	561730	Landscaping services	52	22.9	20
26.	492110	Couriers	49	24.4	20
27.	713940	Fitness and recreational sports centres	48	19.8	20
28.	621390	Offices of all other health practitioners	46	19.4	20
29.	336370	Motor vehicle metal stamping	44	27.5	20
30.	561910	Packaging and labelling services	42	21.9	20
31.	333519	Other metalworking machinery manufacturing	39	19.6	20

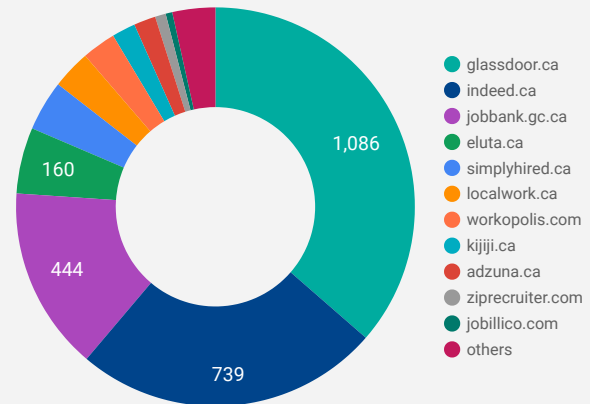
JOB POSTINGS BY JOB BOARD

What share of unique job postings appear on each job board?



COMPANIES BY JOB BOARD

What share of unique job postings appear on each job board?



JOB POSTING DETAILS BY JOB BOARD

How does job posting activity differ by job board?

	JOB BOARD	POSTING COUNT	AVG POSTING LENGTH IN DAYS	MEDIAN POSTING LENGTH IN DAYS	# OF COMPANIES
1.	glassdoor.ca	2,282	20	20	1,086
2.	indeed.ca	1,341	20	20	739
3.	jobbank.gc.ca	768	31	23	444
4.	eluta.ca	461	20	20	160
5.	adzuna.ca	280	14	14	53
6.	localwork.ca	199	11	4	94
7.	simplyhired.ca	154	20	20	122
8.	kijiji.ca	138	15	15	57
9.	workopolis.com	102			82
10.	citywindsor.ca	72	235	134	2
11.	uhc.ca	44	32	29.5	1
12.	careerarc.com	42	51	20	11
13.	careerbuilder.ca	38	36	28	14
14.	ziprecruiter.com	36	310	310	26
15.	jobillico.com	36	23	15.5	16
16.	careerowl.ca	33	212	212	14
17.	rncareers.ca	32	46	22	9
18.	canadianexecutivesearch.com	26	9	6	1

MAPPING THIS MONTH'S ACTIVE JOB POSTINGS IN WINDSOR-ESSEX

How many job postings were active for at least 1 day this month?

