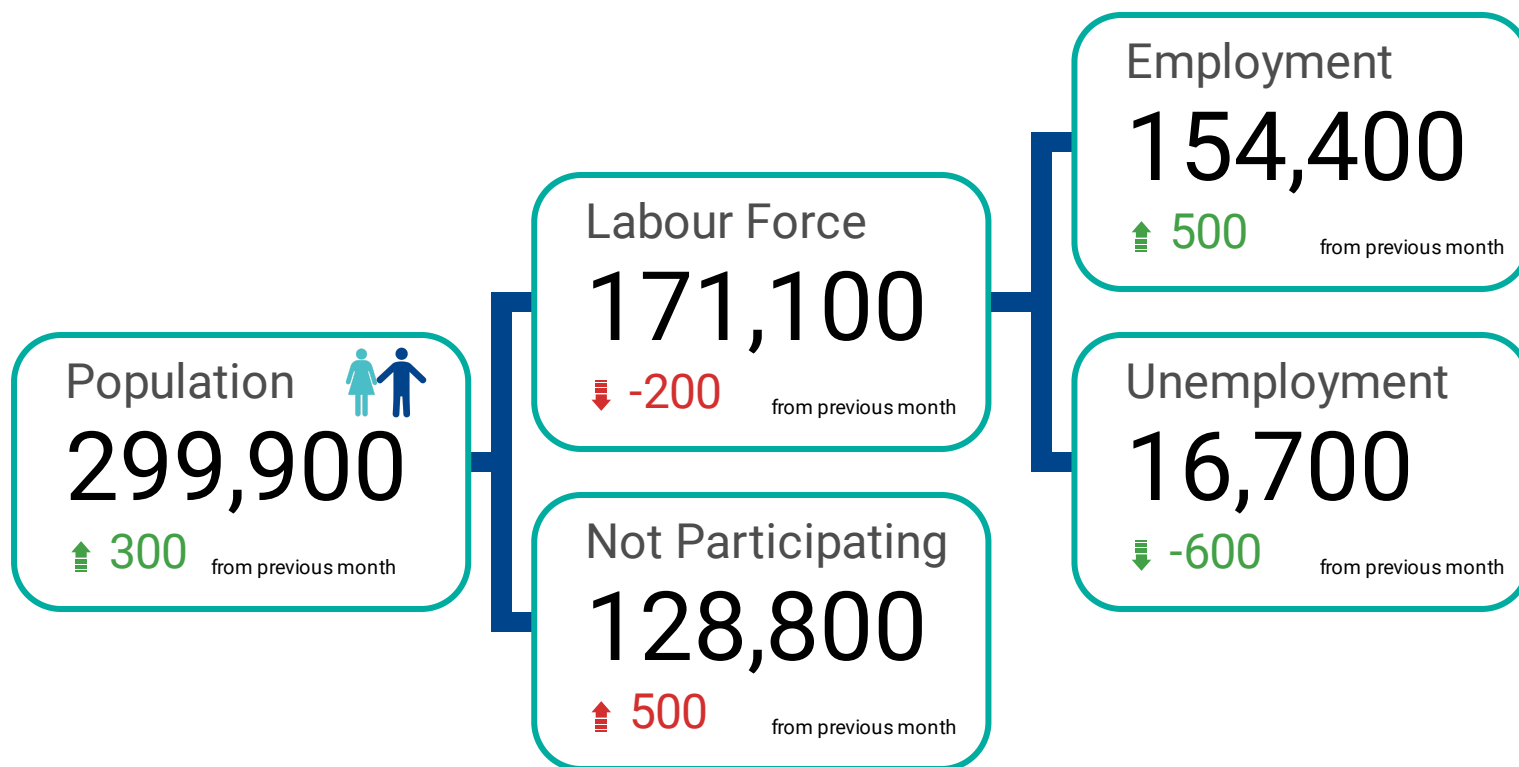


Released October 9, 2020 | Seasonally adjusted, standard margin of error

## LABOUR FORCE SURVEY RESULTS AT A GLANCE

How has population, labour force participation, employment, and unemployment changed from the previous month?



## COMPARING LABOUR FORCE SURVEY RESULTS

How has Windsor CMA performed relative to the overall Ontario and Canadian performance?

### WINDSOR CMA Local Results

Unemployment Rate

9.8%

↓ -0.3% from previous month

↑ 3.6% from same month last year

The % of the population aged 15 years of age and older who are looking for work.

Employment Rate

51.5%

↑ 0.1% from previous month

↓ -5.5% from same month last year

The % of the population aged 15 years of age and older who are working.

Participation Rate

57.1%

↓ -0.1% from previous month

↓ -3.6% from same month last year

The % of the population aged 15 years of age and older who are working or looking for work.

### ONTARIO Provincial Results

ON Unemployment Rate

9.5%

↓ -1.1% from previous month

ON Employment Rate

58.6%

↑ 1.3% from previous month

ON Participation Rate

64.7%

↑ 0.6% from previous month

### CANADA Federal Results

CDN Unemployment Rate

9.0%

↓ -1.2% from previous month

CDN Employment Rate


59.1%

↑ 1.1% from previous month

CDN Participation Rate

65.0%

↑ 0.4% from previous month



#### Source:

Statistics Canada: Labour Force Survey: Windsor CMA.

The Windsor CMA includes Lakeshore, Tecumseh, Windsor, LaSalle, and Amherstburg.

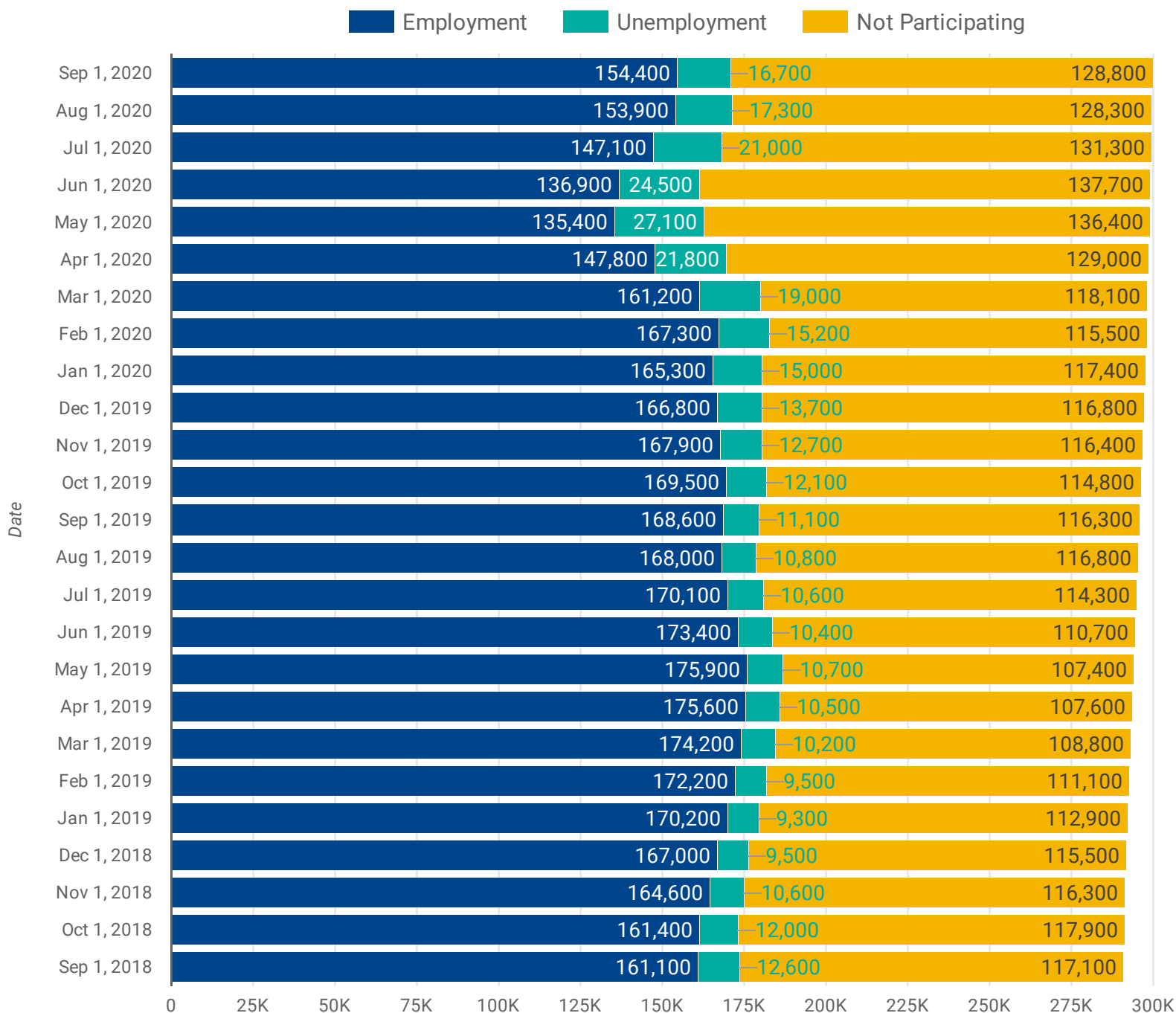
**Ontario**

This project is funded in part by the Government of Canada and the Government of Ontario

Released October 9, 2020 | Seasonally adjusted, standard margin of error

## THE AVAILABLE LABOUR FORCE: PAST 25 MONTHS

How has the available labour force changed over the past 25 months?



## THE AVAILABLE LABOUR FORCE: 1-YEAR & 2-YEAR CHANGES

How has the available labour force changed over the past 2 years?

**WINDSOR CMA**  
Local Results

Employment  
**154.4K**

↓ -14,200 from same month last year

↓ -6,700 from same month 2 years ago

Unemployment  
**16.7K**


↑ 5,600 from same month last year

↑ 4,100 from same month 2 years ago

Not Participating  
**128.8K**

↑ 12,500 from same month last year

↑ 11,700 from same month 2 years ago



Source:

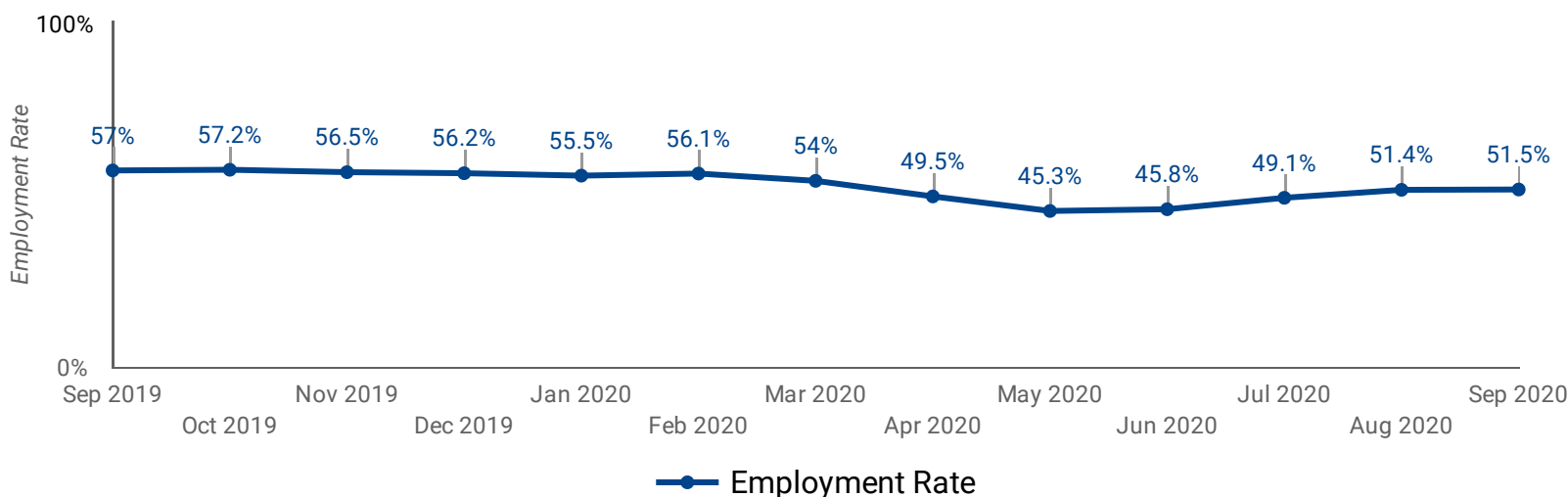
Statistics Canada: Labour Force Survey: Windsor CMA.

The Windsor CMA includes Lakeshore, Tecumseh, Windsor, LaSalle, and Amherstburg.

Released October 9, 2020 | Seasonally adjusted, standard margin of error

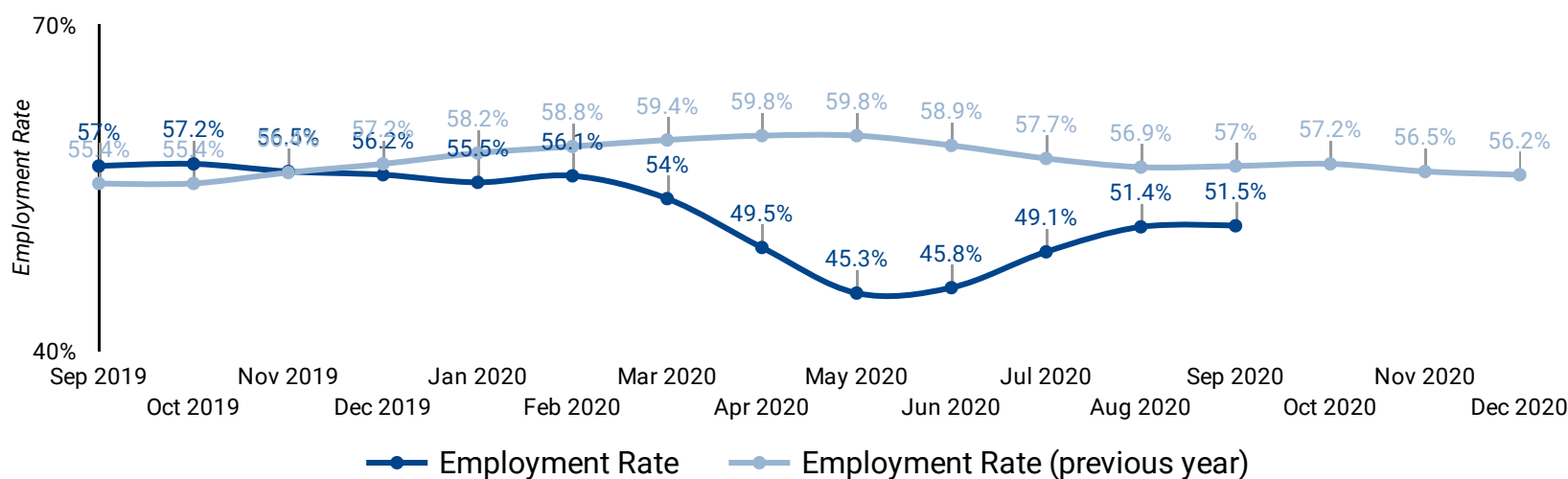
## EMPLOYMENT RATE: PAST 13 MONTHS

How has the employment rate changed over the last 13 months?




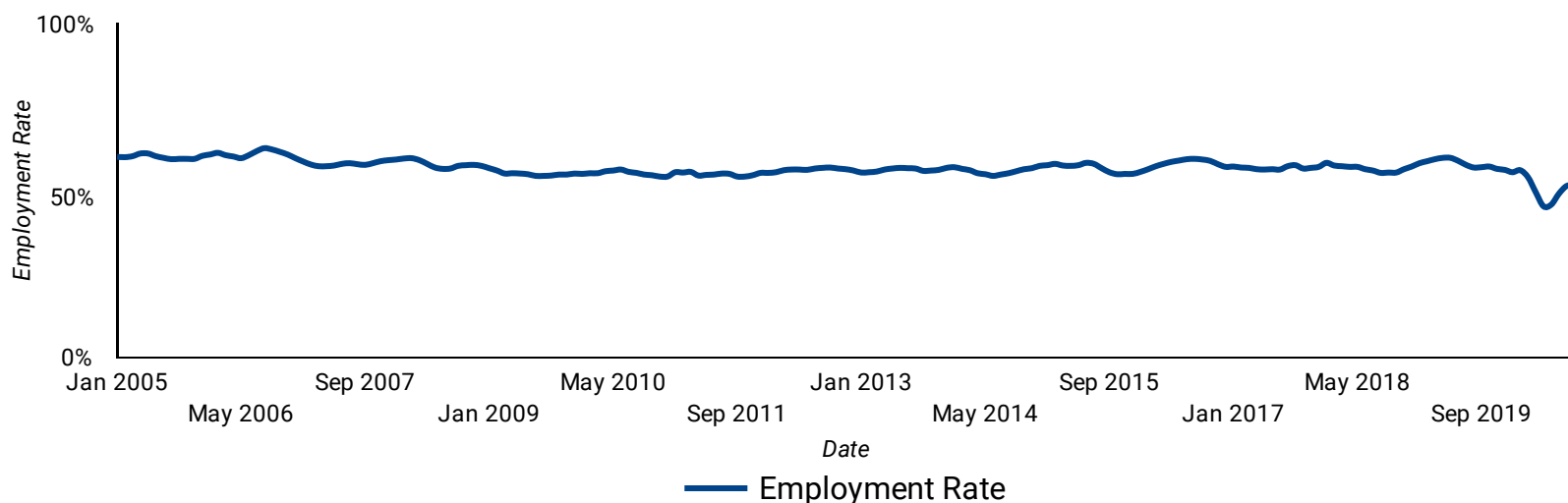
## EMPLOYMENT RATE: YEAR OVER YEAR BY MONTH

How does the employment rate compare against last year's employment rate?



## EMPLOYMENT RATE: PAST 15 YEARS BY MONTH

How does the employment rate compare over the past 15 years?



**Source:**

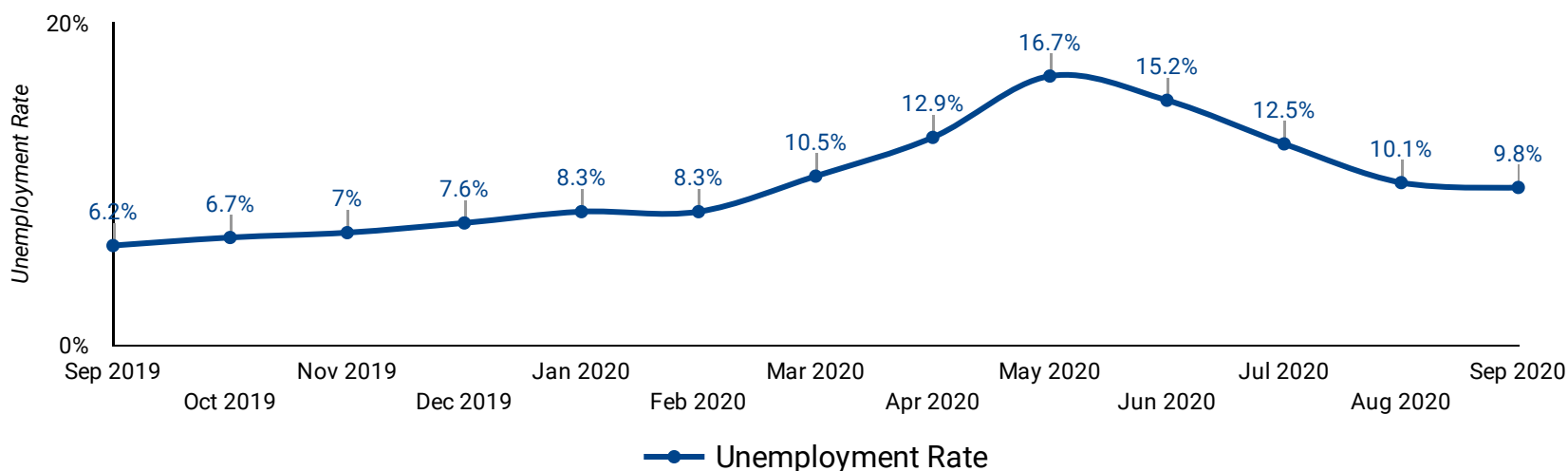
Statistics Canada: Labour Force Survey: Windsor CMA.

The Windsor CMA includes Lakeshore, Tecumseh, Windsor, LaSalle, and Amherstburg.

Released October 9, 2020 | Seasonally adjusted, standard margin of error

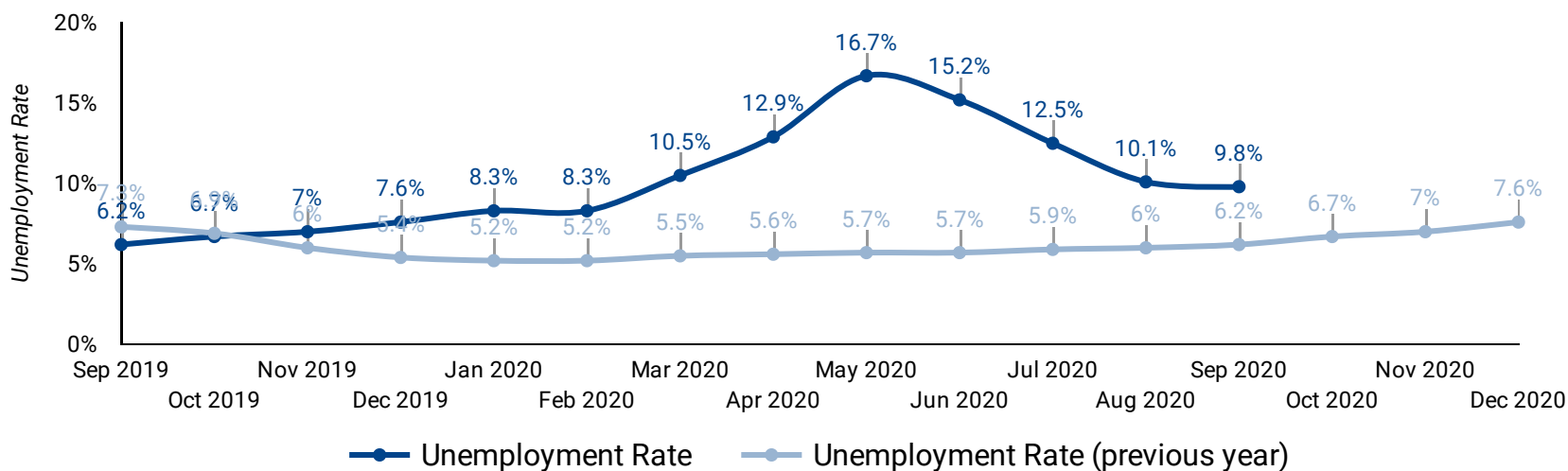
## UNEMPLOYMENT RATE: PAST 13 MONTHS

How has the unemployment rate changed over the last 13 months?




## UNEMPLOYMENT RATE: YEAR OVER YEAR BY MONTH

How does the unemployment rate compare against last year's unemployment rate?



## UNEMPLOYMENT RATE: PAST 15-YEARS BY MONTH

How does the unemployment rate compare over the past 15 years?



**Source:**

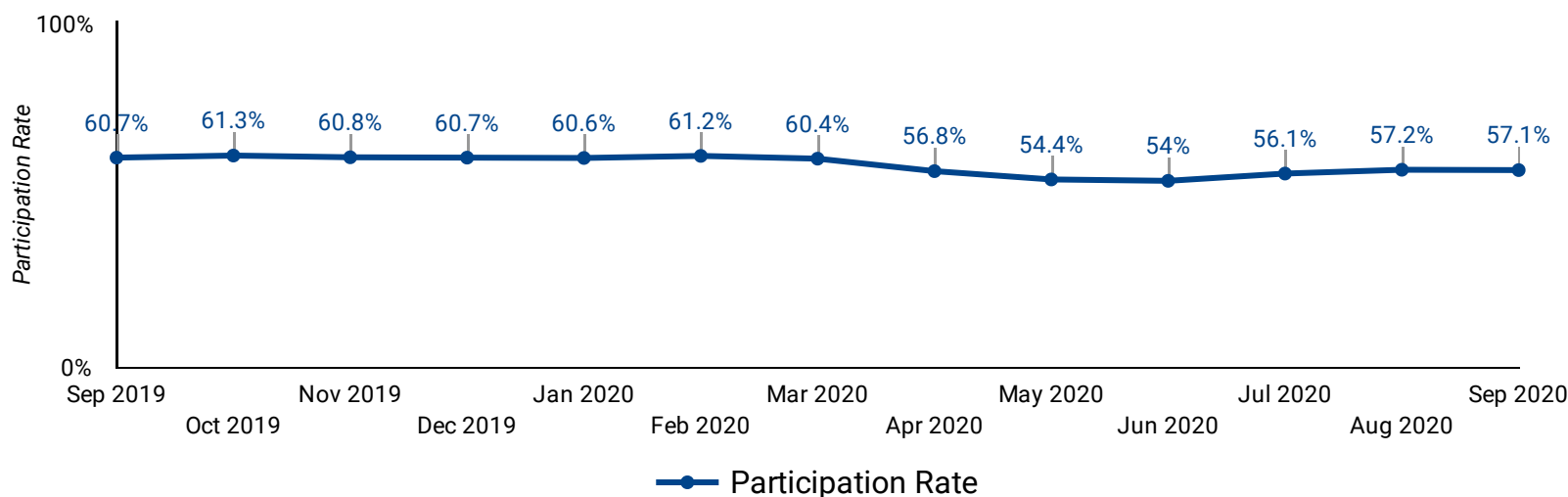
Statistics Canada: Labour Force Survey: Windsor CMA.

The Windsor CMA includes Lakeshore, Tecumseh, Windsor, LaSalle, and Amherstburg.

Released October 9, 2020 | Seasonally adjusted, standard margin of error

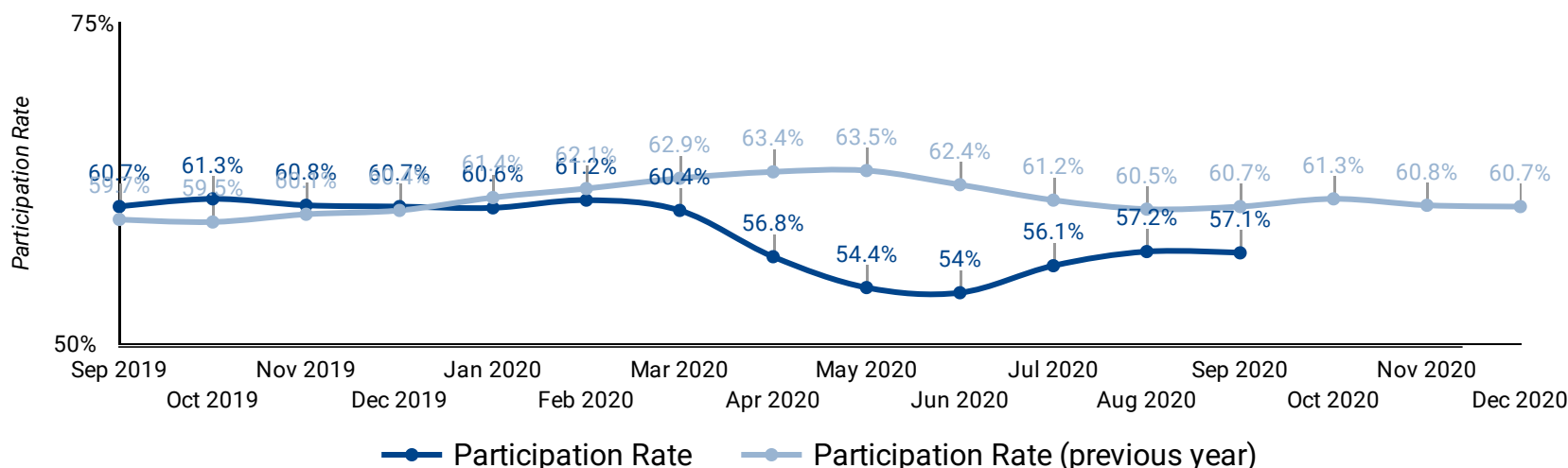
## PARTICIPATION RATE: PAST 13 MONTHS

How has the participation rate changed over the last 13 months?



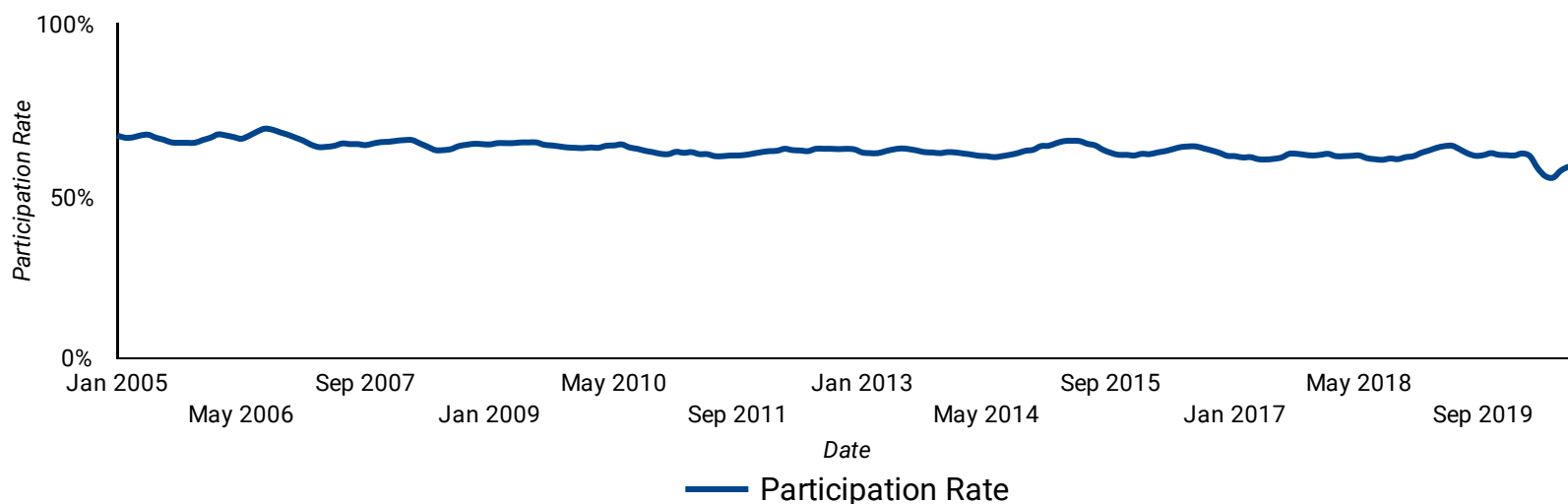
## PARTICIPATION RATE: YEAR OVER YEAR BY MONTH

How does the participation rate compare against last year's participation rate?



## PARTICIPATION RATE: PAST 15-YEARS BY MONTH

How does the participation rate compare over the past 15 years?



**Source:**

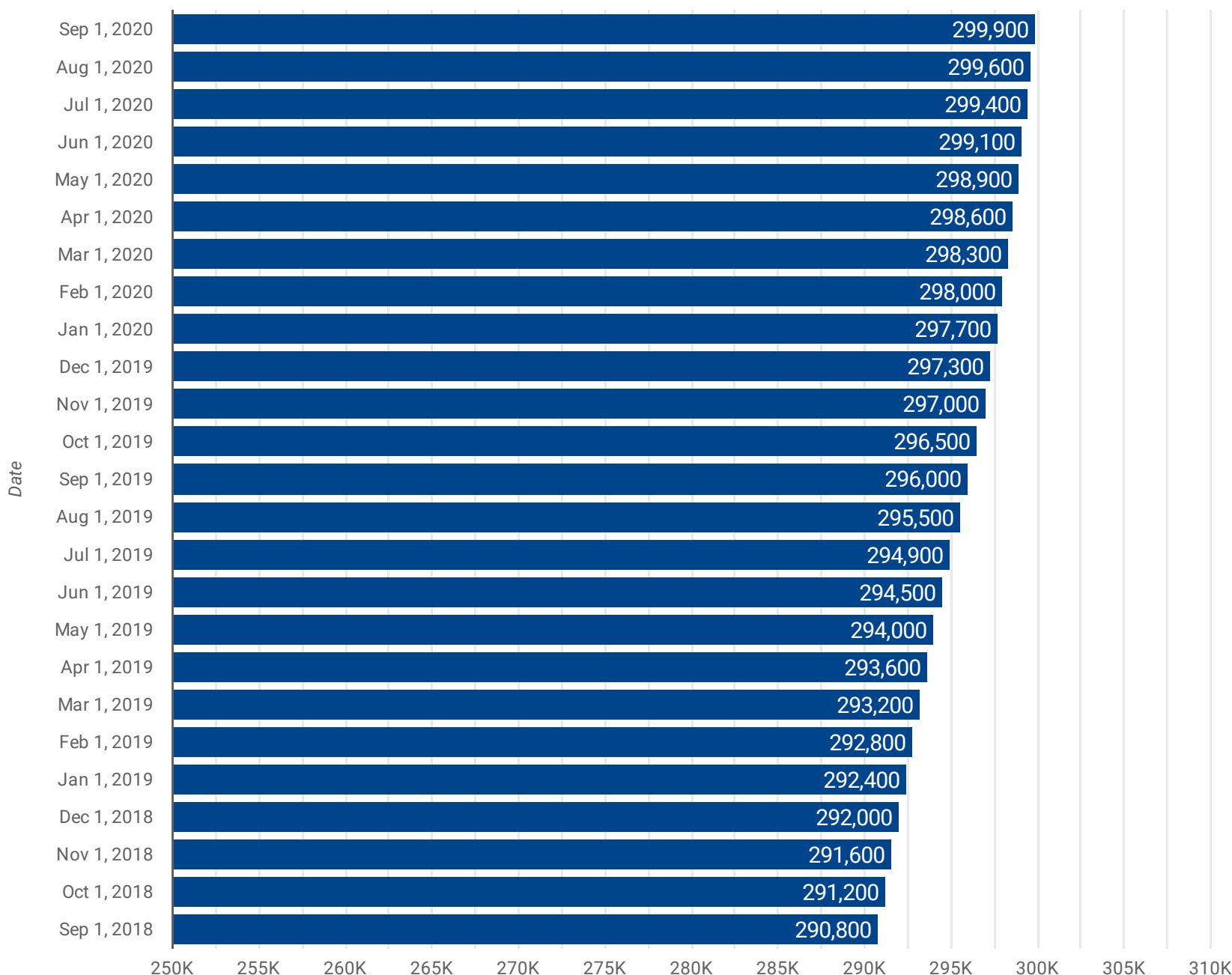
Statistics Canada: Labour Force Survey: Windsor CMA.

The Windsor CMA includes Lakeshore, Tecumseh, Windsor, LaSalle, and Amherstburg.

Released October 9, 2020 | Seasonally adjusted, standard margin of error

## POPULATION ESTIMATES: PAST 25 MONTHS

How has the population changed over the past 25 months?



## POPULATION ESTIMATES: 1-YEAR, 2-YEAR & 3-YEAR CHANGES

How has the population changed over the past 3 years?

### WINDSOR CMA

Local Results

Population  
**299.9K**

↑ 3,900 since September 2019

↑ 9,100 since September 2018


↑ 14,000 since September 2017

Population  
**299.9K**

↑ 3,900 in last 12 months

↑ 9,100 in last 24 months

↑ 14,000 in last 36 months



#### Source:

Statistics Canada: Labour Force Survey: Windsor CMA.

The Windsor CMA includes Lakeshore, Tecumseh, Windsor, LaSalle, and Amherstburg.



This project is funded in part by the Government of Canada and the Government of Ontario