

Labour Force Survey Release Information

Windsor CMA

*Includes Windsor, Lakeshore, LaSalle, Tecumseh, and Amherstburg

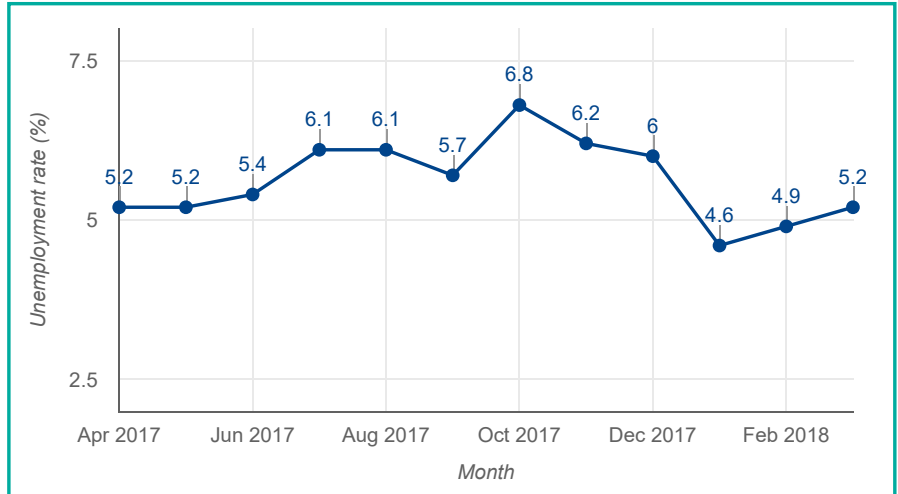
March 2018

Released April 6, 2018

Unemployment Rate

February 2018: 4.9%
March 2018: 5.2%

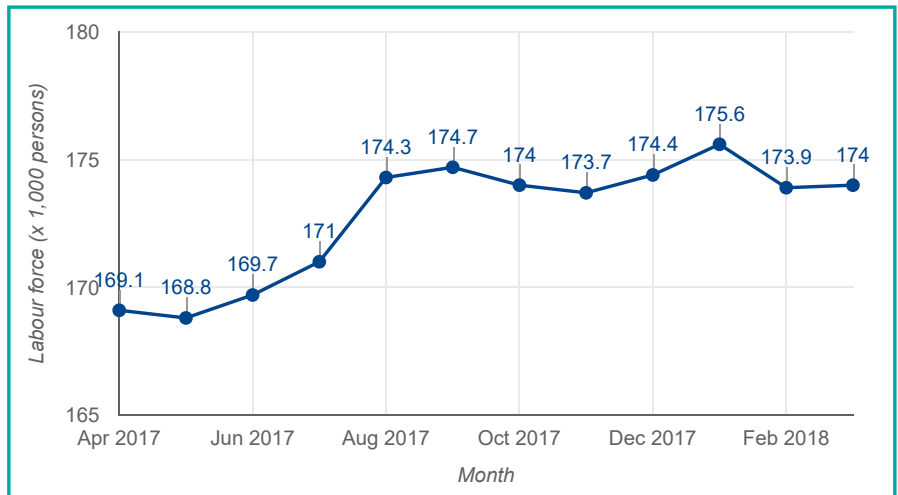
Increased 0.3%



Labour Force x1000 persons

February 2018: 173.9
March 2018: 174.0

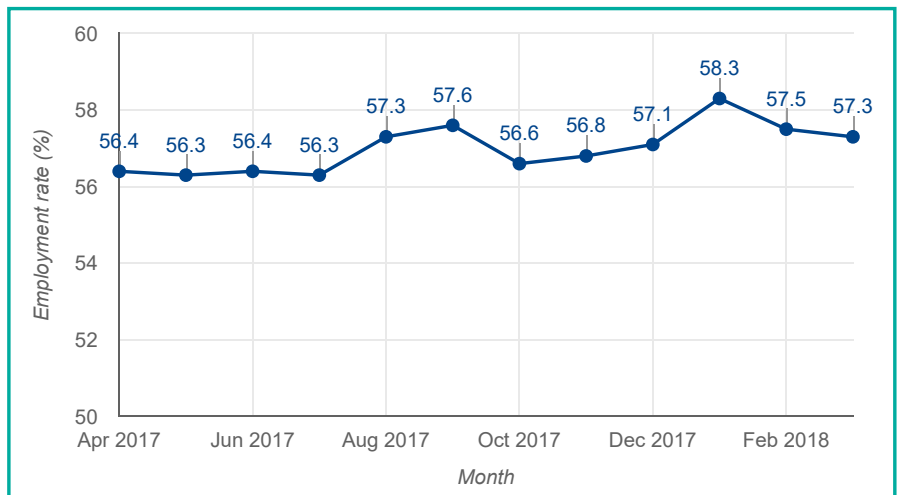
Increased 100



Employment Rate

February 2018: 57.5%
March 2018: 57.3%

Decreased 0.2%

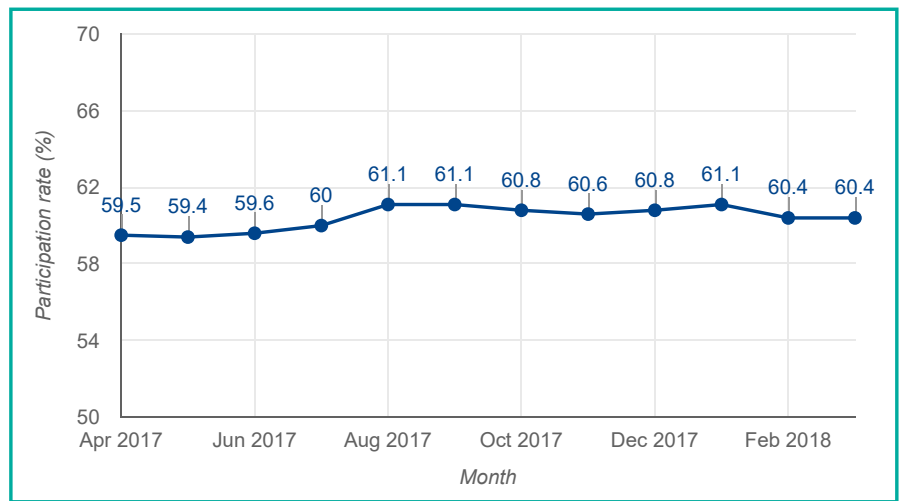


Participation Rate

February 2018: 60.4%

March 2018: 60.4%

Remained the same



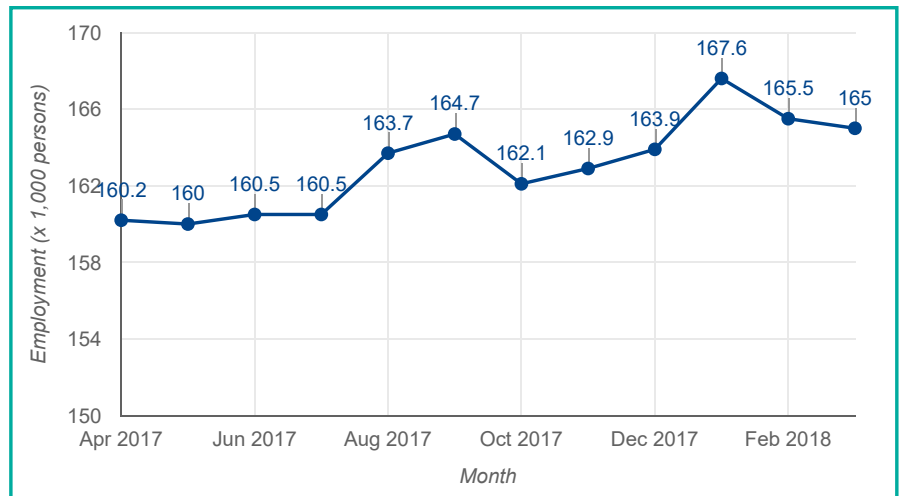
Employment

x1000 persons

February 2018: 165.5

March 2018: 165.0

Decreased 500



Unemployment

x1000 persons

February 2018: 8.5

March 2018: 9.0

Increased 500



Unemployment rate of Ontario: 5.5%

The Windsor CMA population increased by 400 in March, from 287,800 in February to 288,200 in March.

The labour force survey is seasonally adjusted, accounting and averaging for peaks in hiring around holidays, summer, etc. The figures fall within a standard of error.