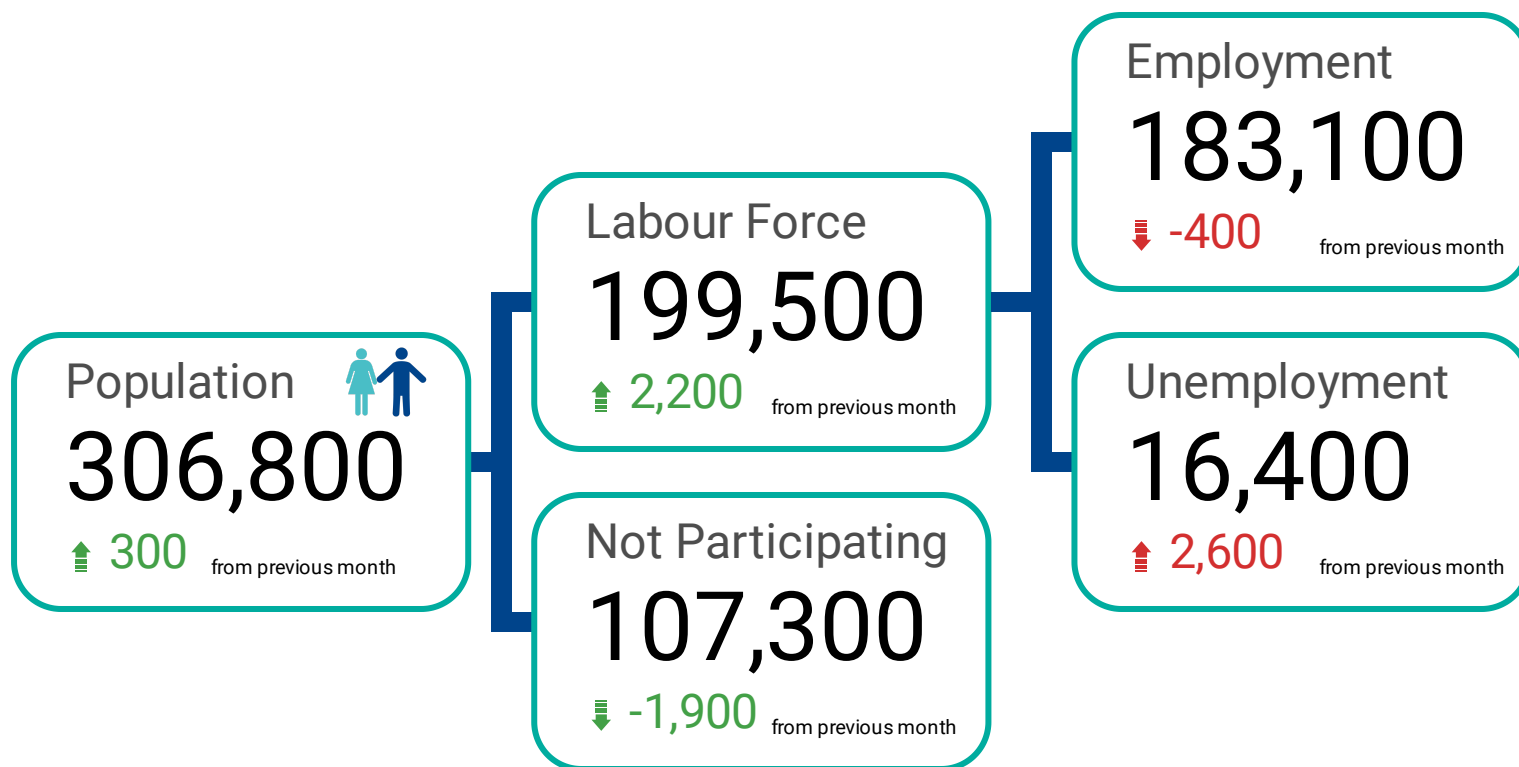


Released February 4, 2022 | Seasonally adjusted, standard margin of error

## LABOUR FORCE SURVEY RESULTS AT A GLANCE

How has population, labour force participation, employment, and unemployment changed from the previous month?



## COMPARING LABOUR FORCE SURVEY RESULTS

How has Windsor CMA performed relative to the overall Ontario and Canadian performance?

### WINDSOR CMA Local Results

Unemployment Rate

8.2%

↑ 1.2% from previous month

↓ -2.1% from same month last year

The % of the population aged 15 years of age and older who are looking for work.

Employment Rate

59.7%

↓ -0.2% from previous month

↑ 9.5% from same month last year

The % of the population aged 15 years of age and older who are working.

Participation Rate

65.0%

↑ 0.6% from previous month

↑ 9.0% from same month last year

The % of the population aged 15 years of age and older who are working or looking for work.

### ONTARIO Provincial Results

ON Unemployment Rate

7.3%

↑ 1.2% from previous month

ON Employment Rate

60.3%

↓ -1.2% from previous month

ON Participation Rate

65.0%

↓ -0.5% from previous month

### CANADA Federal Results

CDN Unemployment Rate

6.5%

↑ 0.5% from previous month

CDN Employment Rate

60.8%

↓ -0.7% from previous month

CDN Participation Rate

65.0%

↓ -0.4% from previous month



#### Source:

Statistics Canada: Labour Force Survey: Windsor CMA.

The Windsor CMA includes Lakeshore, Tecumseh, Windsor, LaSalle, and Amherstburg.

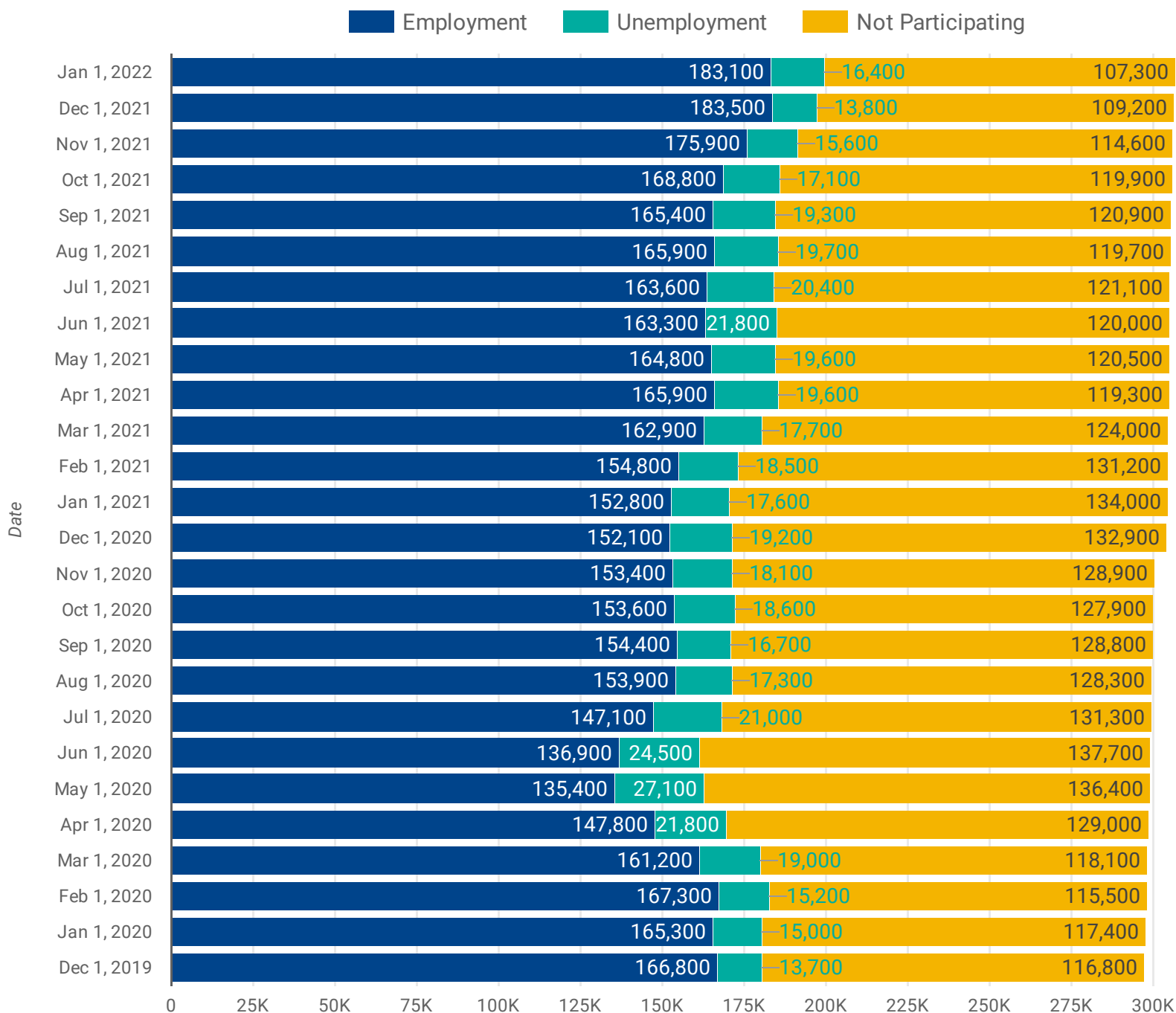
**Ontario**

This project is funded in part by the Government of Canada and the Government of Ontario

Released February 4, 2022 | Seasonally adjusted, standard margin of error

## THE AVAILABLE LABOUR FORCE: PAST 25 MONTHS

How has the available labour force changed over the past 25 months?



## THE AVAILABLE LABOUR FORCE: 1-YEAR & 2-YEAR CHANGES

How has the available labour force changed over the past 2 years?

### WINDSOR CMA Local Results

Employment

**183.1K**

↑ 30,300 from same month last year

↑ 17,800 from same month 2 years ago

Unemployment

**16.4K**

↓ -1,200 from same month last year


↑ 1,400 from same month 2 years ago

Not Participating

**107.3K**

↓ -26,700 from same month last year

↓ -10,100 from same month 2 years ago



Source:

Statistics Canada: Labour Force Survey: Windsor CMA.

The Windsor CMA includes Lakeshore, Tecumseh, Windsor, LaSalle, and Amherstburg.

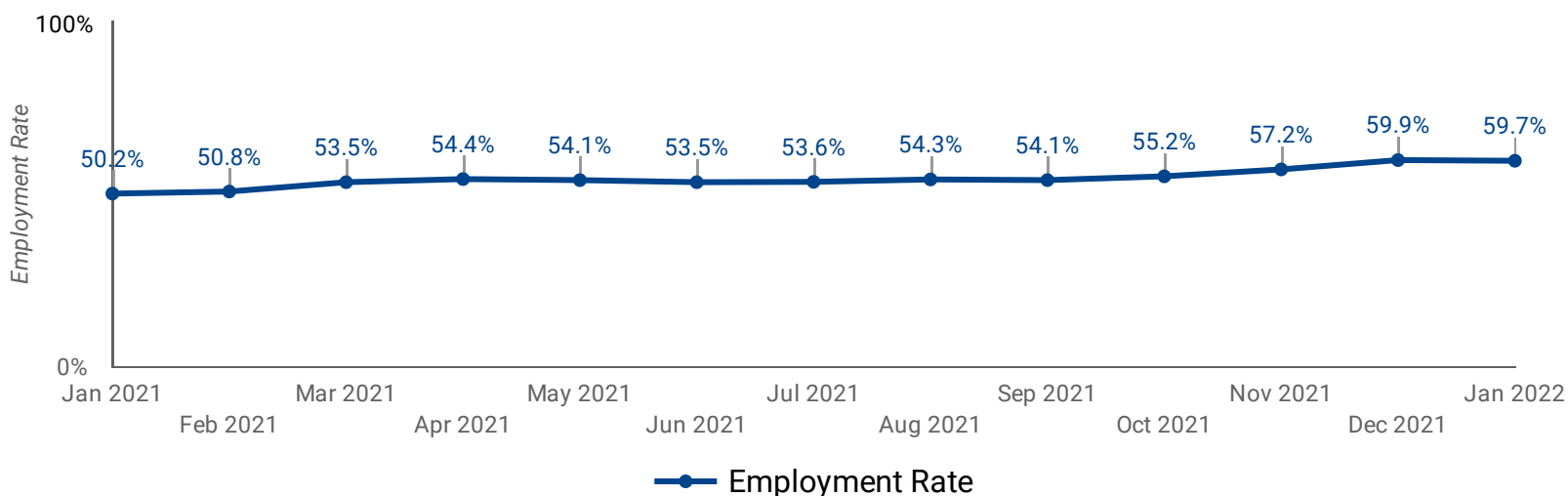
**Ontario**

This project is funded in part by the Government of Canada and the Government of Ontario

Released February 4, 2022 | Seasonally adjusted, standard margin of error

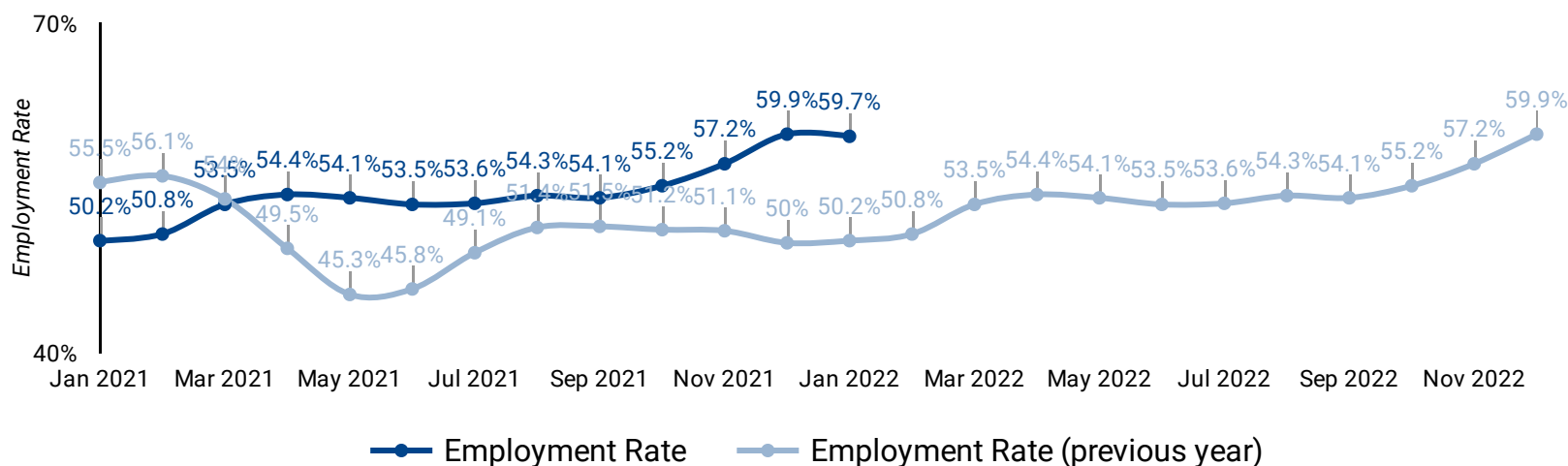
## EMPLOYMENT RATE: PAST 13 MONTHS

How has the employment rate changed over the last 13 months?



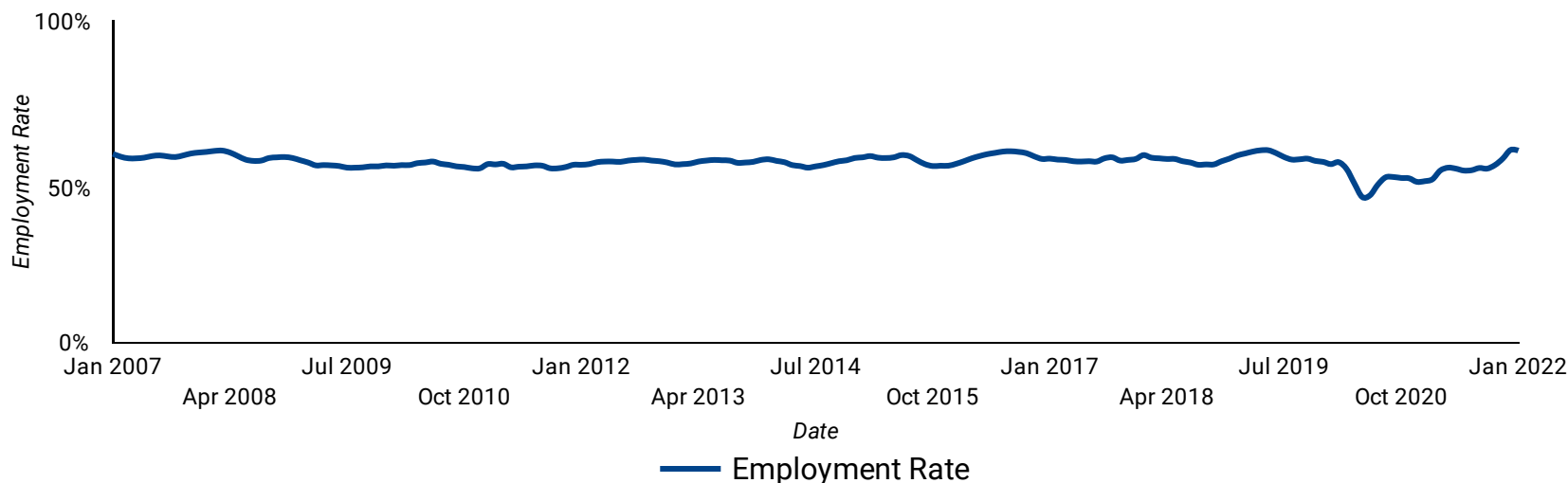
## EMPLOYMENT RATE: YEAR OVER YEAR BY MONTH

How does the employment rate compare against last year's employment rate?



## EMPLOYMENT RATE: PAST 15 YEARS BY MONTH

How does the employment rate compare over the past 15 years?



### Source:

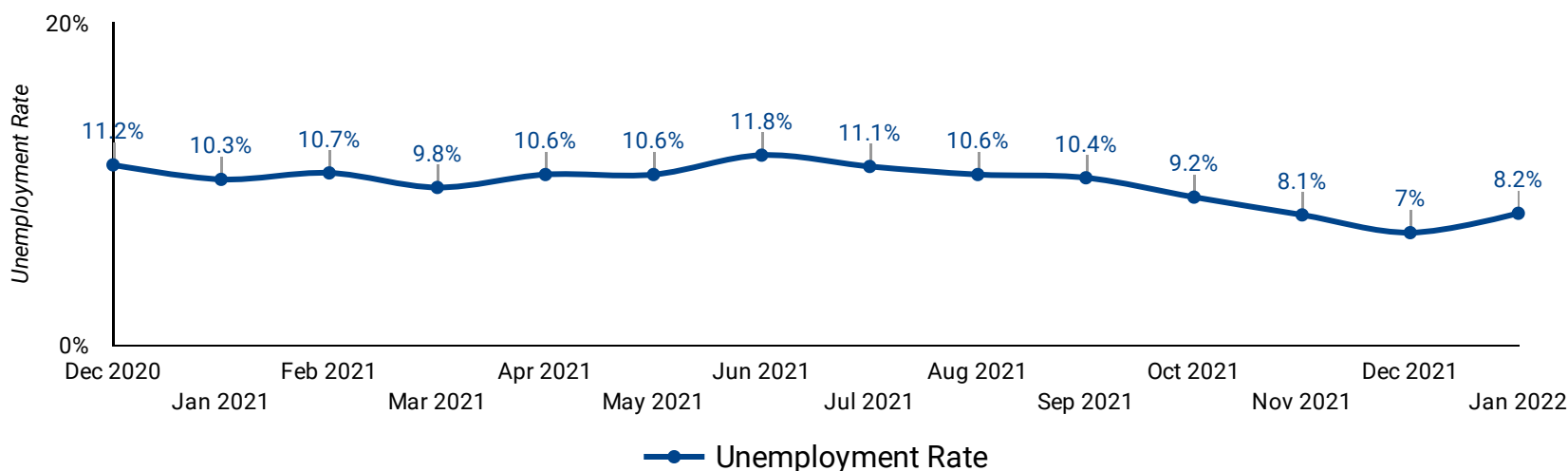
Statistics Canada: Labour Force Survey: Windsor CMA.

The Windsor CMA includes Lakeshore, Tecumseh, Windsor, LaSalle, and Amherstburg.

Released February 4, 2022 | Seasonally adjusted, standard margin of error

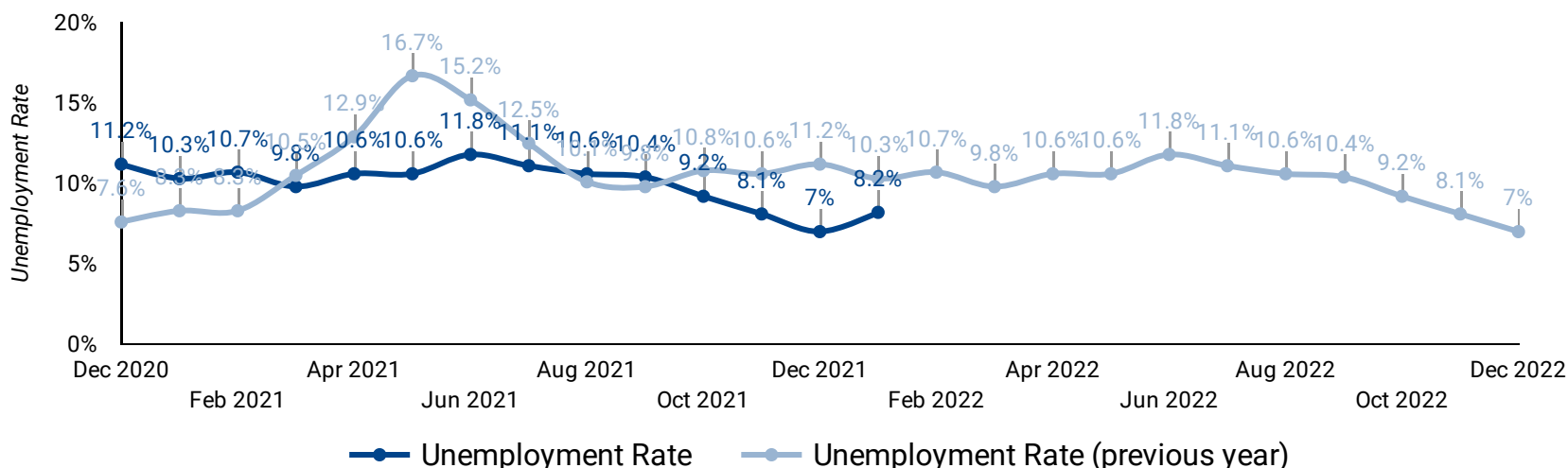
## UNEMPLOYMENT RATE: PAST 13 MONTHS

How has the unemployment rate changed over the last 13 months?



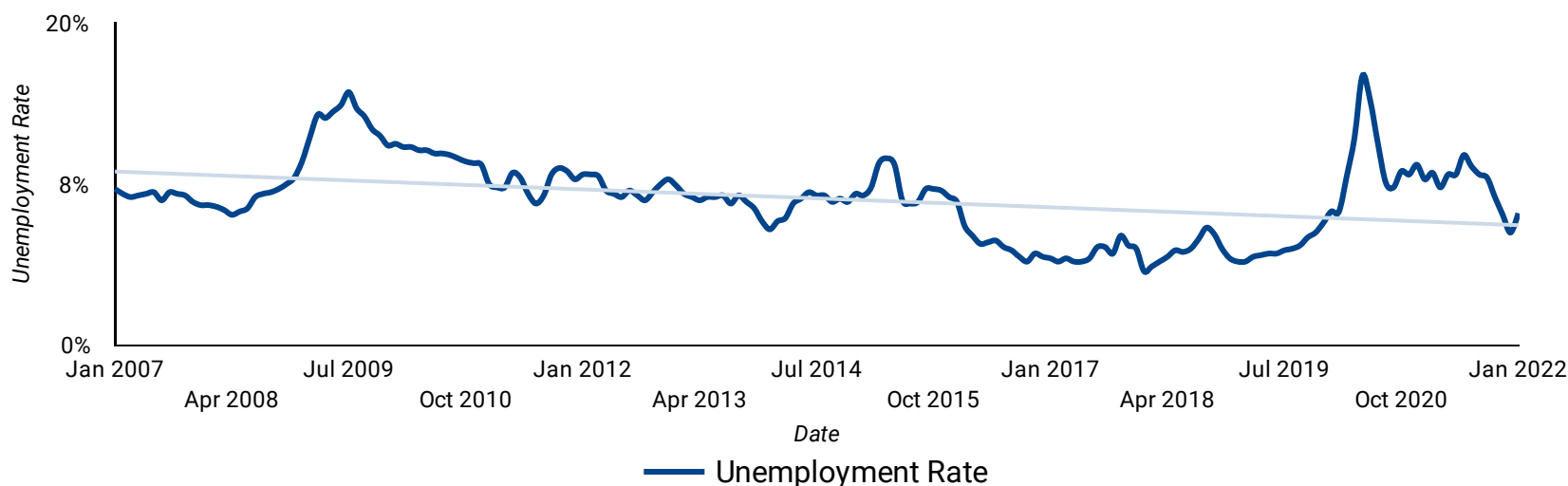
## UNEMPLOYMENT RATE: YEAR OVER YEAR BY MONTH

How does the unemployment rate compare against last year's unemployment rate?



## UNEMPLOYMENT RATE: PAST 15-YEARS BY MONTH

How does the unemployment rate compare over the past 15 years?



**Source:**

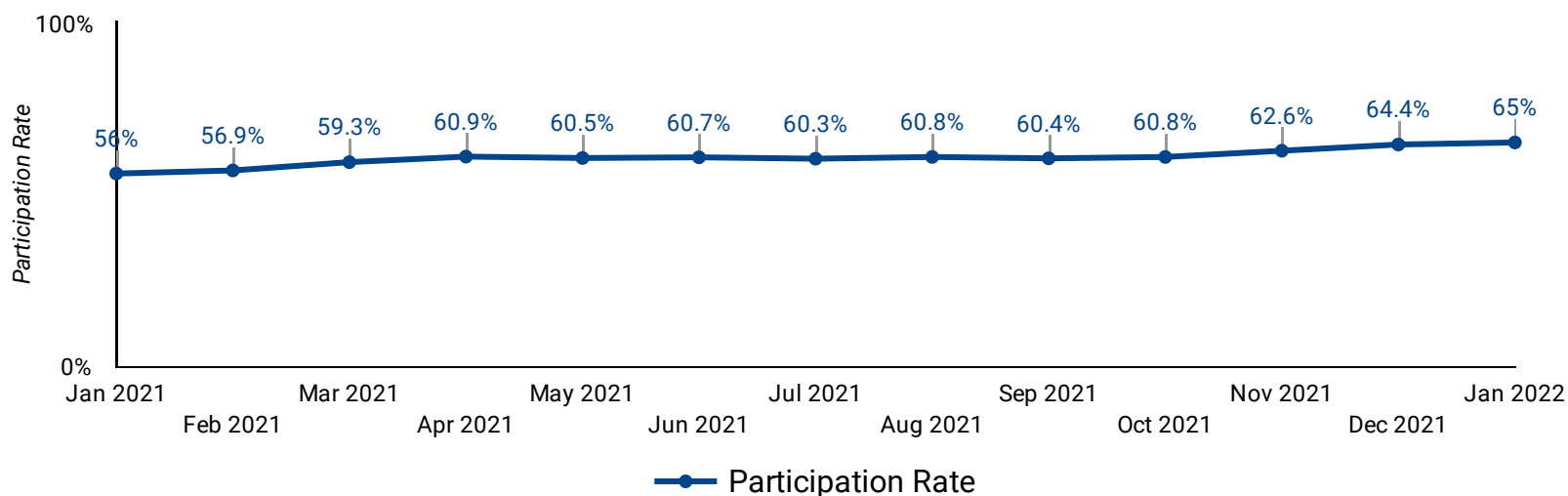
Statistics Canada: Labour Force Survey: Windsor CMA.

The Windsor CMA includes Lakeshore, Tecumseh, Windsor, LaSalle, and Amherstburg.

Released February 4, 2022 | Seasonally adjusted, standard margin of error

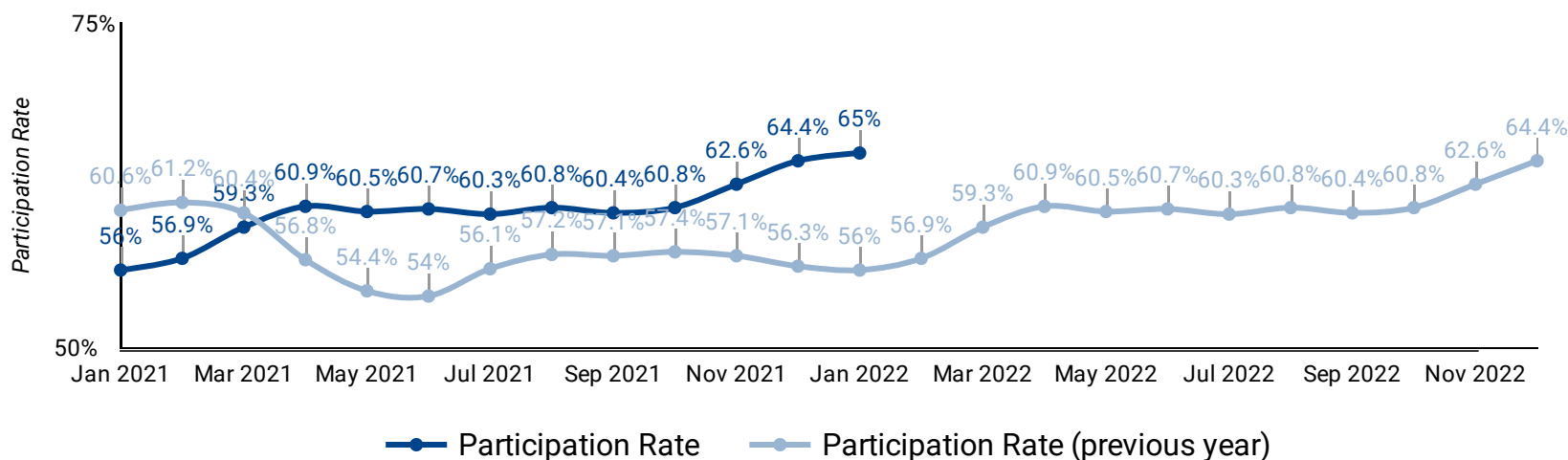
## PARTICIPATION RATE: PAST 13 MONTHS

How has the participation rate changed over the last 13 months?



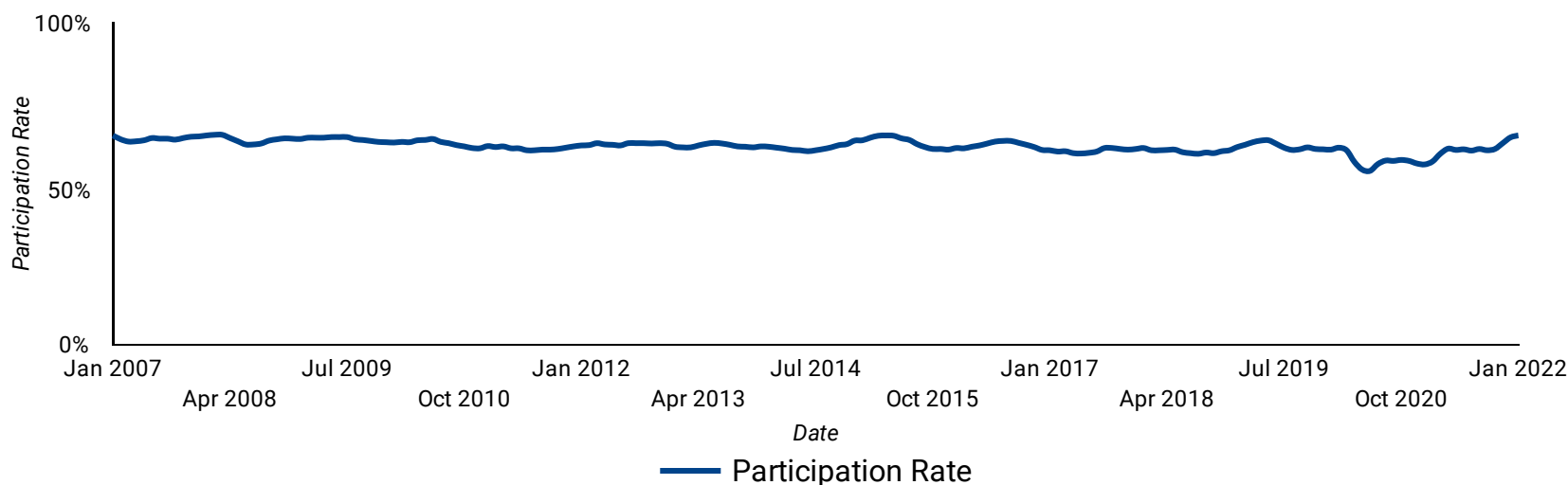
## PARTICIPATION RATE: YEAR OVER YEAR BY MONTH

How does the participation rate compare against last year's participation rate?



## PARTICIPATION RATE: PAST 15-YEARS BY MONTH

How does the participation rate compare over the past 15 years?



**Source:**

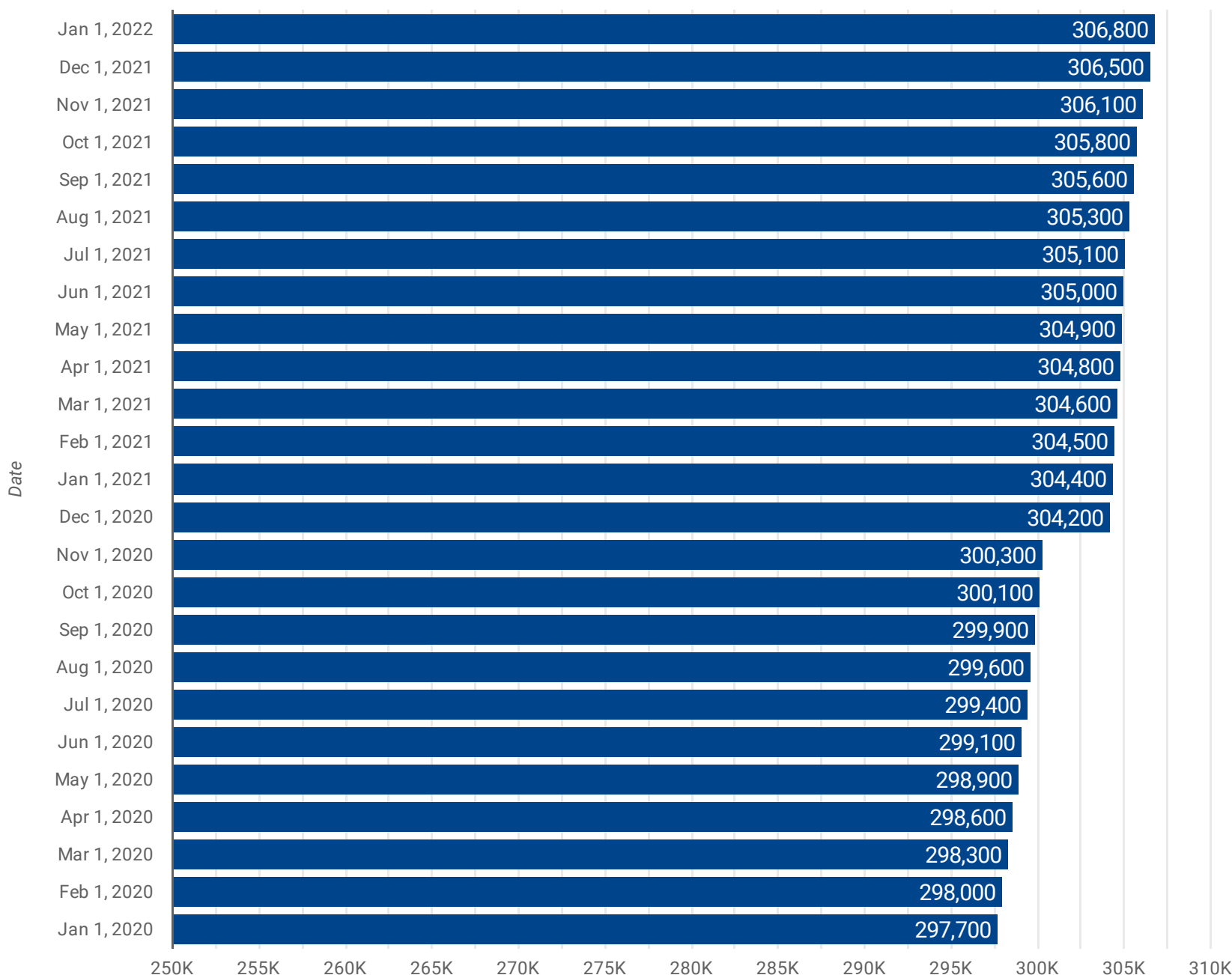
Statistics Canada: Labour Force Survey: Windsor CMA.

The Windsor CMA includes Lakeshore, Tecumseh, Windsor, LaSalle, and Amherstburg.

Released February 4, 2022 | Seasonally adjusted, standard margin of error

## POPULATION ESTIMATES: PAST 25 MONTHS

How has the population changed over the past 25 months?



## POPULATION ESTIMATES: 1-YEAR, 2-YEAR & 3-YEAR CHANGES

How has the population changed over the past 3 years?

### WINDSOR CMA

Local Results

Population

**306.8K**

⬆ 2,600 since December 2020

⬆ 9,500 since December 2019

⬆ 14,800 since December 2018


Population

**306.8K**

⬆ 2,400 in last 12 months

⬆ 9,100 in last 24 months

⬆ 14,400 in last 36 months



Source:

Statistics Canada: Labour Force Survey: Windsor CMA.

The Windsor CMA includes Lakeshore, Tecumseh, Windsor, LaSalle, and Amherstburg.

**Ontario**

This project is funded in part by the Government of Canada and the Government of Ontario