

JOB DEMAND REPORT

APRIL 2023

HIGHLIGHTS

JOB POSTINGS BY THE NUMBERS				# OF DAYS POSTED	
TOTAL POSTINGS	NEW THIS MONTH	COMPANIES	JOB BOARDS	AVERAGE	MEDIAN
6,207	3,362	2,093	52	22.5	20

REPORT BUILDER

The default filter selection below will show all job demand data for the month. You can use the filters to create a customized report for the purpose of understanding a subset of the data.

OCCUPATION FILTERS

SKILL TYPE NAME / 1-DIGIT NOC	▼
MAJOR GROUP / 2-DIGIT NOC	▼
MINOR GROUP / 3-DIGIT NOC	▼
UNIT GROUP / 4-DIGIT NOC	▼
SKILL LEVEL	▼
JOB TYPE	▼
JOB DURATION	▼
ADDITIONAL LANGUAGE	▼
SPECIFIC JOB TAGS	▼

INDUSTRY/SECTOR FILTERS

HIRING SECTOR BY 2-DIGIT NAICS CODE	▼
HIRING SECTOR BY 3-DIGIT NAICS CODE	▼
HIRING SECTOR BY 4-DIGIT NAICS CODE	▼
HIRING SECTOR BY 5-DIGIT NAICS CODE	▼
HIRING SECTOR BY 6-DIGIT NAICS CODE	▼

OTHER FILTERS

MUNICIPALITY	▼
CITY OR COUNTY	▼
JOB BOARD	▼

NOC = National Occupation Classification | NAICS = North American Industry Classification System

Source:

Job posting data collected by Workforce WindsorEssex from job boards and employer websites who recruit candidates in Windsor-Essex.

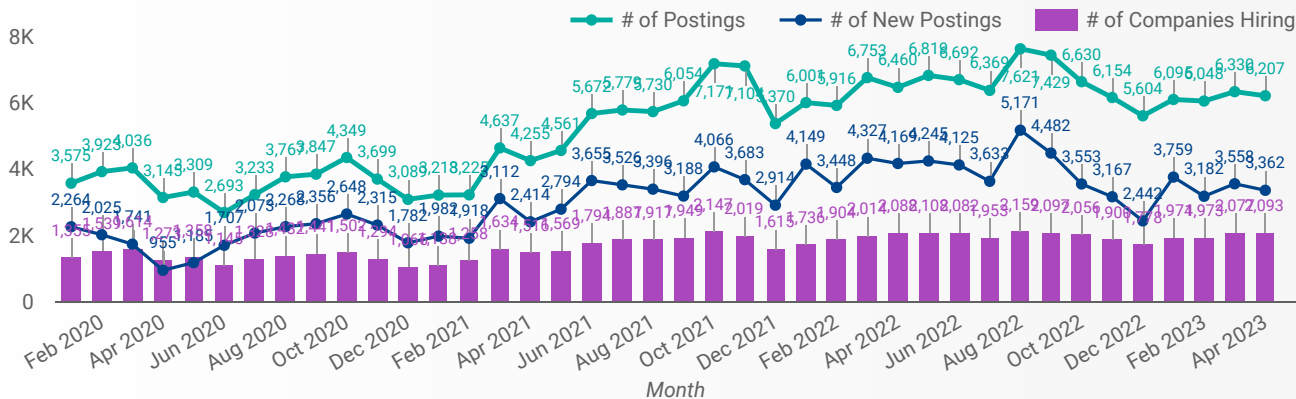


This Employment Ontario service is funded in part by the Government of Canada and the Government of Ontario.

Ce service Emploi Ontario est financé en partie par le gouvernement du Canada et le gouvernement de l'Ontario.

JOB POSTINGS BY MONTH FOR WINDSOR-ESSEX

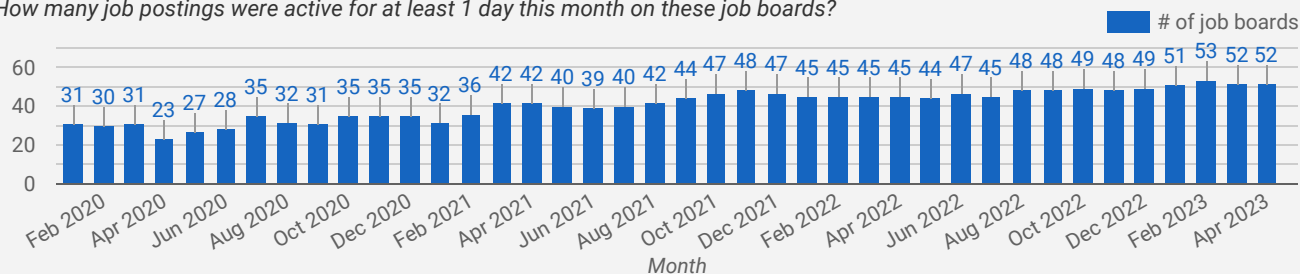
How many job postings were active for at least 1 day this month?



NOTE: This graph cannot be filtered using the controls on the cover page

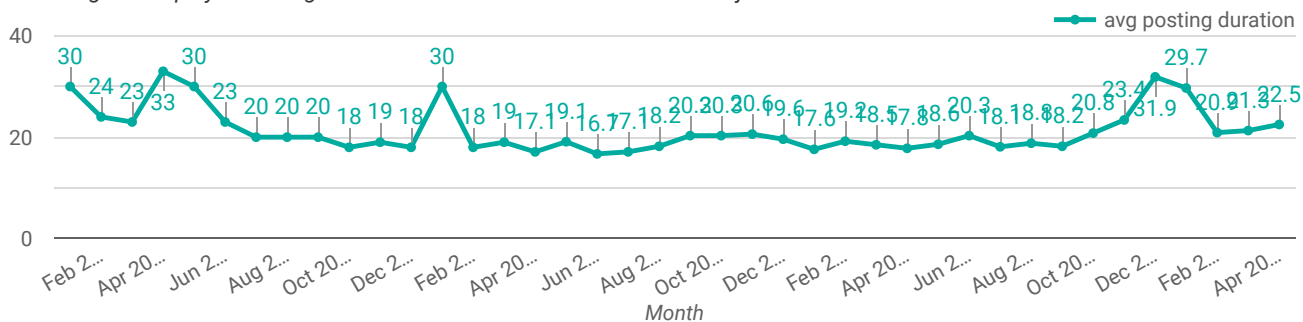
NUMBER OF ACTIVE JOB BOARDS

How many job postings were active for at least 1 day this month on these job boards?



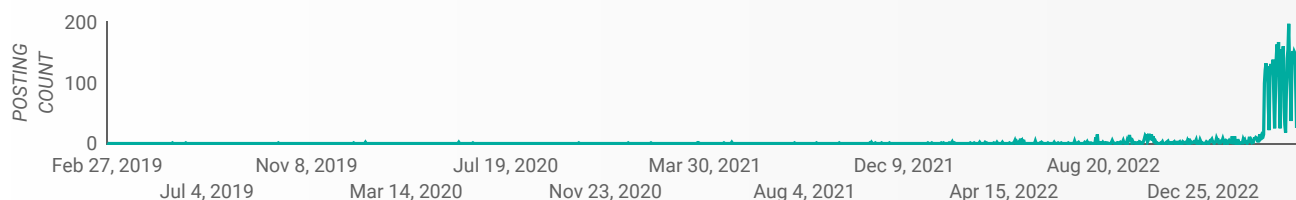
AVG & MEDIAN POSTING LENGTH BY DAYS

How long are employers having to recruit for to find candidates to fill their job vacancies?



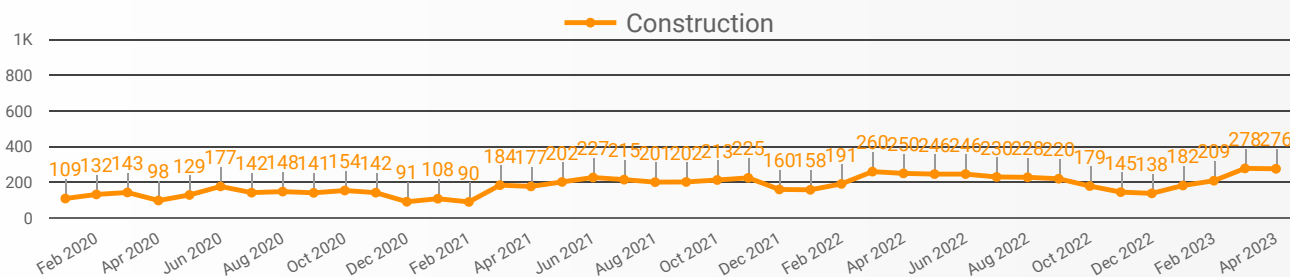
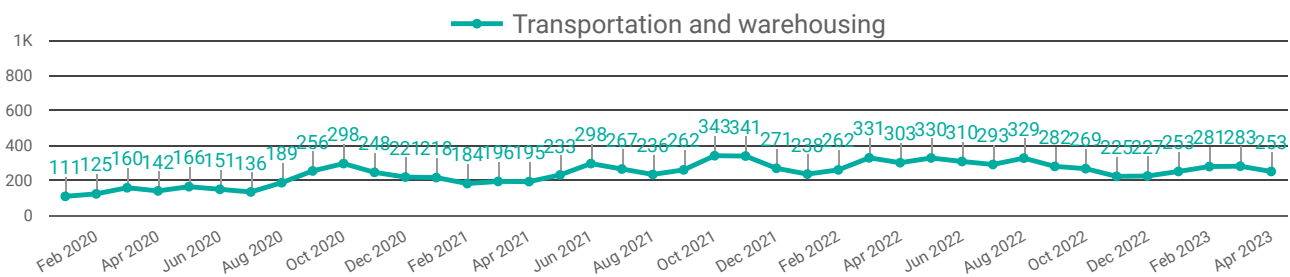
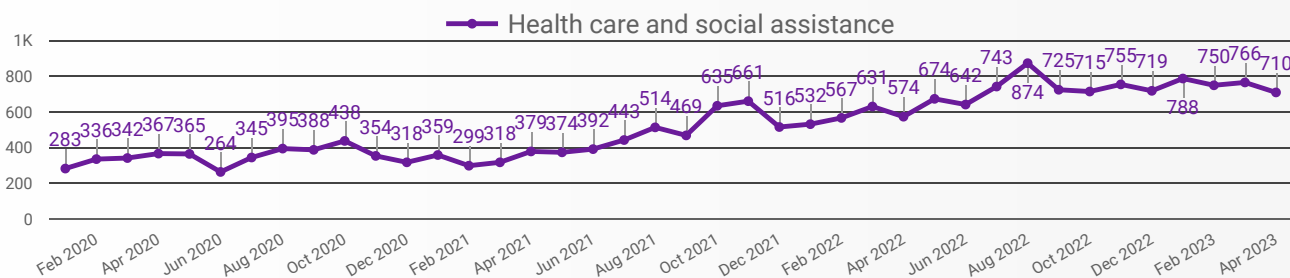
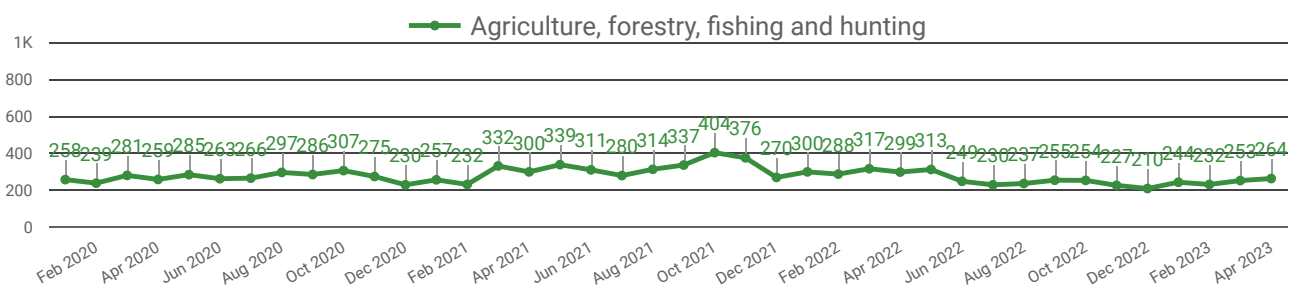
POST DATE TIMELINE FOR THIS MONTH'S ACTIVE JOB POSTINGS

How many job postings were active for at least 1 day this month?



DEMAND BY KEY SECTOR (WINDSOR-ESSEX)

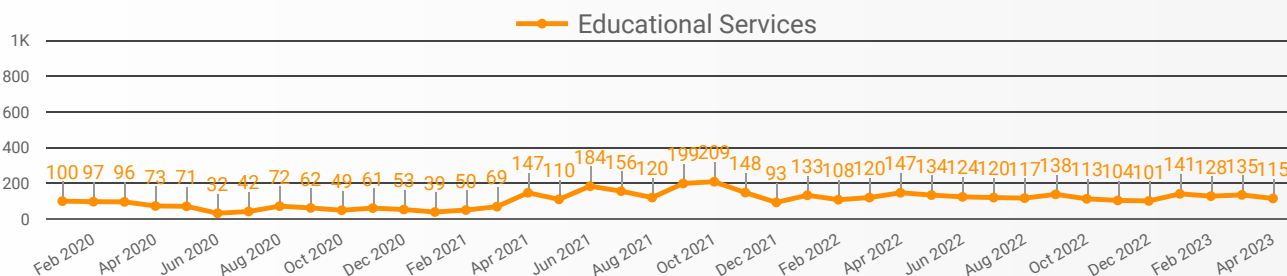
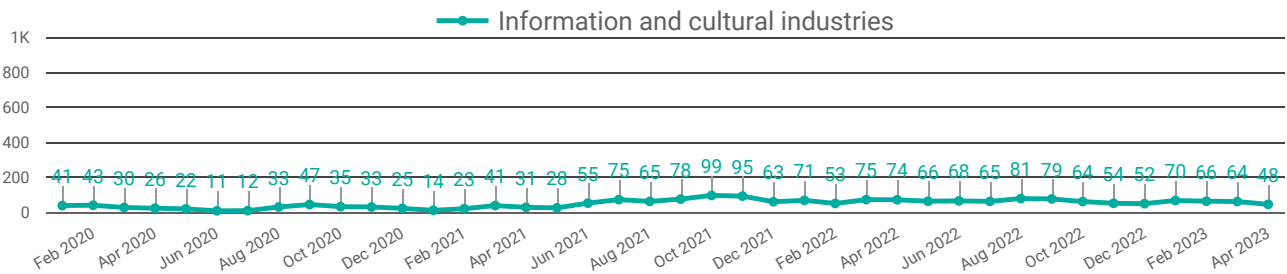
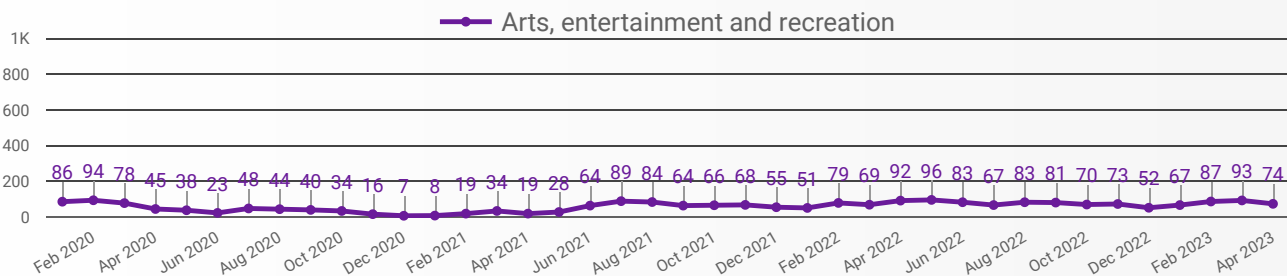
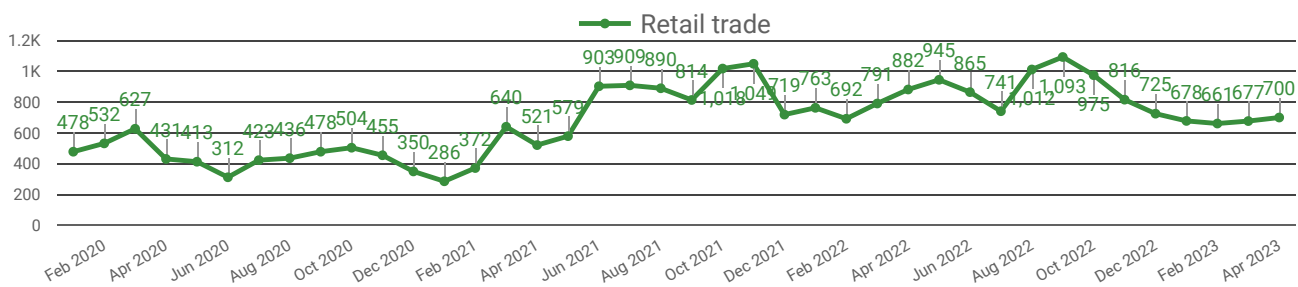
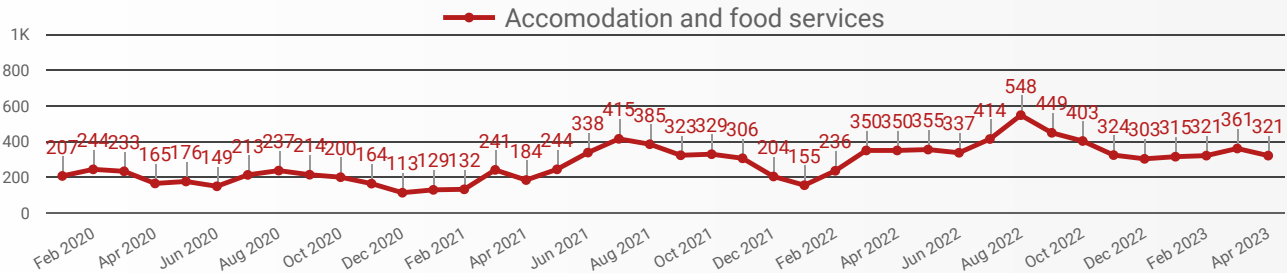
How many job postings were active for at least 1 day this month by sector?



NOTE: This graph cannot be filtered using the controls on the cover page

DEMAND BY IMPACTED SECTOR (WINDSOR-ESSEX)

How many job postings were active for at least 1 day this month by sector?



NOTE: This graph cannot be filtered using the controls on the cover page

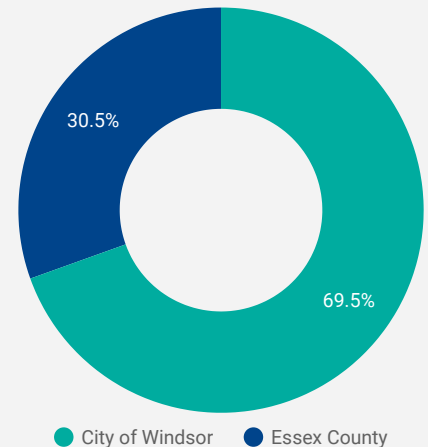
JOB POSTINGS BY MUNICIPALITY

Where are job opportunities being offered?

	MUNICIPALITY	POSTING COUNT	AVG POSTING LENGTH IN DAYS	MEDIAN POSTING LENGTH IN DAYS
1.	City of Windsor	4,294	21.8	20
2.	Town of Tecumseh	494	21.8	20
3.	Municipality of Leamington	485	23.5	20
4.	Town of Kingsville	287	28.7	20
5.	Town of Essex	213	23.7	20
6.	Town of Lakeshore	149	24.5	20
7.	Town of LaSalle	133	21.3	20
8.	Town of Amherstburg	122	22.9	20

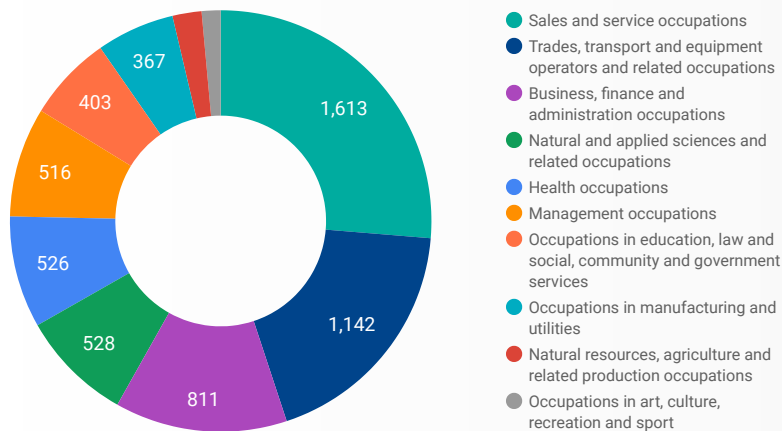
URBAN & RURAL DEMAND

Job Postings by Location



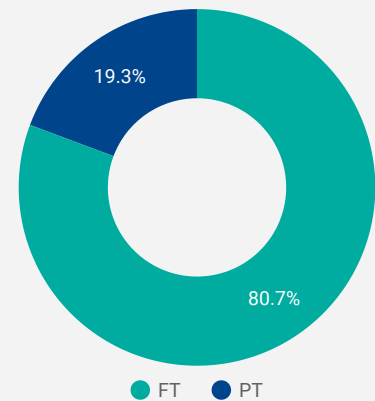
JOB POSTINGS BY SKILL TYPE

What skill type is being recruited?



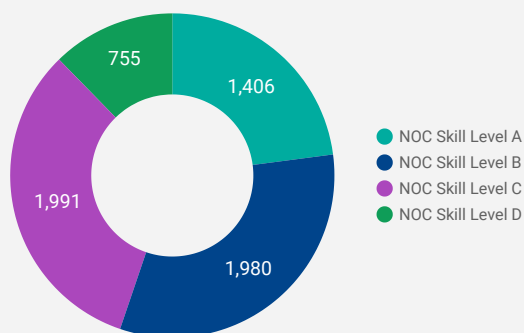
JOB TYPE

Full-time vs Part-time



JOB POSTINGS BY SKILL LEVEL

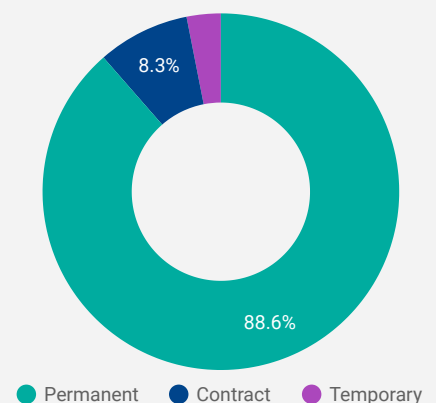
What education do occupations typically require?



Skill Level A = Usually University education | Skill Level B = Usually College education or Apprenticeship training | Skill Level C = Usually Secondary education or occupation-specific training | Skill Level D = Usually on-the-job training

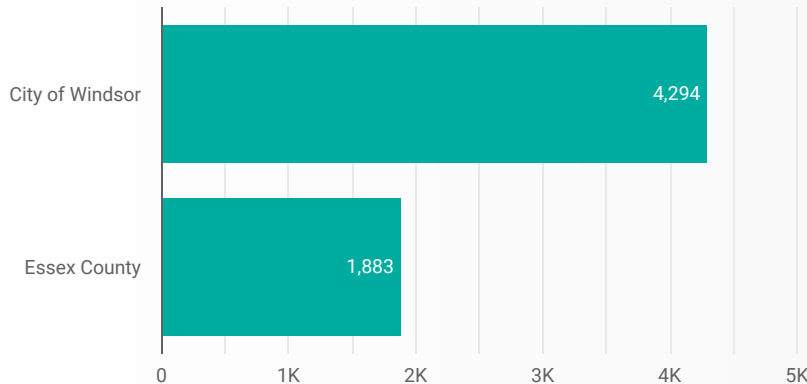
JOB DURATION

Permanency of jobs posted



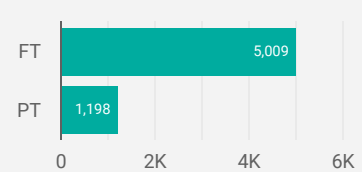
JOB POSTINGS BY COUNTY VS CITY

Job Postings by Location



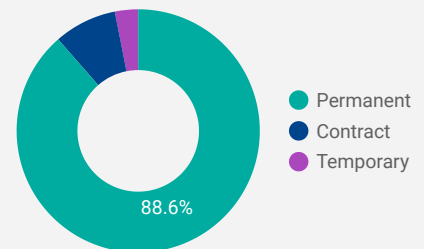
JOB TYPE

of Full-time vs Part-time Jobs



JOB DURATION

Permanency of jobs posted



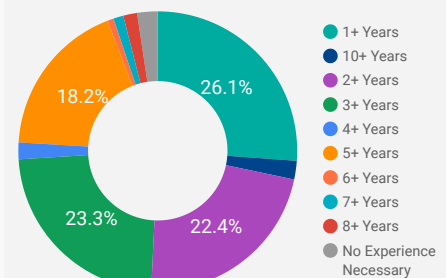
JOB POSTINGS BY MUNICIPALITY

Where are job opportunities being offered?

	MUNICIPALITY	POSTING COUNT	AVG POSTING LENGTH IN DAYS	MEDIAN POSTING LENGTH IN DAYS
1.	City of Windsor	4,294	21.8	20
2.	Town of Tecumseh	494	21.8	20
3.	Municipality of Leamington	485	23.5	20
4.	Town of Kingsville	287	28.7	20
5.	Town of Essex	213	23.7	20
6.	Town of Lakeshore	149	24.5	20
7.	Town of LaSalle	133	21.3	20
8.	Town of Amherstburg	122	22.9	20

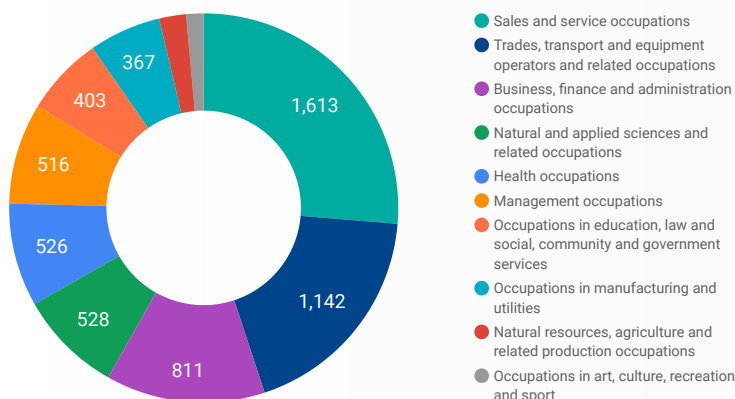
JOB EXPERIENCE LEVEL

Job Postings by Years of Experience Required



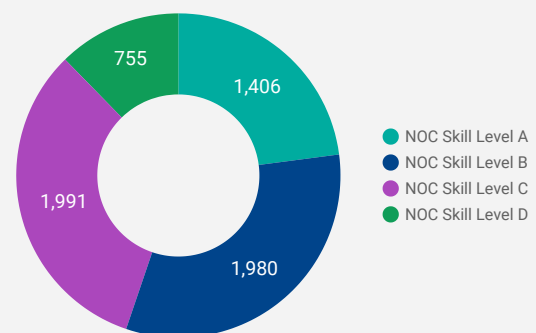
JOB POSTINGS BY JOB CATEGORY

What broad occupational category is being recruited?



JOB POSTINGS BY SKILL LEVEL

What education do occupations typically require?



Skill Level A = Usually University education | Skill Level B = Usually College education or Apprenticeship training | Skill Level C = Usually Secondary education or occupation-specific training | Skill Level D = Usually on-the-job training

TOP HIRING COMPANIES & AGENCIES

What companies are hiring?













	COMPANY	COMMUNITY	POSTINGS ▾	AVERAGE POSTING DURATION IN DAYS	MEDIAN POSTING DURATION IN DAYS
1.	Windsor Regional Hospital - Met Campus	Windsor	135	19.8	20
2.	City of Windsor Employment and Training Services (Windsor)	Windsor	63	196.0	187
3.	Unemployed Help Centre of Windsor Inc. (Belle River)	Windsor	57	47.0	21
4.	Windsor, Corporation of the City of	Windsor	54	17.4	20
5.	Nature Fresh Farms Inc.	Leamington	34	22.8	20
6.	Canadian Executive Search Group Inc.	Windsor	34	20.0	20
7.	Adzuna	Windsor	27	null	null
8.	Mastronardi Produce Limited	Kingsville	25	19.4	20
9.	GECDSEB Employment Assessment Centre Jobs	Leamington	25	88.8	103
10.	Mucci Farms Ltd.	Kingsville	25	78.4	20
11.	Loblaw Companies Limited	Windsor	25	18.4	20
12.	FCA Canada Inc.	Windsor	23	14.1	20
13.	The Electromac Group	Windsor	22	19.5	20
14.	Flex-N-Gate Corporation	Windsor	22	24.0	20
15.	Erie Shores HealthCare	Leamington	22	19.0	20
16.	Sunrise Senior Living	Windsor	22	19.1	20
17.	Loblaw Companies	Windsor	21	13.2	14
18.	HUB International	Windsor	20	18.9	20
19.	Victorian Order of Nurses / VON Canada	Windsor	20	31.4	25
20.	Lowe's Canada	Windsor	20	2.5	2
21.	BELFOR Canada	Windsor	20	20.0	20
22.	Centerline (Windsor) Limited	LaSalle	20	21.7	20
23.	UPS Canada	Windsor	19	19.5	20
24.	University of Windsor	Windsor	19	29.1	20
25.	Magna International Inc.	Tecumseh	19	19.6	20
26.	St. Clair College of Applied Arts & Technology	Windsor	19	18.9	20
27.	Paladin Security Group Ltd.	Windsor	19	20.0	20
28.	MOBIA Technology Innovations Inc.	Windsor	19	19.8	20
29.	Shoppers Drug Mart / Pharmaprix	Windsor	19	19.1	20
30.	Platinum Direct Hire Inc.	Windsor	18	20.0	20
31.

TOP HOURLY WAGES IN JOB POSTINGS

What are employers willing to pay to find the perfect candidate?

of Minimum Wage Jobs

237

	JOB TITLE	COMPANY	LOCATION	HOURLY WAGE ▾
1.	Registered Massage Therapist	Talbot Massage Therapy	Town of Essex	\$130 
2.	Technical Sales Engineer -ad	Unemployed Help Centre of Windsor Inc. (Belle River)	#N/A	\$125 
3.	Mobile Dentist	The Smile Room	City of Windsor	\$102 
4.	Electric Vehicle Part-time Instructor	St. Clair College of Applied Arts & Technology	City of Windsor	\$91 
5.	Greenhouse Technician Part-time Instructor	St. Clair College of Applied Arts & Technology	City of Windsor	\$91 
6.	Welding Techniques Part-time Instructor	St. Clair College of Applied Arts & Technology	City of Windsor	\$91 
7.	Registered Social Worker/ Psychotherapist	Critical Trauma Therapy	City of Windsor	\$88 
8.	Registered Massage Therapist Ontario Rmt	East Windsor Massage Therapy Clinic	City of Windsor	\$86 
9.	Family Mediator	The Mediation Centre Inc.	City of Windsor	\$80 
10.	Registered Massage Therapist	LitRosi Day Spa	City of Windsor	\$75 
11.	Speech-language Pathologist	Windsor-Essex Kid SPOT	City of Windsor	\$75 
12.	Registered Massage Therapist	Wholistic Counselling Services	City of Windsor	\$75 
				1 - 100 / 1810 < >

TOP SALARIES IN JOB POSTINGS

What are employers willing to pay to find the perfect candidate?

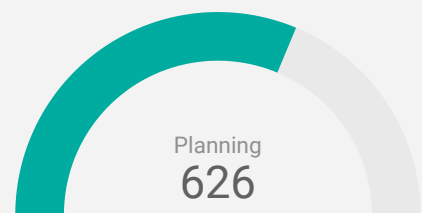
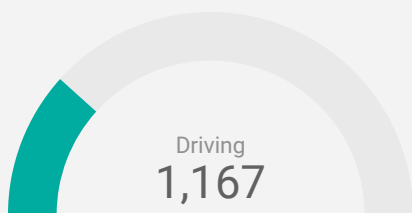
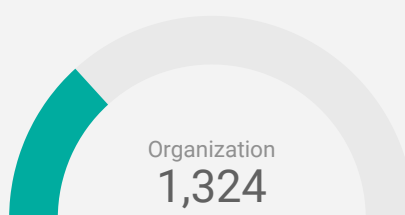
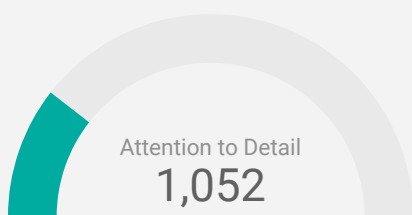
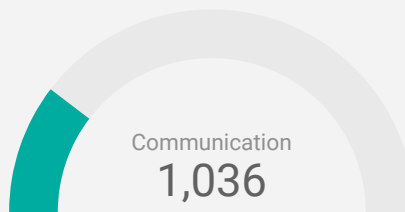
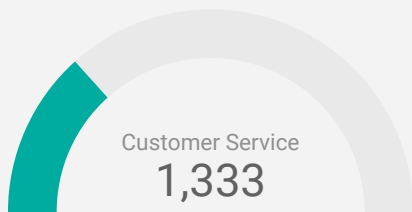
	JOB TITLE	COMPANY	LOCATION	ANNUAL SALARY ▾
1.	Flatbed Owner Operator Truck Driver	Movin' Freight Ltd.	City of Windsor	\$300,000 
2.	Truck Driver/ Owner Operator-az (dedicated Run,1k Signing Bonus Right Away)	Euro Link Logistic	Town of Tecumseh	\$292,659 
3.	Chief Executive Officer	Confidential	City of Windsor	\$250,000 
4.	Lead Bridge Engineer	Aecon Group Inc.	City of Windsor	\$230,000 
5.	Commissioner, Corporate Services - Chief Financial Officer/city Treasurer	Windsor, Corporation of the City of	City of Windsor	\$214,730 
6.	Veterinary Surgeon	Lloyd & Cowan Veterinary Recruitment	City of Windsor	\$200,000 
7.	Now Hiring Fast Approved - Owner Operators	Verspeeten Cartage	City of Windsor	\$200,000 
8.	Senior Director - Walkerville Operations	Private Company	City of Windsor	\$196,000 
9.	Outside Sales Representative -	One Home Group	City of Windsor	\$180,000 
				1 - 100 / 2179 < >

TOP IN-DEMAND SKILLS

How many times were these skills found in job postings?

ACTIVE JOB POSTINGS THIS MONTH

6,207



KEY JOB REQUIREMENTS

How often are these requirements desired in job postings?

ACTIVE JOB POSTINGS THIS MONTH

6,207



Driver's License

14



First Aid

236



Regular Access to a Vehicle

287



Criminal Record Check

256



Microsoft Office

408



Food Safety

114

JOB POSTINGS BY 4-DIGIT NOC, SKILL LEVEL, FREQUENCY & DURATION

What jobs are hard-to-fill and/or in-demand?

	4-DIGIT NOC CODE	4-DIGIT NOC LABEL	OCCUPATION'S SKILL LEVEL	POSTING COUNT ▾	AVG POSTING LENGTH IN DAYS	MEDIAN POSTING LENGTH IN DAYS
1.	6421	Retail salespersons	NOC Skill Level C	444	18	20
2.	7511	Transport truck drivers	NOC Skill Level C	225	22	20
3.	4412	Home support workers, housekeepers and related occupations	NOC Skill Level C	139	24	20
4.	7452	Material handlers	NOC Skill Level C	136	19	20
5.	6711	Food counter attendants, kitchen helpers and related support occupations	NOC Skill Level D	125	22	20
6.	3012	Registered nurses and registered psychiatric nurses	NOC Skill Level A	124	21	20
7.	6552	Other customer and information services representatives	NOC Skill Level C	123	21	20
8.	6733	Janitors, caretakers and building superintendents	NOC Skill Level D	119	22	20
9.	6322	Cooks	NOC Skill Level B	113	36	20
10.	7611	Construction trades helpers and labourers	NOC Skill Level D	107	20	20
11.	0621	Retail and wholesale trade managers	NOC Skill Level A	101	20	20
12.	9619	Other labourers in processing, manufacturing and utilities	NOC Skill Level D	94	24	20
13.	6311	Food service supervisors	NOC Skill Level B	91	26	20
14.	1241	Administrative assistants	NOC Skill Level B	78	22	20
15.	3233	Licensed practical nurses	NOC Skill Level B	78	26	20
16.	6541	Security guards and related security service occupations	NOC Skill Level C	76	19	20
17.	1221	Administrative officers	NOC Skill Level B	60	19	20
18.	7201	Contractors and supervisors, machining, metal forming, shaping and erecting trades and related occupations	NOC Skill Level B	60	24	20
19.	1114	Other financial officers	NOC Skill Level A	57	19	20
20.	0711	Construction managers	NOC Skill Level A	55	19	20
21.	2132	Mechanical engineers	NOC Skill Level A	53	14	20
22.	7321	Automotive service technicians, truck and bus mechanics and mechanical repairers	NOC Skill Level B	53	24	20
23.	7231	Machinists and machining and tooling inspectors	NOC Skill Level B	53	20	20
24.	0111	Financial managers	NOC Skill Level A	52	16	20
25.	1431	Accounting and related clerks	NOC Skill Level C	52	19	20
26.	6731	Light duty cleaners	NOC Skill Level D	51	30	20
27.	4212	Social and community service workers	NOC Skill Level B	49	18	20
28.	6211	Retail sales supervisors	NOC Skill Level B	48	32	20
29.	2141	Industrial and manufacturing engineers	NOC Skill Level A	48	20	20

JOB POSTINGS BY 3-DIGIT NOC, SKILL LEVEL, FREQUENCY & DURATION

What jobs are hard to fill and/or in-demand?

	3-DIGIT NOC CODE	3-DIGIT NOC LABEL	OCCUPATION'S SKILL LEVEL	POSTING COUNT ▾	AVG POSTING LENGTH IN DAYS	MEDIAN POSTING LENGTH IN DAYS
1.	642	Retail salespersons	NOC Skill Level C	444	18	20
2.	751	Motor vehicle and transit drivers	NOC Skill Level C	291	22	20
3.	673	Cleaners	NOC Skill Level D	194	24	20
4.	961	Labourers in processing, manufacturing and utilities	NOC Skill Level D	159	23	20
5.	441	Home care providers and educational support occupations	NOC Skill Level C	151	23	20
6.	632	Chefs and cooks	NOC Skill Level B	139	35	20
7.	723	Machining, metal forming, shaping and erecting trades	NOC Skill Level B	138	20	20
8.	745	Longshore workers and material handlers	NOC Skill Level C	136	19	20
9.	655	Customer and information services representatives	NOC Skill Level C	130	21	20
10.	111	Auditors, accountants and investment professionals	NOC Skill Level A	128	19	20
11.	213	Civil, mechanical, electrical and chemical engineers	NOC Skill Level A	128	17	20
12.	122	Administrative and regulatory occupations	NOC Skill Level B	127	20	20
13.	301	Professional occupations in nursing	NOC Skill Level A	125	21	20
14.	671	Food counter attendants, kitchen helpers and related support occupations	NOC Skill Level D	125	22	20
15.	761	Trades helpers and labourers	NOC Skill Level D	113	20	20
16.	124	Office administrative assistants - general, legal and medical	NOC Skill Level B	112	22	20
17.	323	Other technical occupations in health care	NOC Skill Level B	107	24	20
18.	421	Paraprofessional occupations in legal, social, community and education services	NOC Skill Level B	101	19	20
19.	062	Retail and wholesale trade managers	NOC Skill Level A	101	20	20
20.	217	Computer and information systems professionals	NOC Skill Level A	98	22	20
21.	631	Service supervisors	NOC Skill Level B	96	26	20
22.	731	Machinery and transportation equipment mechanics (except motor vehicles)	NOC Skill Level B	86	33	20
23.	321	Medical technologists and technicians (except dental health)	NOC Skill Level B	86	20	20
24.	143	Financial, insurance and related administrative support workers	NOC Skill Level C	85	19	20
25.	011	Senior managers - construction, transportation, production and utilities	NOC Skill Level A	84	19	20
26.	152	Supply chain logistics, tracking and scheduling co-ordination occupations	NOC Skill Level C	84	20	20
27.	071	Managers in customer and personal services, n.e.c.	NOC Skill Level A	83	20	20
28.	941	Machine operators and related workers in mineral and metal products processing and manufacturing	NOC Skill Level C	83	25	20

JOB POSTINGS BY 2-DIGIT NOC, SKILL LEVEL, FREQUENCY & DURATION

What jobs are hard to fill and/or in-demand?

	2-DIGIT NOC CODE	2-DIGIT NOC LABEL	OCCUPATION'S SKILL LEVEL	POSTING COUNT ▾	AVG POSTING LENGTH IN DAYS	MEDIAN POSTING LENGTH IN DAYS
1.	64	Sales representatives and salespersons - wholesale and retail trade	NOC Skill Level C	454	18	20
2.	72	Industrial, electrical and construction trades	NOC Skill Level B	349	21	20
3.	67	Service support and other service occupations, n.e.c.	NOC Skill Level D	334	23	20
4.	75	Transport and heavy equipment operation and related maintenance occupations	NOC Skill Level C	322	22	20
5.	65	Service representatives and other customer and personal services occupations	NOC Skill Level C	310	21	20
6.	21	Professional occupations in natural and applied sciences	NOC Skill Level A	306	20	20
7.	12	Administrative and financial supervisors and administrative occupations	NOC Skill Level B	296	21	20
8.	63	Service supervisors and specialized service occupations	NOC Skill Level B	266	30	20
9.	22	Technical occupations related to natural and applied sciences	NOC Skill Level B	222	26	20
10.	32	Technical occupations in health	NOC Skill Level B	220	22	20
11.	11	Professional occupations in business and finance	NOC Skill Level A	199	20	20
12.	73	Maintenance and equipment operation trades	NOC Skill Level B	195	26	20
13.	06	Middle management occupations in retail and wholesale trade and customer services	NOC Skill Level A	167	20	20
14.	14	Office support occupations	NOC Skill Level C	166	23	20
15.	96	Labourers in processing, manufacturing and utilities	NOC Skill Level D	159	23	20
16.	74	Other installers, repairers and servicers and material handlers	NOC Skill Level C	157	19	20
17.	44	Care providers and educational, legal and public protection support occupations	NOC Skill Level C	156	23	20
18.	62	Retail sales supervisors and specialized sales occupations	NOC Skill Level B	152	22	20
19.	94	Processing and manufacturing machine operators and related production workers	NOC Skill Level C	135	24	20
20.	30	Professional occupations in nursing	NOC Skill Level A	125	21	20
21.	76	Trades helpers, construction labourers and related occupations	NOC Skill Level D	119	20	20
22.	01	Senior managers - construction, transportation, production and utilities	NOC Skill Level A	118	19	20
23.	41	Professional occupations in law and social, community and government services	NOC Skill Level A	111	37	20
24.	31	Professional occupations in health (except nursing)	NOC Skill Level A	109	22	20
25.	42	Paraprofessional occupations in legal, social, community and education services	NOC Skill Level B	101	19	20
26.	66	Sales support occupations	NOC Skill Level D	97	23	20
27.	15	Distribution, tracking and scheduling coordination occupations	NOC Skill Level C	87	20	20

MULTILINGUAL JOB POSTINGS BY THE NUMBERS

ACTIVE POSTINGS	NEW POSTINGS	COMPANIES	LANGUAGES
696	282	392	13

OF DAYS POSTED

AVERAGE	MEDIAN
20.9	20

MULTILINGUAL JOB POSTINGS BY SKILL LEVEL

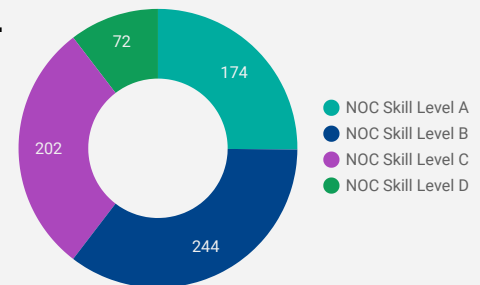
What language skills are employers looking for by occupational skill level?

174 Skill Level A - Management/ Professional Occupations usually requiring University

244 Skill Level B - Usually college education or apprenticeship training

202 Skill Level C - Usually secondary education or occupation-specific training

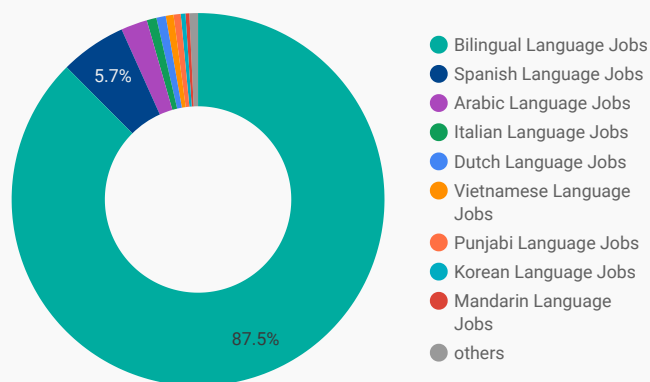
72 Skill Level D - Usually on-the-job training



LANGUAGES	NOI Skill Level A	NOI Skill Level B	NOI Skill Level C	NOI Skill Level D
Bilingual Language Jobs	149	213	182	67
Spanish Language Jobs	10	18	6	
Arabic Language Jobs	6	5	2	2
Indigenous Language Jobs	3	2	1	
Italian Language Jobs		3	2	1
Dutch Language Jobs	3		3	
Vietnamese Language Jobs		2	1	1

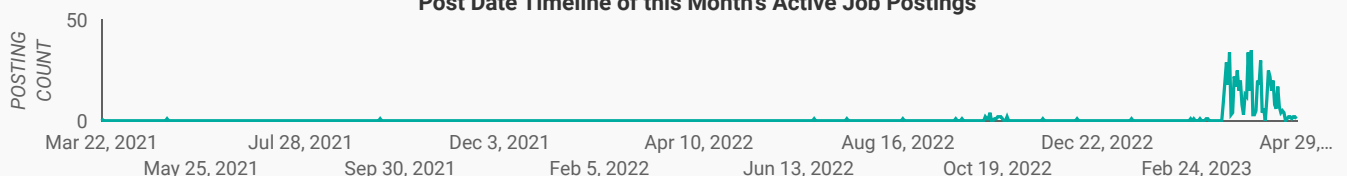
LANGUAGE SKILLS BREAKDOWN

Which kinds of language skills do employers seek?



LANGUAGES	POSTING COUNT
1. Bilingual Language Jobs	614
2. Spanish Language Jobs	34
3. Arabic Language Jobs	15
4. Dutch Language Jobs	6
5. Indigenous Language Jobs	6
6. Italian Language Jobs	6

Post Date Timeline of this Month's Active Job Postings



LANGUAGE SKILLS BEING RECRUITED BY JOB CATEGORY

What language skills are sought by 1-Digit NOC?

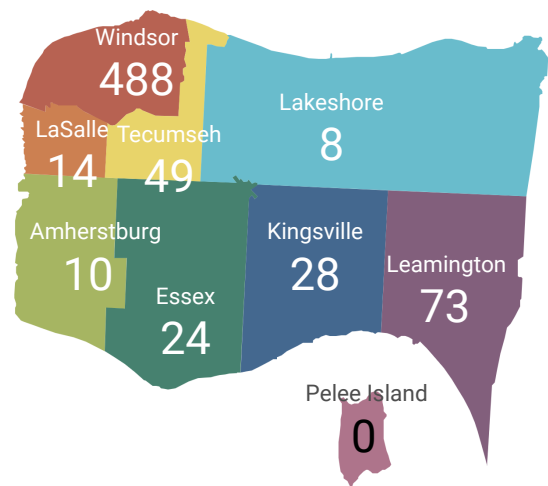
BROAD OCCUPATIONAL CATEGORY	Bilingual ...	Spanish ...	Arabic La...	Indigeno...	Italian La...	Dutch La...	Grand total
Business, finance and administration occup...	98	5	2			2	110
Health occupations	117		5	1			123
Management occupations	42	4					47
Natural and applied sciences and related o...	33	5				1	39
Natural resources, agriculture and related p...	10	7					17
Occupations in art, culture, recreation and s...	8	1					9
Occupations in education, law and social, c...	46	5	5	5			62
Occupations in manufacturing and utilities	31						31
Sales and service occupations	129	5	3		6	3	153
Trades, transport and equipment operators ...	97	2					101
Grand total	611	34	15	6	6	6	692

MULTILINGUAL JOB POSTINGS BY MUNICIPALITY

What language skills are sought by 4-Digit NOC?

	MUNICIPALITY	POSTINGS	AVG POSTING LENGTH IN DAYS	MEDIAN POSTING LENGTH IN DAYS
1.	City of Windsor	488	21.8	20
2.	Municipality of Leamington	73	23.5	20
3.	Town of Tecumseh	49	21.8	20
4.	Town of Kingsville	28	28.7	20
5.	Town of Essex	24	23.7	20
6.	Town of LaSalle	14	21.3	20
7.	Town of Amherstburg	10	22.9	20
8.	Town of Lakeshore	8	24.5	20

	UPPER TIER	POSTINGS	AVG POSTING LENGTH IN DAYS	MEDIAN POSTING LENGTH IN DAYS
1.	City of Windsor	488	21.8	20
2.	Essex County	206	23.7	20



LANGUAGE DEMAND BY JOB

What language skills are sought by 4-Digit NOC?

	4 DIGIT NOC NAME	POSTINGS ▾
1.	Retail salespersons	33
2.	Registered nurses and registered psychiat...	28
3.	Material handlers	20
4.	Transport truck drivers	18
5.	Licensed practical nurses	17
6.	Cooks	16
7.	Other customer and information services ...	16
8.	Food counter attendants, kitchen helpers ...	15
9.	Janitors, caretakers and building superint...	14
10.	Administrative assistants	14
11.	Social and community service workers	13
12.	Medical radiation technologists	13
13.	Other labourers in processing, manufactur...	12
14.	Administrative officers	10
15.	Social workers	10
16.	Construction managers	10
17.	Other financial officers	9
18.	Contractors and supervisors, landscaping,...	9
19.	Food and beverage servers	9
20.	Shippers and receivers	8
21.	Other assisting occupations in support of ...	8
22.	Cardiology technologists and electrophysi...	7
23.	Financial auditors and accountants	7
24.	Financial managers	7
25.	Allied primary health practitioners	7
26.	Accounting and related clerks	7
27.	Delivery and courier service drivers	7
28.	Receptionists	6
29.	General office support workers	6
30.	Physiotherapists	6
31.	Construction trades helpers and labourers	6
32.	Security guards and related security servi...	6
		1 - 100 / 192 < >

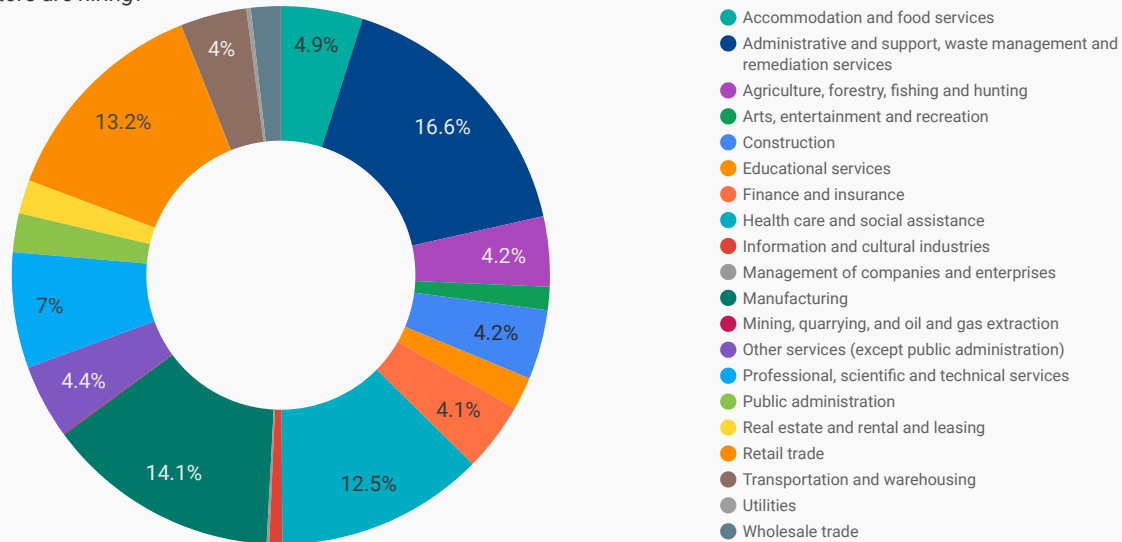
MULTILINGUAL HIRING EMPLOYERS

Which employers are seeking multilingual candidates?

	COMPANY	POSTINGS ▾
1.	Windsor Regional Hospital - Met Campus	72
2.	Highline Mushrooms	11
3.	Global Excel Management	11
4.	Nature Fresh Farms Inc.	10
5.	HÃ'tel-Dieu Grace Healthcare	9
6.	Fortis Group	9
7.	Green Shield Canada	7
8.	Conseil scolaire catholique Providence (Ontario)	7
9.	Armstrong Top Pack Ltd.	7
10.	Personnel by Elsie	7
11.	General Projects	6
12.	Legacy Personnel Solutions	6
13.	Accu-Staff Resource Systems Enterprises Ltd.	6
14.	Melo LLP	5
15.	Can-Am Indian Friendship Centre	5
16.	Medical Labs of Windsor	5
17.	Victoria Order Of Nurses	5
18.	Serco North America	4
19.	Adzuna	4
20.	The Hospice of Windsor Essex County Inc.	4
21.	Victorian Order of Nurses / VON Canada	4
22.	HUB International	4
23.	Plan A Long Term Care Staffing and Recruitment	4
24.	The Job Shoppe Incorporated	4
25.	East Side Mario's	4
26.	Belwood Poultry Ltd	4
27.	Windsor Essex Community Health Centre	4
28.	Confidential	4
		1 - 50 / 396 < >

TOP HIRING SECTORS BY 2-DIGIT NAICS CODE

What sectors are hiring?



	NAICS CODE	2-DIGIT NAICS LABEL	POSTING COUNT	AVG POSTING LENGTH IN DAYS	MEDIAN POSTING LENGTH IN DAYS
1.	56	Administrative and support, waste management and remediation services	1,041	24.2	20
2.	31-33	Manufacturing	808	21.3	20
3.	62	Health care and social assistance	710	21.1	20
4.	44-45	Retail trade	700	19.5	20
5.	54	Professional, scientific and technical services	399	20.4	20
6.	72	Accommodation and food services	321	28.1	20
7.	23	Construction	276	22.4	20
8.	11	Agriculture, forestry, fishing and hunting	264	34.1	20
9.	81	Other services (except public administration)	261	22.1	20
10.	48-49	Transportation and warehousing	253	24.6	20
11.	52	Finance and insurance	238	18.0	20
12.	91	Public administration	162	24.3	20
13.	53	Real estate and rental and leasing	117	19.7	20
14.	61	Educational services	115	24.3	20
15.	41	Wholesale trade	102	25.2	20
16.	71	Arts, entertainment and recreation	74	19.7	20
17.	51	Information and cultural industries	48	21.2	20
18.	22	Utilities	16	20.0	20
19.	55	Management of companies and enterprises	11	20.0	20
20.	21	Mining, quarrying, and oil and gas extraction	4	20.0	20

NOTE: NAICS code 56 includes Employment Agencies. Manufacturing includes codes 31-33, Retail Trade includes codes 44-45 and Transportation and Warehousing includes codes 48-49.

TOP HIRING SECTORS BY 3-DIGIT NAICS CODE

What sectors are hiring?

	NAICS CODE	3-DIGIT NAICS LABEL	POSTING COUNT ▾	AVERAGE POSTING LENGTH IN DAYS	MEDIAN POSTING LENGTH IN DAYS
1.	561	Administrative and support services	1,017	24.4	20
2.	541	Professional, scientific and technical services	399	20.4	20
3.	722	Food services and drinking places	285	29.3	20
4.	621	Ambulatory health care services	269	21.4	20
5.	111	Crop production	237	32.2	20
6.	333	Machinery manufacturing	211	24.7	20
7.	336	Transportation equipment manufacturing	174	19.2	20
8.	238	Specialty trade contractors	155	20.1	20
9.	484	Truck transportation	154	26.0	20
10.	622	Hospitals	152	19.8	20
11.	623	Nursing and residential care facilities	149	18.3	20
12.	332	Fabricated metal product manufacturing	148	20.1	20
13.	624	Social assistance	140	24.9	20
14.	813	Religious, grant-making, civic, and professional and similar organizations	135	18.8	20
15.	445	Food and beverage stores	121	19.2	20
16.	611	Educational services	115	24.3	20
17.	524	Insurance carriers and related activities	110	18.7	20
18.	913	Local, municipal and regional public administration	105	19.2	20
19.	522	Credit intermediation and related activities	99	18.3	20
20.	444	Building material and garden equipment and supplies dealers	96	18.8	20
21.	448	Clothing and clothing accessories stores	95	16.9	20
22.	452	General merchandise stores	89	16.9	20
23.	811	Repair and maintenance	83	29.0	20
24.	236	Construction of buildings	82	28.1	20
25.	446	Health and personal care stores	76	21.7	20
26.	453	Miscellaneous store retailers	74	20.0	20
27.	713	Amusement, gambling and recreation industries	65	19.7	20
28.	531	Real estate	63	18.8	20
29.	326	Plastics and rubber products manufacturing	57	19.6	20
30.	311	Food manufacturing	56	21.6	20
31.	492	Couriers and messengers	55	19.4	20

TOP HIRING SECTORS BY 4-DIGIT NAICS CODE

What sectors are hiring?

	NAICS CODE	4-DIGIT NAICS LABEL	POSTING COUNT ▼	AVERAGE POSTING LENGTH IN DAYS	MEDIAN POSTING DAYS IN LENGTH
1.	5613	Employment services	805	25.1	20
2.	7225	Full-service restaurants and limited-service eating places	241	30.2	20
3.	1119	Other crop farming	180	31.6	20
4.	5413	Architectural, engineering and related services	170	19.4	20
5.	6221	General medical and surgical hospitals	152	19.8	20
6.	4841	General freight trucking	144	26.4	20
7.	3335	Metalworking machinery manufacturing	116	22.2	20
8.	3361	Motor vehicle manufacturing	107	18.8	20
9.	8134	Civic and social organizations	101	23.1	20
10.	9139	Other local, municipal and regional public administration	101	19.2	20
11.	6231	Nursing care facilities	99	18.5	20
12.	4451	Grocery stores	98	18.8	20
13.	5242	Agencies, brokerages and other insurance related activities	94	18.6	20
14.	5617	Services to buildings and dwellings	90	21.2	20
15.	6213	Offices of other health practitioners	87	20.7	20
16.	4441	Building material and supplies dealers	84	16.4	20
17.	5221	Depository credit intermediation	82	18.2	20
18.	4481	Clothing stores	79	16.2	20
19.	6241	Individual and family services	79	29.2	20
20.	3322	Cutlery and hand tool manufacturing	78	19.8	20
21.	4461	Health and personal care stores	76	21.7	20
22.	5416	Management, scientific and technical consulting services	68	23.9	20
23.	5616	Investigation and security services	65	25.6	20
24.	7139	Other amusement and recreation industries	63	19.7	20
25.	2362	Non-residential building construction	62	29.9	20
26.	3363	Motor vehicle parts manufacturing	60	20.2	20
27.	4521	Department stores	56	17.2	20
28.	6216	Home health care services	56	19.9	20
29.	6214	Out-patient care centres	55	19.6	20
30.	3261	Plastic product manufacturing	53	19.9	20
31.	3339	Other general-purpose machinery manufacturing	51	31.1	20

TOP HIRING SECTORS BY 5-DIGIT NAICS CODE

What sectors are hiring?

	NAICS CODE	5-DIGIT NAICS LABEL	POSTING COUNT ▾	AVERAGE POSTING LENGTH IN DAYS	MEDIAN POSTING LENGTH IN DAYS
1.	56131	Employment placement agencies and executive search services	805	25.1	20
2.	72251	Full-service restaurants and limited-service eating places	241	30.2	20
3.	11199	All other crop farming	180	31.6	20
4.	54133	Engineering services	161	19.8	20
5.	62211	General medical and surgical hospitals	152	19.8	20
6.	48412	General freight trucking, long distance	117	28.1	20
7.	33351	Metalworking machinery manufacturing	116	22.2	20
8.	33611	Automobile and light-duty motor vehicle manufacturing	104	18.7	20
9.	81341	Civic and social organizations	101	23.1	20
10.	91391	Other local, municipal and regional public administration	101	19.2	20
11.	62311	Nursing care facilities	99	18.5	20
12.	44511	Supermarkets and other grocery (except convenience) stores	95	18.7	20
13.	33221	Cutlery and hand tool manufacturing	78	19.8	20
14.	44413	Hardware stores	74	16.2	20
15.	52421	Insurance agencies and brokerages	70	17.3	20
16.	52211	Banking	63	15.7	15
17.	45211	Department stores	56	17.2	20
18.	62161	Home health care services	56	19.9	20
19.	62149	Other out-patient care centres	54	19.6	20
20.	44611	Pharmacies and drug stores	53	21.5	20
21.	32619	Other plastic product manufacturing	53	19.9	20
22.	23622	Commercial and institutional building construction	51	30.4	20
23.	33399	All other general-purpose machinery manufacturing	50	31.6	20
24.	62121	Offices of dentists	49	20.2	20
25.	49211	Couriers	46	19.8	20
26.	33299	All other fabricated metal product manufacturing	46	21.1	20
27.	56173	Landscaping services	45	22.8	20
28.	33637	Motor vehicle metal stamping	45	19.8	20
29.	56161	Investigation, guard and armoured car services	43	20.5	20
30.	62139	Offices of all other health practitioners	42	19.3	20
31.	71394	Fitness and recreational sports centres	38	20.4	20

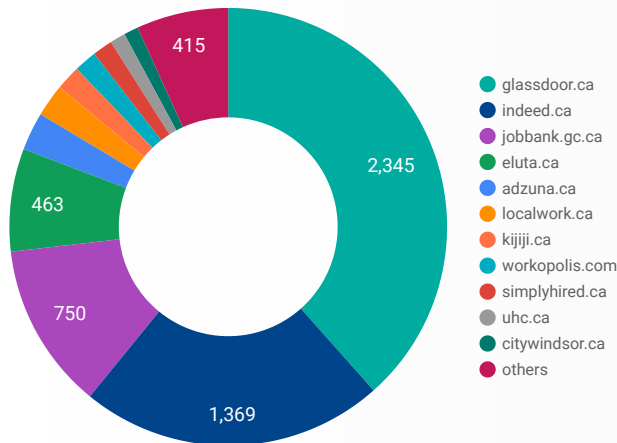
TOP HIRING SECTORS BY 6-DIGIT NAICS CODE

What sectors are hiring?

	NAICS CODE	6-DIGIT NAICS LABEL	POSTING COUNT ▾	AVG POSTING LENGTH IN DAYS	MEDIAN POSTING LENGTH IN DAYS
1.	561310	Employment placement agencies and executive search services	805	25.1	20
2.	541330	Engineering services	161	19.8	20
3.	622111	General (except paediatric) hospitals	152	19.8	20
4.	111993	Fruit and vegetable combination farming	124	36.2	20
5.	722511	Full-service restaurants	122	38.5	20
6.	722512	Limited-service eating places	119	22.3	20
7.	336110	Automobile and light-duty motor vehicle manufacturing	104	18.7	20
8.	913910	Other local, municipal and regional public administration	101	19.2	20
9.	813410	Civic and social organizations	101	23.1	20
10.	623110	Nursing care facilities	99	18.5	20
11.	445110	Supermarkets and other grocery (except convenience) stores	95	18.7	20
12.	484122	General freight trucking, long distance, less than truck-load	87	27.7	20
13.	333511	Industrial mould manufacturing	81	23.7	20
14.	332210	Cutlery and hand tool manufacturing	78	19.8	20
15.	444130	Hardware stores	74	16.2	20
16.	524210	Insurance agencies and brokerages	70	17.3	20
17.	522111	Personal and commercial banking industry	63	15.7	15
18.	452110	Department stores	56	17.2	20
19.	621610	Home health care services	56	19.9	20
20.	111999	All other miscellaneous crop farming	56	24.6	20
21.	446110	Pharmacies and drug stores	53	21.5	20
22.	236220	Commercial and institutional building construction	51	30.4	20
23.	333990	All other general-purpose machinery manufacturing	50	31.6	20
24.	621494	Community health centres	49	19.5	20
25.	621210	Offices of dentists	49	20.2	20
26.	492110	Couriers	46	19.8	20
27.	561730	Landscaping services	45	22.8	20
28.	336370	Motor vehicle metal stamping	45	19.8	20
29.	332999	All other miscellaneous fabricated metal product manufacturing	45	21.2	20
30.	621390	Offices of all other health practitioners	42	19.3	20
31.	713940	Fitness and recreational sports centres	38	20.4	20

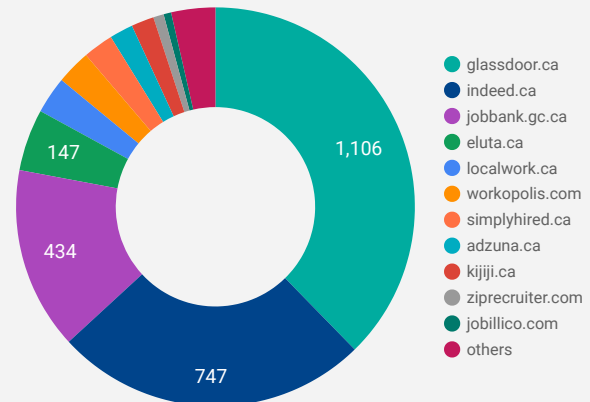
JOB POSTINGS BY JOB BOARD

What share of unique job postings appear on each job board?



COMPANIES BY JOB BOARD

What share of unique job postings appear on each job board?



JOB POSTING DETAILS BY JOB BOARD

How does job posting activity differ by job board?

	JOB BOARD	POSTING COUNT	AVG POSTING LENGTH IN DAYS	MEDIAN POSTING LENGTH IN DAYS	# OF COMPANIES
1.	glassdoor.ca	2,345	20	20	1,106
2.	indeed.ca	1,369	19	20	747
3.	jobbank.gc.ca	750	40	29	434
4.	eluta.ca	463	20	20	147
5.	adzuna.ca	172	14	14	56
6.	localwork.ca	148	5	1	88
7.	kijiji.ca	111	15	15	54
8.	workopolis.com	102	173	173	82
9.	simplyhired.ca	90	20	20	72
10.	uhc.ca	70	57	41	1
11.	citywindsor.ca	65	196	187	2
12.	jobillico.com	52	21	11	18
13.	canadianexecutivesearch.com	50	9	7	1
14.	rncareers.ca	39	13	10	12
15.	careerarc.com	38	48	18	13
16.	careerowl.ca	36	212	212	17
17.	ziprecruiter.com	34			25
18.	careerbuilder.ca	33	31	31	12

MAPPING THIS MONTH'S ACTIVE JOB POSTINGS IN WINDSOR-ESSEX

How many job postings were active for at least 1 day this month?

