

# JOB DEMAND REPORT

## JANUARY 2023

### HIGHLIGHTS

#### JOB POSTINGS BY THE NUMBERS

TOTAL POSTINGS	NEW THIS MONTH	COMPANIES	JOB BOARDS
6,095	3,759	1,974	51

#### # OF DAYS POSTED

AVERAGE	MEDIAN
29.7	20

## REPORT BUILDER

The default filter selection below will show all job demand data for the month. You can use the filters to create a customized report for the purpose of understanding a subset of the data.

#### OCCUPATION FILTERS

SKILL TYPE NAME / 1-DIGIT NOC	▼
MAJOR GROUP / 2-DIGIT NOC	▼
MINOR GROUP / 3-DIGIT NOC	▼
UNIT GROUP / 4-DIGIT NOC	▼
SKILL LEVEL	▼
JOB TYPE	▼
JOB DURATION	▼
ADDITIONAL LANGUAGE	▼
SPECIFIC JOB TAGS	▼

#### INDUSTRY/SECTOR FILTERS

HIRING SECTOR BY 2-DIGIT NAICS CODE	▼
HIRING SECTOR BY 3-DIGIT NAICS CODE	▼
HIRING SECTOR BY 4-DIGIT NAICS CODE	▼
HIRING SECTOR BY 5-DIGIT NAICS CODE	▼
HIRING SECTOR BY 6-DIGIT NAICS CODE	▼

#### OTHER FILTERS

MUNICIPALITY	▼
CITY OR COUNTY	▼
JOB BOARD	▼

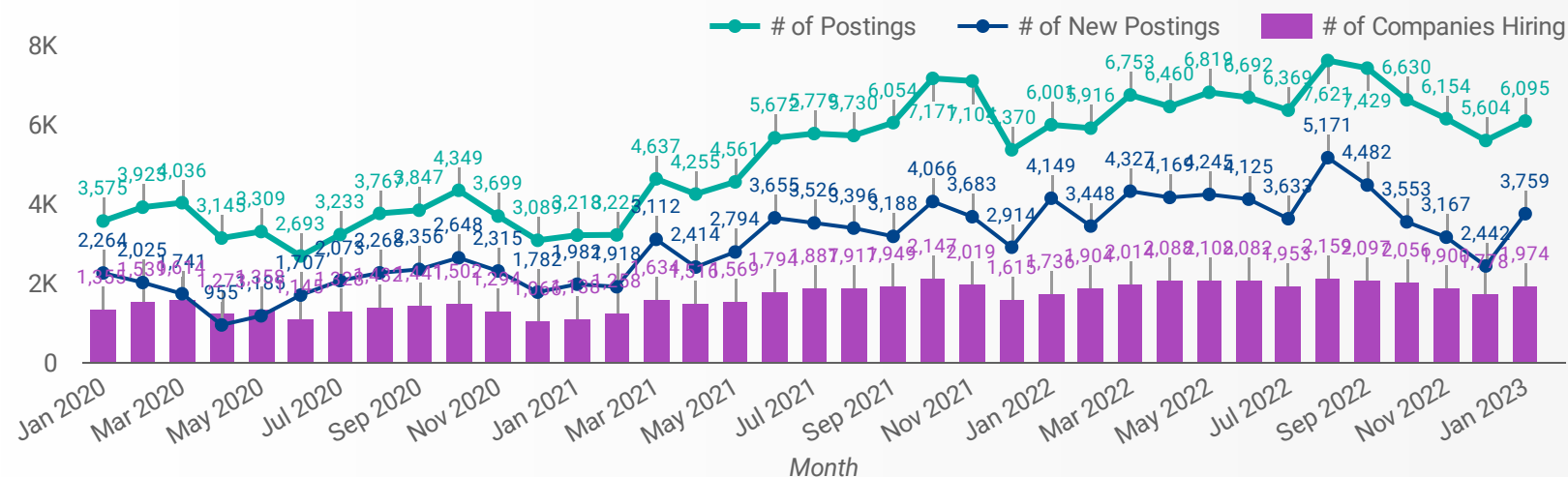
NOC = National Occupation Classification | NAICS = North American Industry Classification System

#### Source:

Job posting data collected by Workforce WindsorEssex from job boards and employer websites who recruit candidates in Windsor-Essex.

## JOB POSTINGS BY MONTH FOR WINDSOR-ESSEX

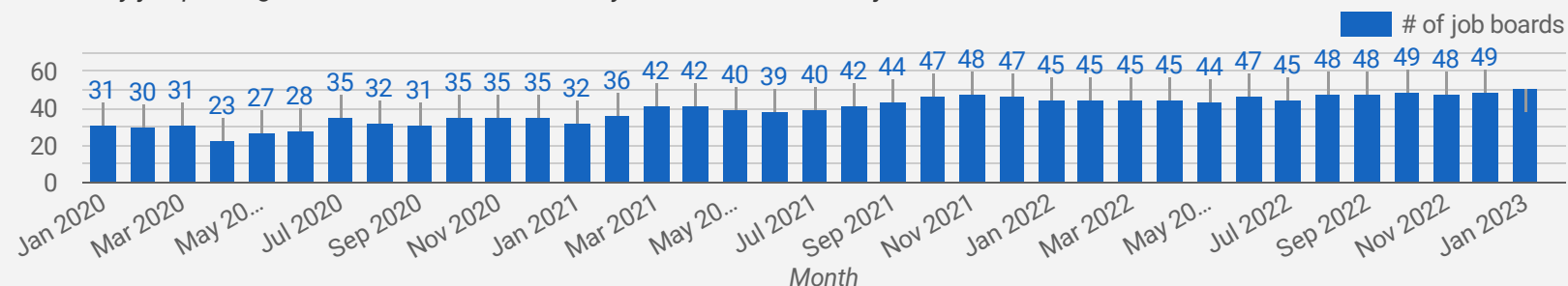
How many job postings were active for at least 1 day this month?



NOTE: This graph cannot be filtered using the controls on the cover page

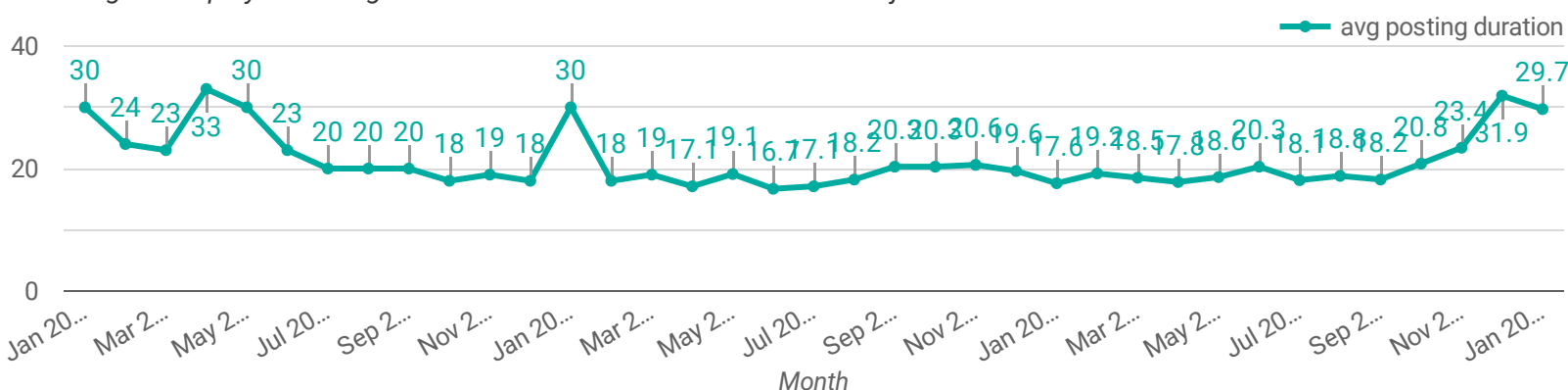
## NUMBER OF ACTIVE JOB BOARDS

How many job postings were active for at least 1 day this month on these job boards?



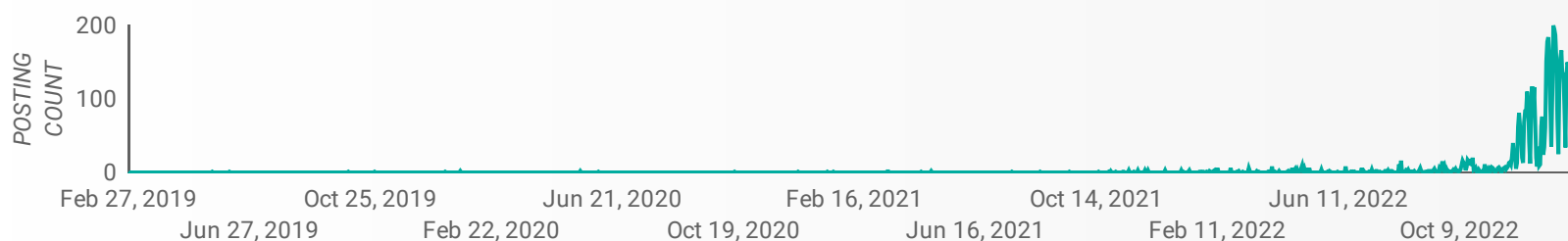
## AVG & MEDIAN POSTING LENGTH BY DAYS

How long are employers having to recruit for to find candidates to fill their job vacancies?



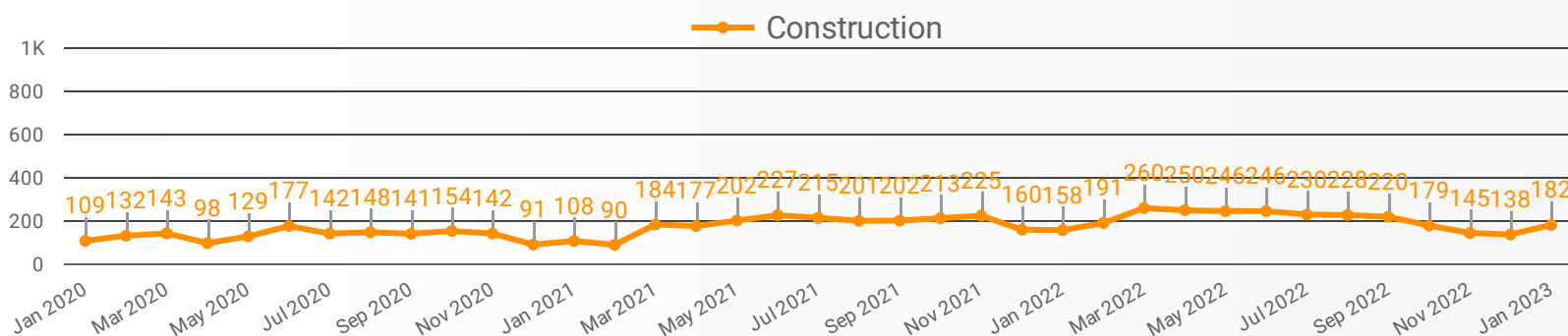
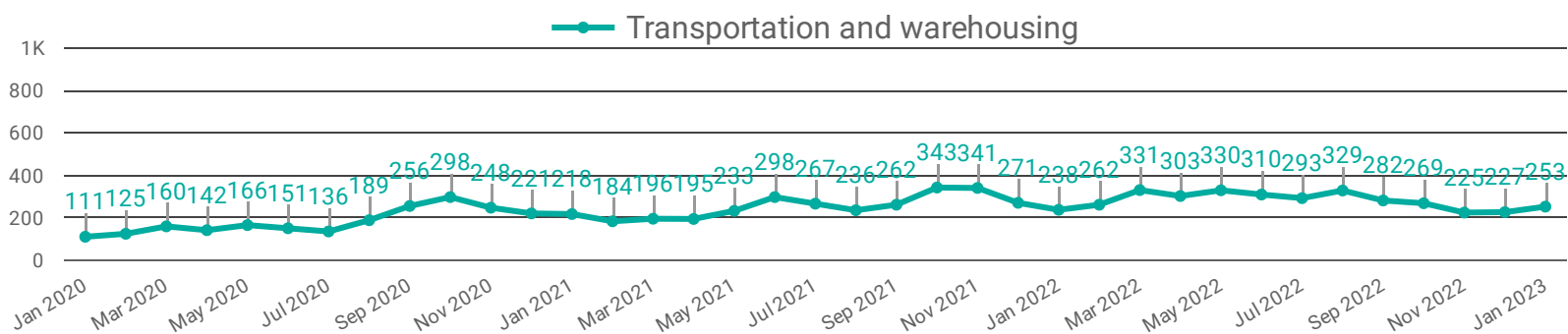
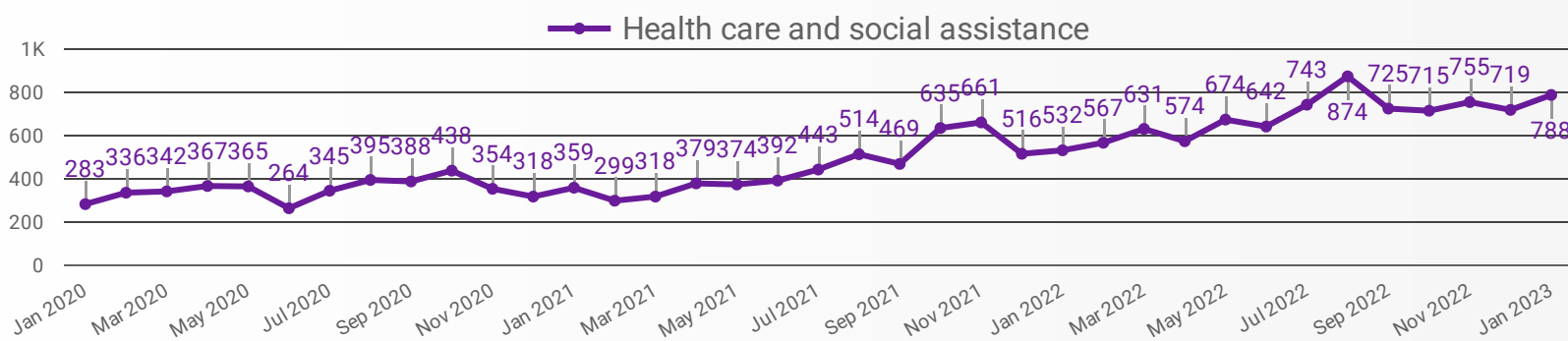
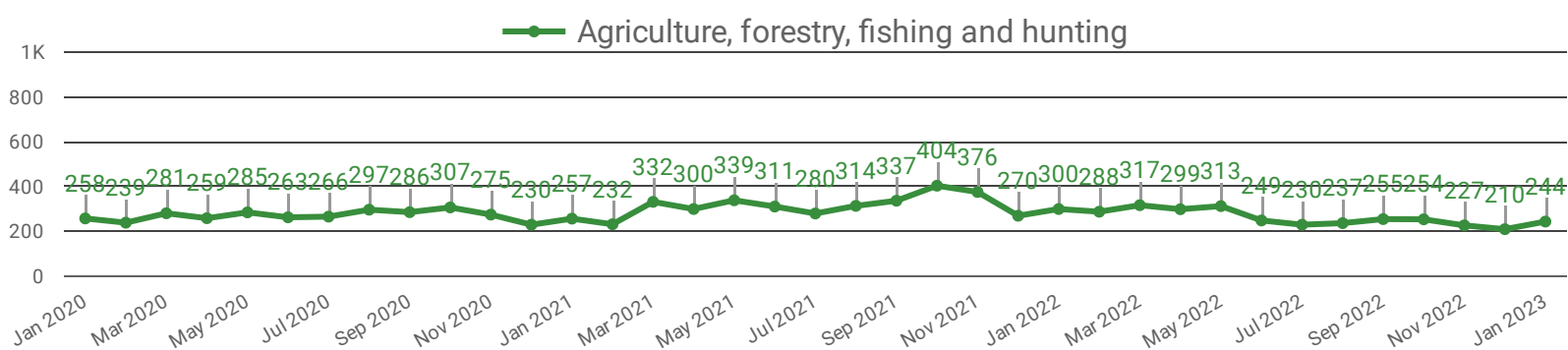
## POST DATE TIMELINE FOR THIS MONTH'S ACTIVE JOB POSTINGS

How many job postings were active for at least 1 day this month?



## DEMAND BY KEY SECTOR (WINDSOR-ESSEX)

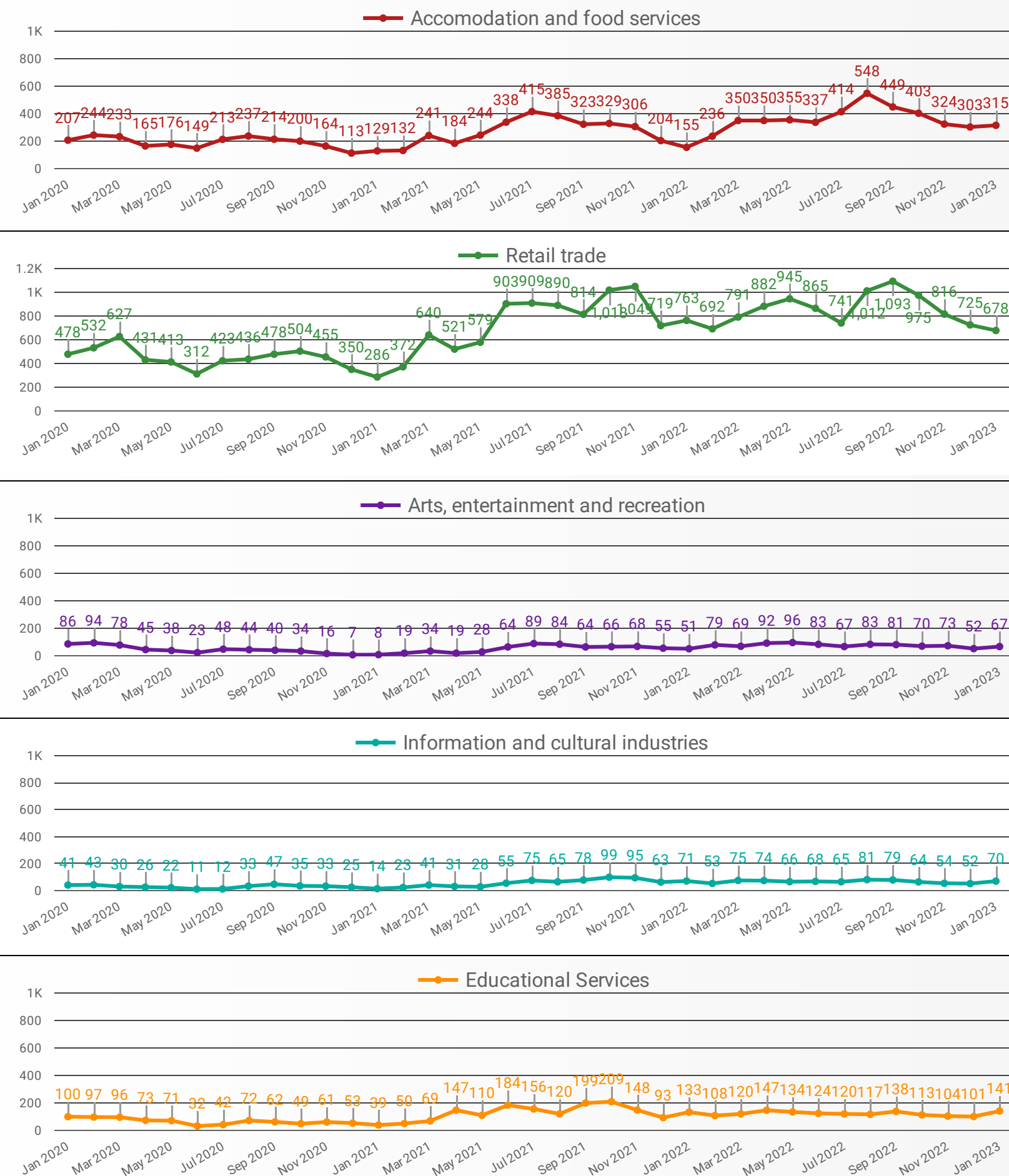
How many job postings were active for at least 1 day this month by sector?



NOTE: This graph cannot be filtered using the controls on the cover page

## DEMAND BY IMPACTED SECTOR (WINDSOR-ESSEX)

How many job postings were active for at least 1 day this month by sector?



NOTE: This graph cannot be filtered using the controls on the cover page

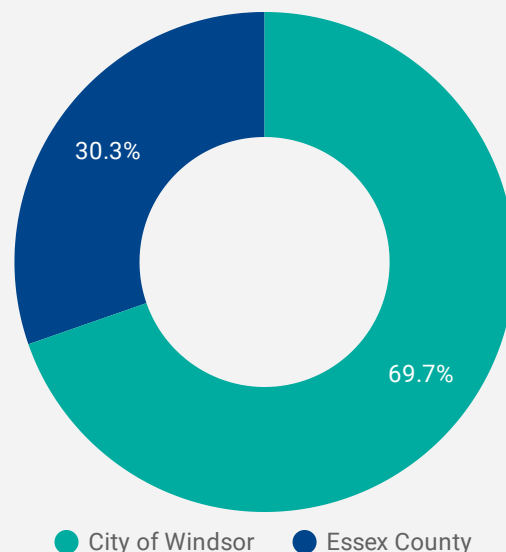
## JOB POSTINGS BY MUNICIPALITY

Where are job opportunities being offered?

	MUNICIPALITY	POSTING COUNT	AVG POSTING LENGTH IN DAYS	MEDIAN POSTING LENGTH IN DAYS
1.	City of Windsor	4,230	23.5	20
2.	Municipality of Leamington	506	98.7	21
3.	Town of Tecumseh	443	20.5	20
4.	Town of Kingsville	307	23.6	20
5.	Town of Essex	187	25.1	20
6.	Town of Lakeshore	145	23.2	20
7.	Town of LaSalle	142	19.6	20
8.	Town of Amherstburg	112	20.5	20

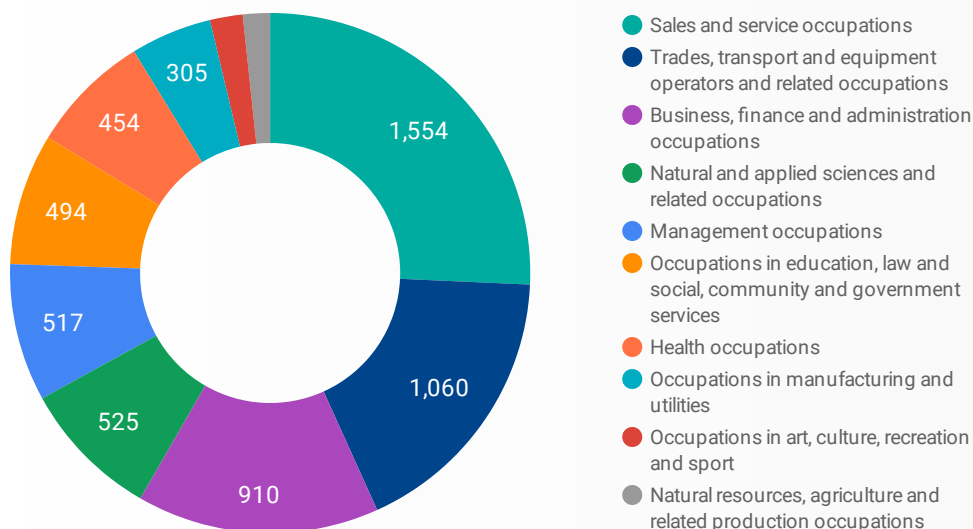
## URBAN & RURAL DEMAND

Job Postings by Location



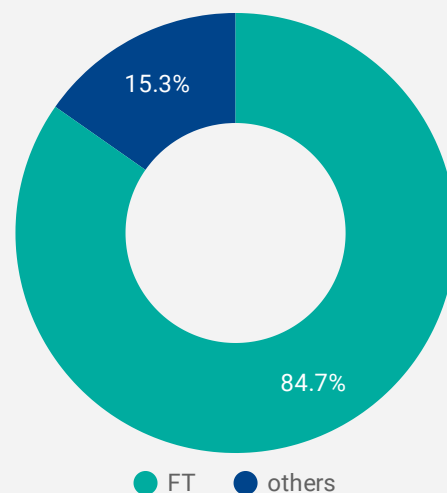
## JOB POSTINGS BY SKILL TYPE

What skill type is being recruited?



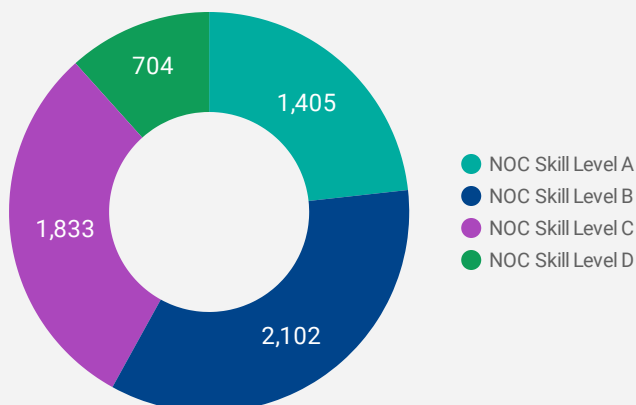
## JOB TYPE

Full-time vs Part-time



## JOB POSTINGS BY SKILL LEVEL

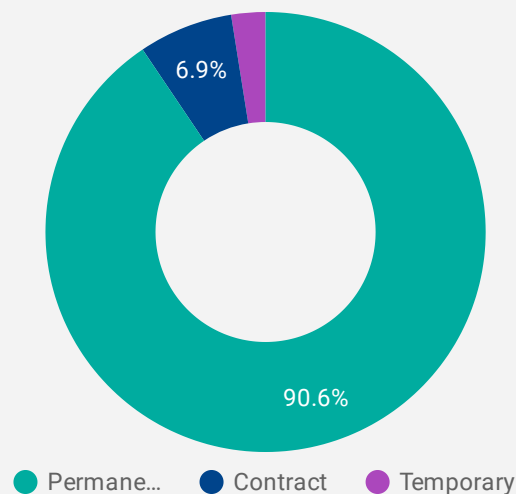
What education do occupations typically require?



Skill Level A = Usually University education | Skill Level B = Usually College education or Apprenticeship training | Skill Level C = Usually Secondary education or occupation-specific training | Skill Level D = Usually on-the-job training

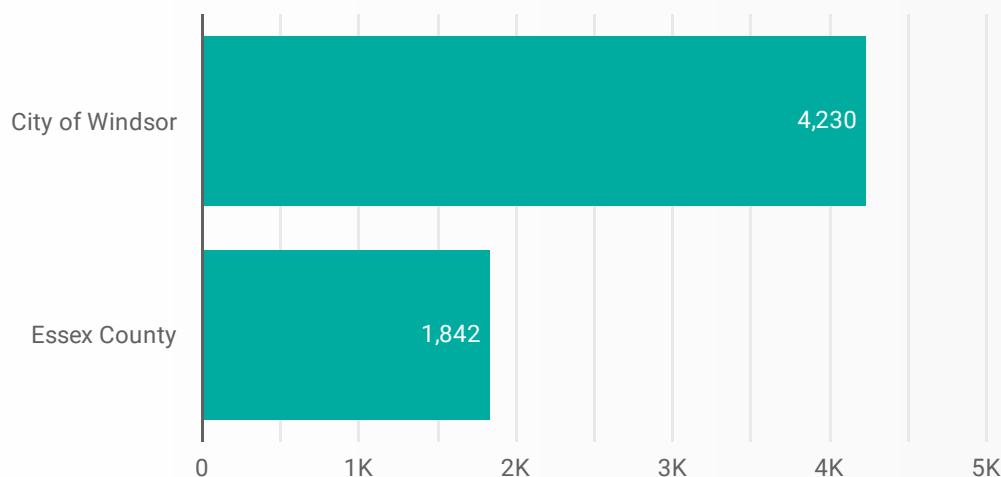
## JOB DURATION

Permanency of jobs posted



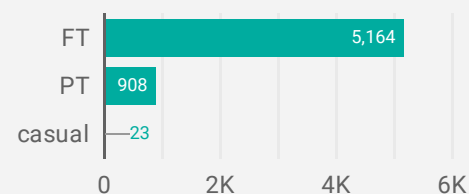
## JOB POSTINGS BY COUNTY VS CITY

Job Postings by Location



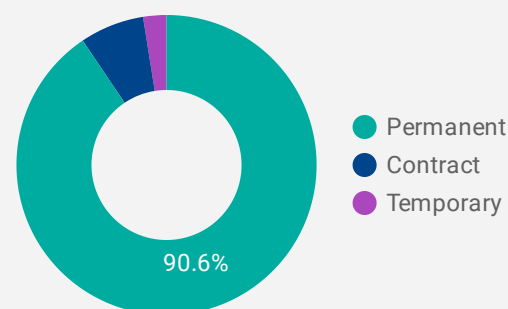
## JOB TYPE

# of Full-time vs Part-time Jobs



## JOB DURATION

Permanency of jobs posted



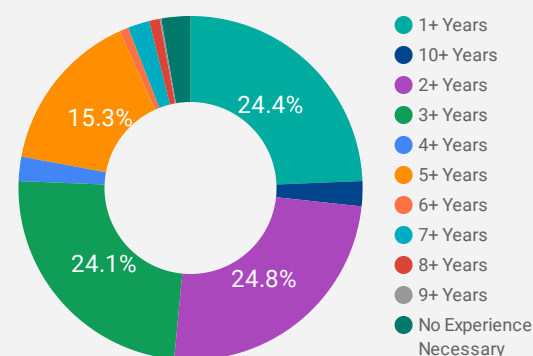
## JOB POSTINGS BY MUNICIPALITY

Where are job opportunities being offered?

	MUNICIPALITY	POSTING COUNT	AVG POSTING LENGTH IN DAYS	MEDIAN POSTING LENGTH IN DAYS
1.	City of Windsor	4,230	23.5	20
2.	Municipality of Leamington	506	98.7	21
3.	Town of Tecumseh	443	20.5	20
4.	Town of Kingsville	307	23.6	20
5.	Town of Essex	187	25.1	20
6.	Town of Lakeshore	145	23.2	20
7.	Town of LaSalle	142	19.6	20
8.	Town of Amherstburg	112	20.5	20

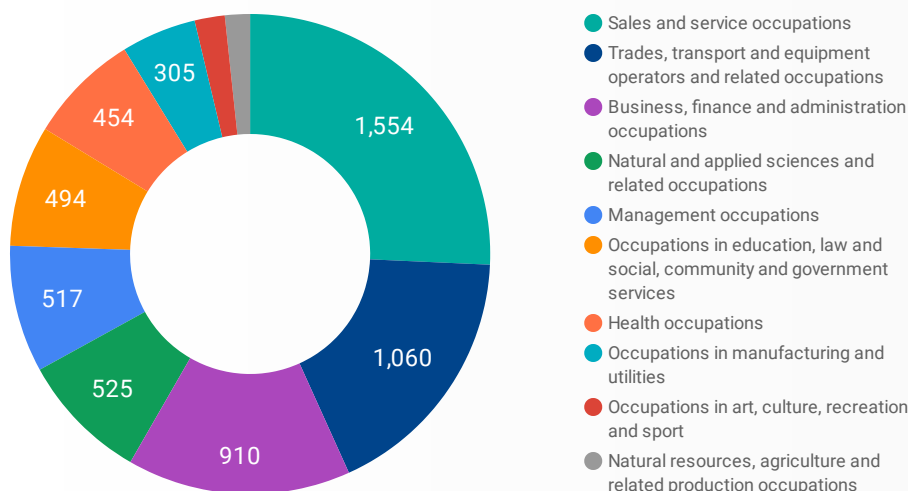
## JOB EXPERIENCE LEVEL

Job Postings by Years of Experience Required



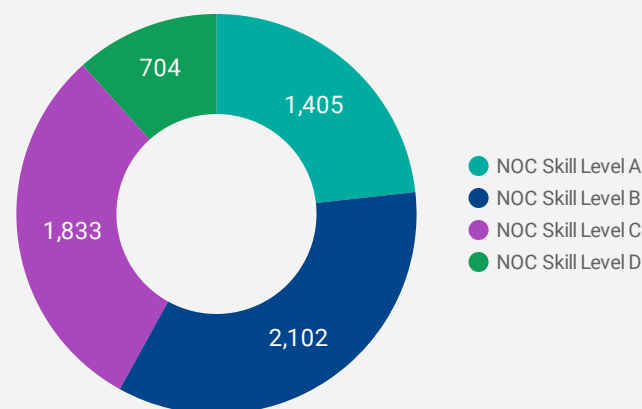
## JOB POSTINGS BY JOB CATEGORY

What broad occupational category is being recruited?



## JOB POSTINGS BY SKILL LEVEL

What education do occupations typically require?



Skill Level A = Usually University education | Skill Level B = Usually College education or Apprenticeship training | Skill Level C = Usually Secondary education or occupation-specific training | Skill Level D = Usually on-the-job training

## TOP HIRING COMPANIES & AGENCIES





What companies are hiring?

	COMPANY	COMMUNITY	POSTINGS ▾	AVERAGE POSTING DURATION IN DAYS	MEDIAN POSTING DURATION IN DAYS
1.	Windsor Regional Hospital - Met Campus	windsor	128	20.5	20
2.	Municipality of Leamington	leamington	80	283.5	287
3.	City of Windsor Employment and Training Services (Windsor)	windsor	79	14.0	14
4.	Loblaw Companies Limited	windsor	68	17.5	14
5.	Windsor, Corporation of the City of	windsor	59	17.6	20
6.	Unemployed Help Centre of Windsor Inc. (Belle River)	windsor	55	58.0	48
7.	Platinum Direct Hire Inc.	windsor	37	22.0	20
8.	Victorian Order of Nurses / VON Canada	windsor	36	58.3	36
9.	University of Windsor	windsor	36	19.1	20
10.	Loblaw Companies	windsor	36	18.4	20
11.	FCA Canada Inc.	windsor	34	15.5	20
12.	Mastronardi Produce Limited	kingsville	31	19.8	20
13.	Mucci Farms Ltd.	kingsville	28	25.6	20
14.	Adzuna	windsor	27	null	null
15.	BELFOR Canada	windsor	26	19.3	20
16.	Town of Tecumseh	tecumseh	25	11.8	7
17.	Windsor-Essex Catholic District School Board	windsor	24	18.0	5
18.	Shoppers Drug Mart / Pharmaprix	windsor	24	17.6	17
19.	HÃ´tel-Dieu Grace Healthcare	windsor	24	19.9	20
20.	GECDSD Employment Assessment Centre Jobs	leamington	21	36.8	37
21.	McDonald's Restaurants	windsor	20	17.9	20
22.	Nature Fresh Farms Inc.	leamington	20	22.1	20
23.	UPS Canada	windsor	20	20.4	20
24.	SUNSET Produce	kingsville	20	10.4	6
25.	Windsor Mold Group	windsor	20	21.2	20
26.	Home Depot of Canada Inc.	windsor	19	5.7	2
27.	Omni Tool Ltd.	oldcastle	19	17.7	20
28.	WFCU Credit Union	windsor	19	20.0	20
29.	United Parcel Service	windsor	18	21.7	20
30.	Waterford Executive	windsor	18	13.1	14

## TOP HOURLY WAGES IN JOB POSTINGS

What are employers willing to pay to find the perfect candidate?

# of Minimum Wage Jobs  
**189**

	JOB TITLE	COMPANY	LOCATION	HOURLY WAGE ▾
1.	Health Care/wellness Service Provider	Elevate Health Boutique	City of Windsor	\$150 
2.	Apm Process Analytics Specialist	Adecco Canada	City of Windsor	\$90 
3.	Chief Executive Officer	RACAR Canada INC	City of Windsor	\$80 
4.	Registered Nurse/new Grads/sign On, Up To 20k	Confidential	City of Windsor	\$75 
5.	Registered Massage Therapist	LitRosi Day Spa	City of Windsor	\$75 
6.	Plant Engineer	Morson Canada	City of Windsor	\$70 
7.	Physiotherapist Or Physiotherapy Resident	Inspiration Home Therapy Clinic	City of Windsor	\$70 
8.	Nurse Practitioner	Windsor Essex Community Health Centre	City of Windsor	\$64 
9.	Bridge Engineering Manager	Relieve Consulting Services Canada Inc.	City of Windsor	\$63 
10.	Registered Massage Therapist	Novo Healthnet Ltd	City of Windsor	\$60 
11.	Pharmacist	Rx Pharmachoice Pharmacy	City of Windsor	\$60 
12.	Clinical Pharmacist	Platinum Direct Hire Inc.	City of Windsor	\$60 
				1 - 100 / 1225 < >

## TOP SALARIES IN JOB POSTINGS

What are employers willing to pay to find the perfect candidate?

	JOB TITLE	COMPANY	LOCATION	ANNUAL SALARY ▾
1.	Owner Operator Truck Driver	FULGER TRANSPORT INC.	City of Windsor	\$300,000 
2.	Outside Sales	HRConnections	City of Windsor	\$300,000 
3.	Chief Administrative Officer	The County of Essex	Town of Essex	\$230,166 
4.	Chief Administrative Officer	The Hospice of Windsor Essex County Inc.	Town of Essex	\$230,166 
5.	Insurance Account Manager	Programmed Insurance Brokers Inc.	Town of Lakeshore	\$200,000 
6.	Senior Director - Walkerville Operations	Private Company	City of Windsor	\$196,000 
7.	Lead Statistical Programmer   Fully Remote	Warman O'Brien	City of Windsor	\$165,000 
8.	Director People & Culture	Town of Tecumseh	Town of Tecumseh	\$158,693 
9.	New And Experienced Mortgage Agent Position	Diamond Mortgage Group INC	City of Windsor	\$150,000 
10.	Duty Counsel - Criminal (permanent)	Legal Aid Ontario	City of Windsor	\$142,422 
				1 - 100 / 1456 < >

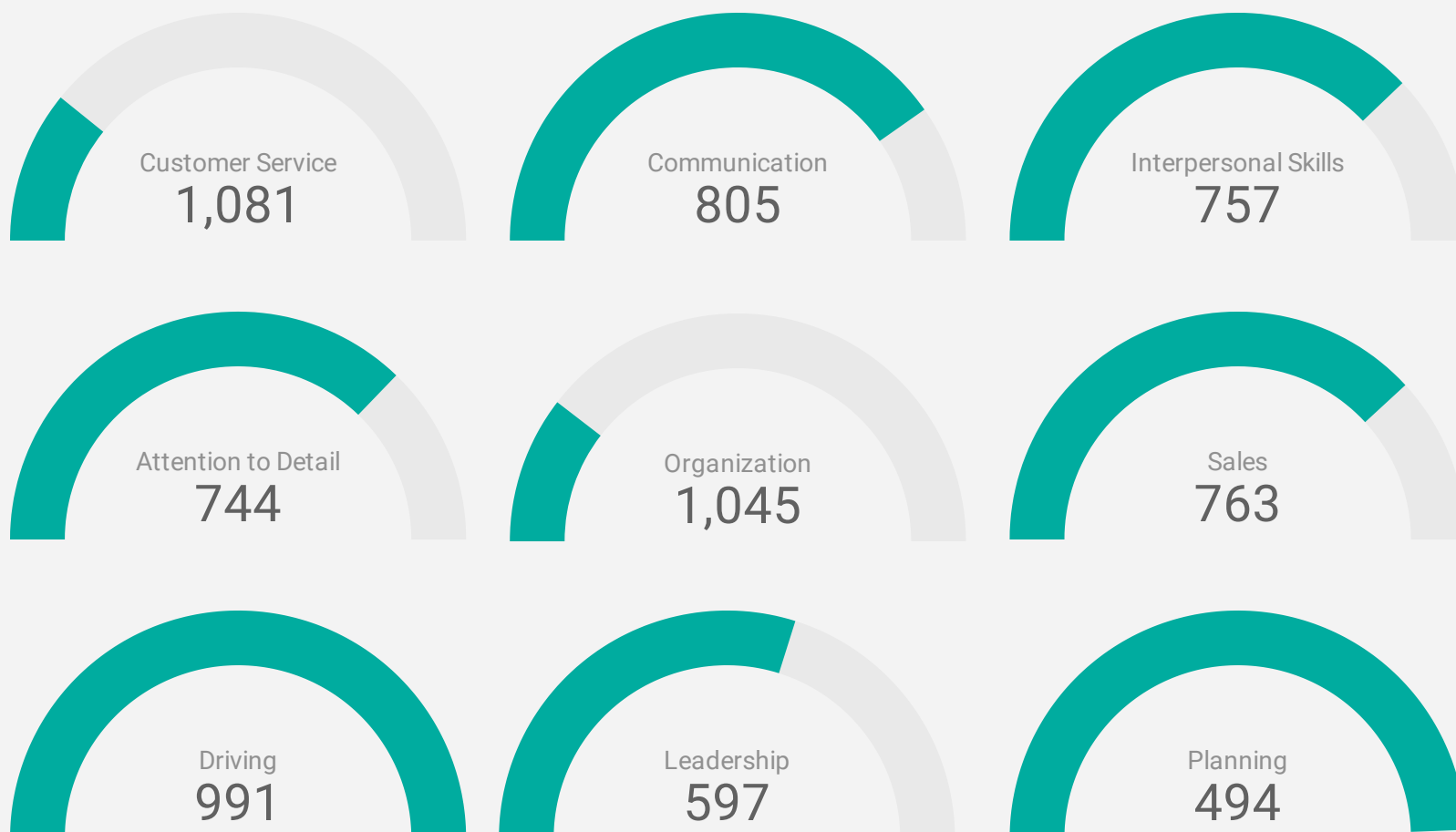


## TOP IN-DEMAND SKILLS

How many times were these skills found in job postings?

ACTIVE JOB POSTINGS THIS MONTH

6,095



## KEY JOB REQUIREMENTS

How often are these requirements desired in job postings?

ACTIVE JOB POSTINGS THIS MONTH

6,095



Driver's License  
21



First Aid  
226



Regular Access to a Vehicle  
227



Criminal Record Check  
241



Microsoft Office  
360



Food Safety  
90

## JOB POSTINGS BY 4-DIGIT NOC, SKILL LEVEL, FREQUENCY & DURATION

What jobs are hard-to-fill and/or in-demand?

	4-DIGIT NOC CODE	4-DIGIT NOC LABEL	OCCUPATION'S SKILL LEVEL	POSTING COUNT	AVG POSTING LENGTH IN DAYS	MEDIAN POSTING LENGTH IN DAYS
1.	6421	Retail salespersons	NOC Skill Level C	371	20	20
2.	7511	Transport truck drivers	NOC Skill Level C	204	22	20
3.	4412	Home support workers, housekeepers and related occupations	NOC Skill Level C	151	20	20
4.	6552	Other customer and information services representatives	NOC Skill Level C	144	21	20
5.	6711	Food counter attendants, kitchen helpers and related support occupations	NOC Skill Level D	128	22	20
6.	6322	Cooks	NOC Skill Level B	123	24	20
7.	6733	Janitors, caretakers and building superintendents	NOC Skill Level D	118	27	20
8.	7452	Material handlers	NOC Skill Level C	117	19	20
9.	0621	Retail and wholesale trade managers	NOC Skill Level A	113	21	20
10.	3012	Registered nurses and registered psychiatric nurses	NOC Skill Level A	107	28	20
11.	1221	Administrative officers	NOC Skill Level B	87	25	20
12.	7611	Construction trades helpers and labourers	NOC Skill Level D	86	20	20
13.	6311	Food service supervisors	NOC Skill Level B	85	20	20
14.	3233	Licensed practical nurses	NOC Skill Level B	80	21	20
15.	1241	Administrative assistants	NOC Skill Level B	77	33	20
16.	5254	Program leaders and instructors in recreation, sport and fitness	NOC Skill Level B	75	170	198.5
17.	7231	Machinists and machining and tooling inspectors	NOC Skill Level B	72	19	20
18.	6731	Light duty cleaners	NOC Skill Level D	68	23	20
19.	9619	Other labourers in processing, manufacturing and utilities	NOC Skill Level D	67	20	20
20.	7232	Tool and die makers	NOC Skill Level B	66	21	20
21.	1114	Other financial officers	NOC Skill Level A	63	20	20
22.	2133	Electrical and electronics engineers	NOC Skill Level A	57	19	20
23.	4212	Social and community service workers	NOC Skill Level B	56	23	20
24.	6541	Security guards and related security service occupations	NOC Skill Level C	54	18	20
25.	7311	Construction millwrights and industrial mechanics	NOC Skill Level B	54	32	21
26.	1414	Receptionists	NOC Skill Level C	54	87	20.5
27.	1111	Financial auditors and accountants	NOC Skill Level A	53	23	20
28.	2132	Mechanical engineers	NOC Skill Level A	51	16	20
29.	4216	Other instructors	NOC Skill Level B	50	153	38
30.	9617	Labourers in food and beverage processing	NOC Skill Level D	50	20	20

## JOB POSTINGS BY 3-DIGIT NOC, SKILL LEVEL, FREQUENCY & DURATION

What jobs are hard to fill and/or in-demand?

	3-DIGIT NOC CODE	3-DIGIT NOC LABEL	OCCUPATION'S SKILL LEVEL	POSTING COUNT ▾	AVG POSTING LENGTH IN DAYS	MEDIAN POSTING LENGTH IN DAYS
1.	642	Retail salespersons	NOC Skill Level C	371	20	20
2.	751	Motor vehicle and transit drivers	NOC Skill Level C	264	22	20
3.	673	Cleaners	NOC Skill Level D	199	26	20
4.	122	Administrative and regulatory occupations	NOC Skill Level B	181	29	20
5.	723	Machining, metal forming, shaping and erecting trades	NOC Skill Level B	169	22	20
6.	655	Customer and information services representatives	NOC Skill Level C	159	21	20
7.	441	Home care providers and educational support occupations	NOC Skill Level C	157	20	20
8.	111	Auditors, accountants and investment professionals	NOC Skill Level A	156	22	20
9.	421	Paraprofessional occupations in legal, social, community and education services	NOC Skill Level B	153	81	20
10.	632	Chefs and cooks	NOC Skill Level B	141	24	20
11.	961	Labourers in processing, manufacturing and utilities	NOC Skill Level D	136	21	20
12.	671	Food counter attendants, kitchen helpers and related support occupations	NOC Skill Level D	128	22	20
13.	213	Civil, mechanical, electrical and chemical engineers	NOC Skill Level A	126	19	20
14.	745	Longshore workers and material handlers	NOC Skill Level C	118	19	20
15.	062	Retail and wholesale trade managers	NOC Skill Level A	113	21	20
16.	124	Office administrative assistants - general, legal and medical	NOC Skill Level B	110	33	20
17.	323	Other technical occupations in health care	NOC Skill Level B	108	21	20
18.	301	Professional occupations in nursing	NOC Skill Level A	108	28	20
19.	731	Machinery and transportation equipment mechanics (except motor vehicles)	NOC Skill Level B	107	27	20
20.	631	Service supervisors	NOC Skill Level B	93	20	20
21.	761	Trades helpers and labourers	NOC Skill Level D	91	20	20
22.	011	Senior managers - construction, transportation, production and utilities	NOC Skill Level A	81	22	20
23.	217	Computer and information systems professionals	NOC Skill Level A	81	27	20
24.	152	Supply chain logistics, tracking and scheduling co-ordination occupations	NOC Skill Level C	80	28	20
25.	141	General office workers	NOC Skill Level C	80	72	20
26.	525	Athletes, coaches, referees and related occupations	NOC Skill Level B	79	162	186
27.	143	Financial, insurance and related administrative support workers	NOC Skill Level C	76	20	20
28.	223	Technical occupations in civil, mechanical and industrial engineering	NOC Skill Level B	73	24	20

## JOB POSTINGS BY 2-DIGIT NOC, SKILL LEVEL, FREQUENCY & DURATION

What jobs are hard to fill and/or in-demand?

	2-DIGIT NOC CODE	2-DIGIT NOC LABEL	OCCUPATION'S SKILL LEVEL	POSTING COUNT ▾	AVG POSTING LENGTH IN DAYS	MEDIAN POSTING LENGTH IN DAYS
1.	64	Sales representatives and salespersons - wholesale and retail trade	NOC Skill Level C	375	20	20
2.	12	Administrative and financial supervisors and administrative occupations	NOC Skill Level B	353	29	20
3.	67	Service support and other service occupations, n.e.c.	NOC Skill Level D	345	37	20
4.	72	Industrial, electrical and construction trades	NOC Skill Level B	326	22	20
5.	65	Service representatives and other customer and personal services occupations	NOC Skill Level C	308	20	20
6.	75	Transport and heavy equipment operation and related maintenance occupations	NOC Skill Level C	302	40	20
7.	63	Service supervisors and specialized service occupations	NOC Skill Level B	281	23	20
8.	21	Professional occupations in natural and applied sciences	NOC Skill Level A	277	22	20
9.	22	Technical occupations related to natural and applied sciences	NOC Skill Level B	248	24	20
10.	11	Professional occupations in business and finance	NOC Skill Level A	225	25	20
11.	73	Maintenance and equipment operation trades	NOC Skill Level B	198	26	20
12.	32	Technical occupations in health	NOC Skill Level B	197	22	20
13.	14	Office support occupations	NOC Skill Level C	180	47	20
14.	06	Middle management occupations in retail and wholesale trade and customer services	NOC Skill Level A	170	21	20
15.	44	Care providers and educational, legal and public protection support occupations	NOC Skill Level C	163	20	20
16.	42	Paraprofessional occupations in legal, social, community and education services	NOC Skill Level B	153	81	20
17.	62	Retail sales supervisors and specialized sales occupations	NOC Skill Level B	141	20	20
18.	74	Other installers, repairers and servicers and material handlers	NOC Skill Level C	137	20	20
19.	96	Labourers in processing, manufacturing and utilities	NOC Skill Level D	136	21	20
20.	41	Professional occupations in law and social, community and government services	NOC Skill Level A	121	30	20
21.	01	Senior managers - construction, transportation, production and utilities	NOC Skill Level A	111	22	20
22.	30	Professional occupations in nursing	NOC Skill Level A	108	28	20
23.	94	Processing and manufacturing machine operators and related production workers	NOC Skill Level C	105	21	20
24.	66	Sales support occupations	NOC Skill Level D	104	20	20
25.	52	Technical occupations in art, culture, recreation and sport	NOC Skill Level B	104	139	25
26.	31	Professional occupations in health (except nursing)	NOC Skill Level A	98	20	20
27.	15	Distribution, tracking and scheduling co-ordination occupations	NOC Skill Level C	97	28	20

## MULTILINGUAL JOB POSTINGS BY THE NUMBERS

ACTIVE POSTINGS  
**501**

NEW POSTINGS  
**314**

COMPANIES  
**248**

LANGUAGES  
**12**

## # OF DAYS POSTED

AVERAGE  
**22.1**

MEDIAN  
**20**

## MULTILINGUAL JOB POSTINGS BY SKILL LEVEL

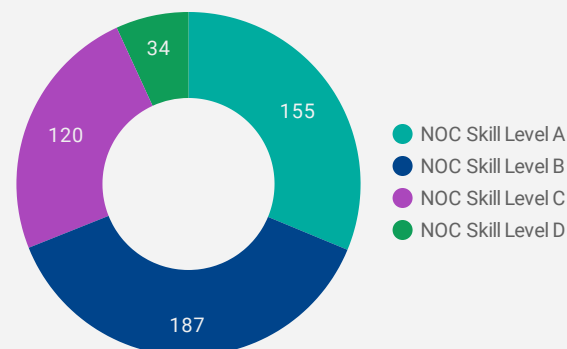
What language skills are employers looking for by occupational skill level?

**155** Skill Level A - Management/ Professional Occupations usually requiring University

**187** Skill Level B - Usually college education or apprenticeship training

**120** Skill Level C - Usually secondary education or occupation-specific training

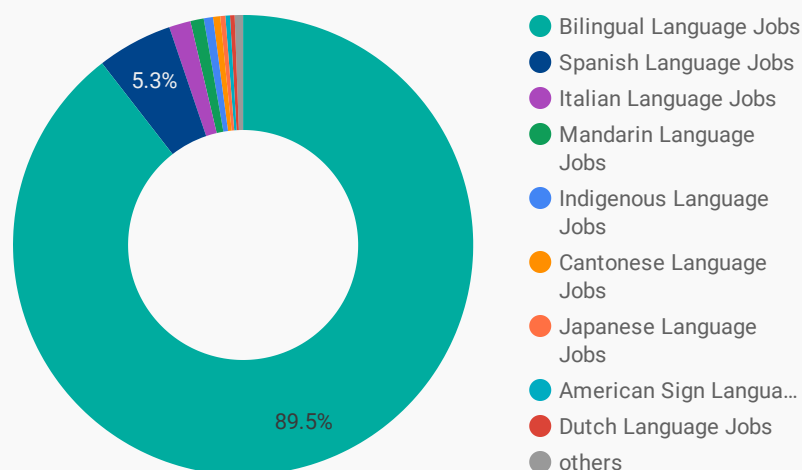
**34** Skill Level D - Usually on-the-job training



LANGUAGES	NOC Skill Level A	NOC Skill Level B	NOC Skill Level C	NOC Skill Level D
Bilingual Language Jobs	137	165	109	31
Spanish Language Jobs	6	10	3	2
Italian Language Jobs		5	3	
Indigenous Language Jobs	5	2		
Arabic Language Jobs	4			
Cantonese Language Jobs		1	3	
Mandarin Language Jobs		2		1

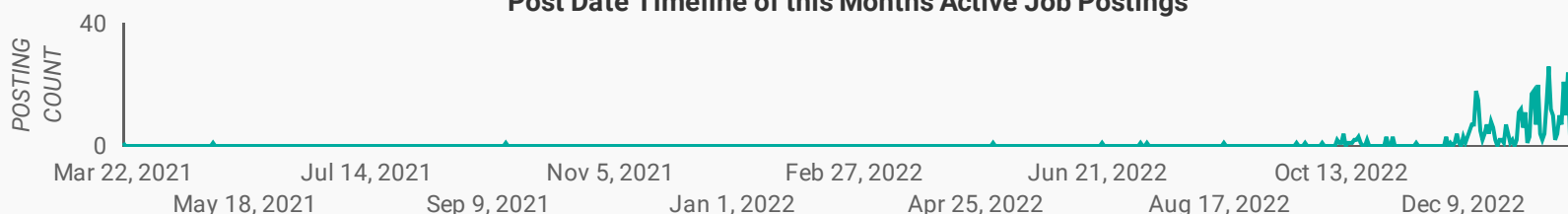
## LANGUAGE SKILLS BREAKDOWN

Which kinds of language skills do employers seek?



	LANGUAGES	POSTING COUNT
1.	Bilingual Language Jobs	446
2.	Spanish Language Jobs	22
3.	Italian Language Jobs	8
4.	Indigenous Language Jobs	7
5.	Cantonese Language Jobs	4
6.	Mandarin Language Jobs	4

## Post Date Timeline of this Month's Active Job Postings



## LANGUAGE SKILLS BEING RECRUITED BY JOB CATEGORY

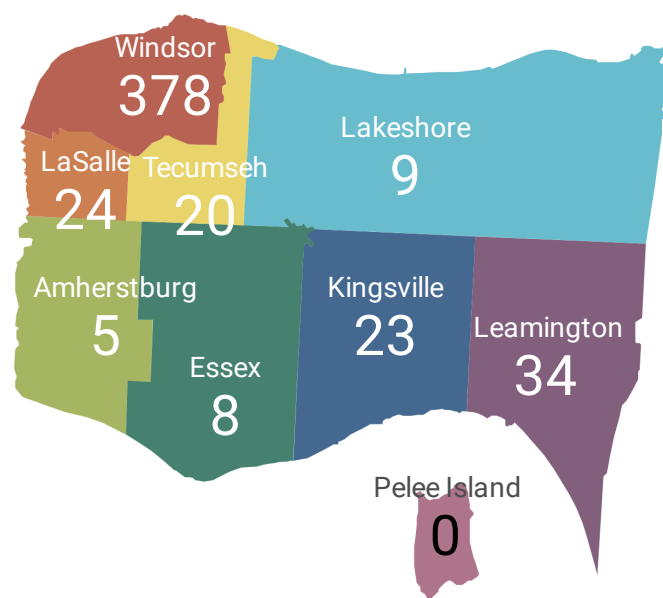
What language skills are sought by 1-Digit NOC?

BROAD OCCUPATIONAL CATEGORY	Bilingual ...	Spanish ...	Italian La...	Indigenou...	Arabic La...	Cantones...	Grand total
Business, finance and administration occu...	72	3					79
Health occupations	85						86
Management occupations	43	4		1			49
Natural and applied sciences and related o...	20	1					21
Natural resources, agriculture and related ...	2	5					7
Occupations in art, culture, recreation and ...	5	1			1		7
Occupations in education, law and social, ...	55			6	3		65
Occupations in manufacturing and utilities	8						8
Sales and service occupations	103	4	8			4	122
Trades, transport and equipment operator...	49	3					52
<b>Grand total</b>	<b>442</b>	<b>21</b>	<b>8</b>	<b>7</b>	<b>4</b>	<b>4</b>	<b>496</b>

## MULTILINGUAL JOB POSTINGS BY MUNICIPALITY

What language skills are sought by 4-Digit NOC?

	MUNICIPALITY	POSTINGS	AVG POSTING LENGTH IN DAYS	MEDIAN POSTING LENGTH IN DAYS
1.	City of Windsor	378	23.5	20
2.	Municipality of Leamington	34	98.7	21
3.	Town of LaSalle	24	19.6	20
4.	Town of Kingsville	23	23.6	20
5.	Town of Tecumseh	20	20.5	20
6.	Town of Lakeshore	9	23.2	20
7.	Town of Essex	8	25.1	20
8.	Town of Amherstburg	5	20.5	20



	UPPER TIER	POSTINGS	AVG POSTING LENGTH IN DAYS	MEDIAN POSTING LENGTH IN DAYS
1.	City of Windsor	378	23.5	20
2.	Essex County	123	43.9	20

## LANGUAGE DEMAND BY JOB

*What language skills are sought by 4-Digit NOC?*

4 DIGIT NOC NAME		POSTINGS ▾
1.	Registered nurses and registered psychi...	31
2.	Other customer and information service...	24
3.	Retail salespersons	17
4.	Licensed practical nurses	15
5.	Cooks	14
6.	Social workers	13
7.	Janitors, caretakers and building superin...	11
8.	Social and community service workers	11
9.	Retail and wholesale trade managers	10
10.	Home support workers, housekeepers an...	10
11.	Food service supervisors	9
12.	Purchasing agents and officers	9
13.	Administrative assistants	9
14.	Other financial officers	9
15.	Transport truck drivers	9
16.	Physiotherapists	8
17.	Managers in health care	8
18.	Construction managers	8
19.	Technical sales specialists - wholesale t...	7
20.	Delivery and courier service drivers	7
21.	Medical administrative assistants	6
22.	Food counter attendants, kitchen helpers...	6
23.	Medical radiation technologists	6
24.	Other instructors	6
25.	User support technicians	5
26.	Receptionists	5
27.	Material handlers	5
28.	Social policy researchers, consultants an...	5
29.	Professional occupations in advertising, ...	5
30.	Human resources and recruitment officers	5
31.	Accounting technicians and bookkeepers	4
32.	Customer and information services supe...	4
1 - 100 / 142		< >

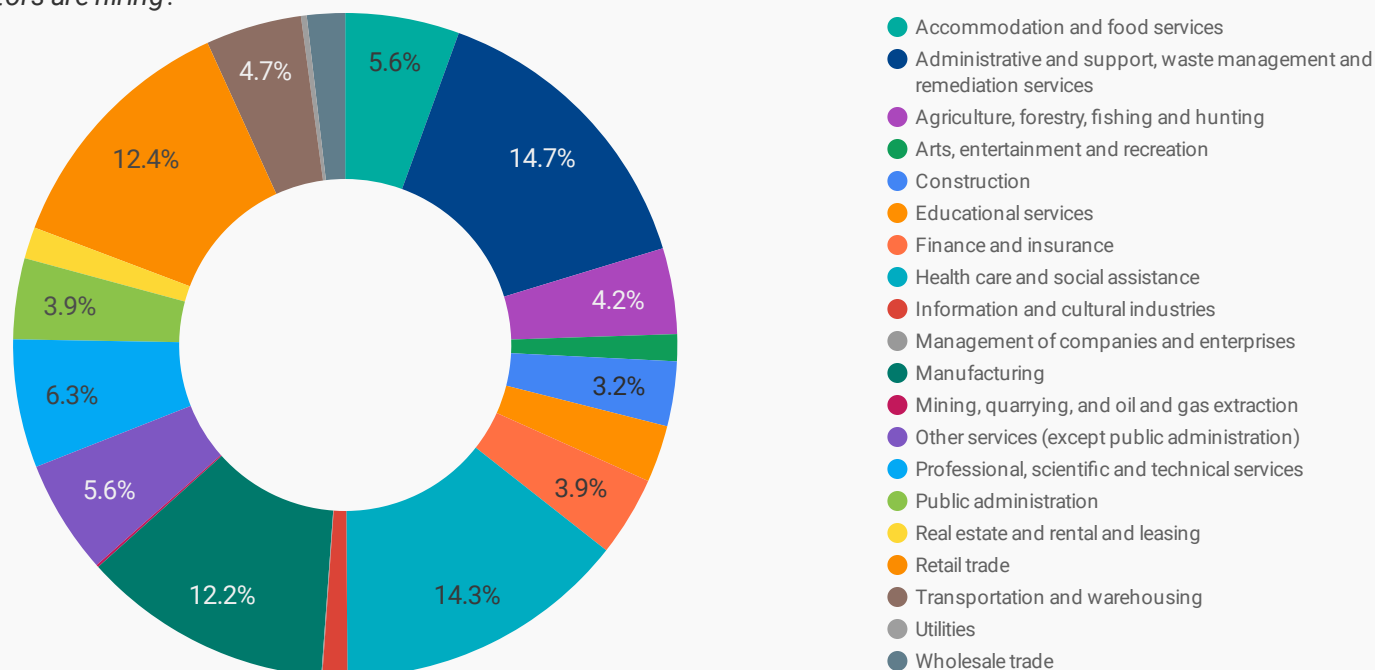
## MULTILINGUAL HIRING EMPLOYERS

*Which employers are seeking multilingual candidates?*

COMPANY		POSTINGS ▾
1.	Windsor Regional Hospital - Met Campus	68
2.	Victorian Order of Nurses / VON Canada	17
3.	HÃ'tel-Dieu Grace Healthcare	13
4.	Desjardins	11
5.	Family Services Windsor-Essex	9
6.	Highline Mushrooms	8
7.	Global Excel Management	7
8.	Windsor Essex Community Health Centre	7
9.	Home and Community Care Support Services Erie St. Clair	7
10.	Nature Fresh Farms Inc.	7
11.	East Side Mario's	6
12.	Green Shield Canada	5
13.	Legal Aid Ontario	4
14.	Waterford Executive	4
15.	Can-Am Indian Friendship Centre	4
16.	TransForm Shared Service Organization	4
17.	Adzuna	4
18.	Fortis Group	4
19.	Victoria Order Of Nurses	4
20.	The Job Shoppe Incorporated	4
21.	Canon Canada	4
22.	Parrish & Heimbecker, Limited	3
23.	FCA Canada Inc.	3
24.	Jamieson Wellness Inc.	3
25.	Randstad Canada	3
26.	Ontario Public Service / OPS	3
27.	Mucci Farms Ltd.	3
28.	Canadian Executive Search	3
1 - 50 / 252		< >

## TOP HIRING SECTORS BY 2-DIGIT NAICS CODE

What sectors are hiring?



	NAICS CODE	2-DIGIT NAICS LABEL	POSTING COUNT	AVG POSTING LENGTH IN DAYS	MEDIAN POSTING LENGTH IN DAYS
1.	62	Health care and social assistance	788	24.9	20
2.	56	Administrative and support, waste management and remediation services	778	21.0	20
3.	44-45	Retail trade	678	18.7	20
4.	31-33	Manufacturing	674	20.3	20
5.	81	Other services (except public administration)	353	23.9	20
6.	54	Professional, scientific and technical services	345	22.4	20
7.	91	Public administration	336	159.2	55
8.	72	Accommodation and food services	315	22.5	20
9.	48-49	Transportation and warehousing	253	22.5	20
10.	11	Agriculture, forestry, fishing and hunting	244	30.2	20
11.	52	Finance and insurance	219	20.8	20
12.	23	Construction	182	19.6	20
13.	61	Educational services	141	19.2	20
14.	41	Wholesale trade	94	17.9	20
15.	53	Real estate and rental and leasing	92	21.7	20
16.	51	Information and cultural industries	70	21.6	20
17.	71	Arts, entertainment and recreation	67	24.0	20
18.	22	Utilities	16	19.6	20
19.	21	Mining, quarrying, and oil and gas extraction	5	20.0	20
20.	55	Management of companies and enterprises	3	19.5	20

NOTE: NAICS code 56 includes Employment Agencies. Manufacturing includes codes 31-33, Retail Trade includes codes 44-45 and Transportation and Warehousing includes codes 48-49.



## TOP HIRING SECTORS BY 3-DIGIT NAICS CODE

*What sectors are hiring?*

	NAICS CODE	3-DIGIT NAICS LABEL	POSTING COUNT ▾	AVERAGE POSTING LENGTH IN DAYS	MEDIAN POSTING LENGTH IN DAYS
1.	561	Administrative and support services	758	21.1	20
2.	541	Professional, scientific and technical services	345	22.4	20
3.	722	Food services and drinking places	285	22.5	20
4.	621	Ambulatory health care services	238	21.9	20
5.	913	Local, municipal and regional public administration	232	183.8	202
6.	624	Social assistance	230	34.0	20
7.	111	Crop production	224	28.8	20
8.	813	Religious, grant-making, civic, and professional and similar organizations	206	26.9	20
9.	333	Machinery manufacturing	191	20.4	20
10.	445	Food and beverage stores	183	17.9	20
11.	623	Nursing and residential care facilities	167	20.1	20
12.	622	Hospitals	153	20.4	20
13.	484	Truck transportation	148	23.4	20
14.	611	Educational services	141	19.2	20
15.	332	Fabricated metal product manufacturing	133	23.5	20
16.	336	Transportation equipment manufacturing	130	19.3	20
17.	238	Specialty trade contractors	119	19.9	20
18.	522	Credit intermediation and related activities	116	19.1	20
19.	446	Health and personal care stores	88	21.0	20
20.	811	Repair and maintenance	82	20.9	20
21.	448	Clothing and clothing accessories stores	78	19.7	20
22.	524	Insurance carriers and related activities	76	22.1	20
23.	444	Building material and garden equipment and supplies dealers	68	14.4	19.5
24.	713	Amusement, gambling and recreation industries	63	24.1	20
25.	912	Provincial and territorial public administration	61	31.8	36
26.	492	Couriers and messengers	60	21.4	20
27.	452	General merchandise stores	60	18.6	20
28.	453	Miscellaneous store retailers	59	20.1	20
29.	531	Real estate	55	21.3	20
30.	326	Plastics and rubber products manufacturing	52	20.2	20
31.	812	Personal and laundry services	52	22.4	20

## TOP HIRING SECTORS BY 4-DIGIT NAICS CODE

What sectors are hiring?

	NAICS CODE	4-DIGIT NAICS LABEL	POSTING COUNT ▾	AVERAGE POSTING LENGTH IN DAYS	MEDIAN POSTING DAYS IN LENGTH
1.	5613	Employment services	588	21.2	20
2.	7225	Full-service restaurants and limited-service eating places	248	23.0	20
3.	9139	Other local, municipal and regional public administration	218	175.1	202
4.	8134	Civic and social organizations	197	27.3	20
5.	4451	Grocery stores	174	17.8	20
6.	1119	Other crop farming	170	26.5	20
7.	6221	General medical and surgical hospitals	153	20.4	20
8.	6241	Individual and family services	144	42.0	23.5
9.	4841	General freight trucking	136	24.0	20
10.	3335	Metalworking machinery manufacturing	131	19.0	20
11.	5413	Architectural, engineering and related services	130	21.7	20
12.	5221	Depository credit intermediation	97	18.3	20
13.	6231	Nursing care facilities	94	19.7	20
14.	4461	Health and personal care stores	88	21.0	20
15.	3361	Motor vehicle manufacturing	82	18.6	20
16.	6213	Offices of other health practitioners	74	21.7	20
17.	5617	Services to buildings and dwellings	73	19.5	20
18.	6233	Community care facilities for the elderly	65	20.6	20
19.	8111	Automotive repair and maintenance	63	21.4	20
20.	3322	Cutlery and hand tool manufacturing	63	23.1	20
21.	4481	Clothing stores	63	19.6	20
22.	7139	Other amusement and recreation industries	62	24.3	20
23.	5242	Agencies, brokerages and other insurance related activities	62	23.2	20
24.	2382	Building equipment contractors	59	20.7	20
25.	5416	Management, scientific and technical consulting services	59	24.8	20
26.	4441	Building material and supplies dealers	59	14.2	19.5
27.	6214	Out-patient care centres	57	22.0	20
28.	4529	Other general merchandise stores	56	18.5	20
29.	3261	Plastic product manufacturing	51	20.0	20
30.	6216	Home health care services	48	22.8	20
31.	4921	Couriers	48	21.0	20

## TOP HIRING SECTORS BY 5-DIGIT NAICS CODE

What sectors are hiring?

	NAICS CODE	5-DIGIT NAICS LABEL	POSTING COUNT ▾	AVERAGE POSTING LENGTH IN DAYS	MEDIAN POSTING LENGTH IN DAYS
1.	56131	Employment placement agencies and executive search services	588	21.2	20
2.	72251	Full-service restaurants and limited-service eating places	248	23.0	20
3.	91391	Other local, municipal and regional public administration	218	175.1	202
4.	81341	Civic and social organizations	197	27.3	20
5.	44511	Supermarkets and other grocery (except convenience) stores	173	17.8	20
6.	11199	All other crop farming	170	26.5	20
7.	62211	General medical and surgical hospitals	153	20.4	20
8.	33351	Metalworking machinery manufacturing	131	19.0	20
9.	54133	Engineering services	121	22.3	20
10.	48412	General freight trucking, long distance	114	24.9	20
11.	62419	Other individual and family services	98	50.7	34.5
12.	62311	Nursing care facilities	94	19.7	20
13.	33611	Automobile and light-duty motor vehicle manufacturing	78	18.3	20
14.	52211	Banking	70	17.6	20
15.	44611	Pharmacies and drug stores	67	21.2	20
16.	62331	Community care facilities for the elderly	65	20.6	20
17.	33221	Cutlery and hand tool manufacturing	63	23.1	20
18.	45299	All other general merchandise stores	56	18.5	20
19.	62149	Other out-patient care centres	56	22.0	20
20.	32619	Other plastic product manufacturing	51	20.0	20
21.	44413	Hardware stores	49	12.9	15
22.	49211	Couriers	48	21.0	20
23.	62161	Home health care services	48	22.8	20
24.	71394	Fitness and recreational sports centres	47	23.9	20
25.	91221	Provincial labour and employment services	45	36.5	37
26.	33299	All other fabricated metal product manufacturing	45	26.2	20
27.	62139	Offices of all other health practitioners	42	22.0	20
28.	23822	Plumbing, heating and air-conditioning contractors	40	20.7	20
29.	52421	Insurance agencies and brokerages	40	20.1	20
30.	44211	Furniture stores	40	17.2	20
31.	33637	Motor vehicle metal stamping	39	20.3	20

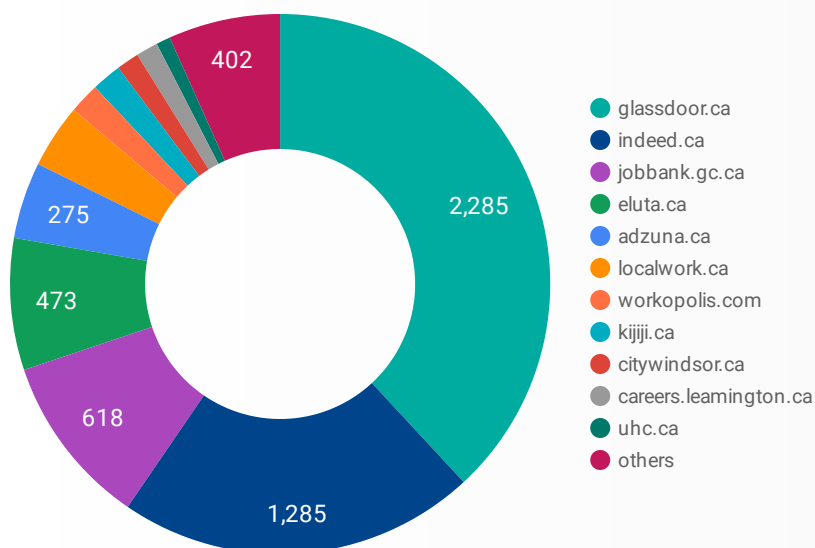
## TOP HIRING SECTORS BY 6-DIGIT NAICS CODE

What sectors are hiring?

	NAICS CODE	6-DIGIT NAICS LABEL	POSTING COUNT ▾	AVG POSTING LENGTH IN DAYS	MEDIAN POSTING LENGTH IN DAYS
1.	561310	Employment placement agencies and executive search services	588	21.2	20
2.	913910	Other local, municipal and regional public administration	218	175.1	202
3.	813410	Civic and social organizations	197	27.3	20
4.	445110	Supermarkets and other grocery (except convenience) stores	173	17.8	20
5.	622111	General (except paediatric) hospitals	153	20.4	20
6.	722512	Limited-service eating places	132	22.5	20
7.	111993	Fruit and vegetable combination farming	123	28.7	20
8.	541330	Engineering services	121	22.3	20
9.	722511	Full-service restaurants	116	23.6	20
10.	333511	Industrial mould manufacturing	106	19.2	20
11.	624190	Other individual and family services	98	50.7	34.5
12.	623110	Nursing care facilities	94	19.7	20
13.	484122	General freight trucking, long distance, less than truck-load	85	25.9	20
14.	336110	Automobile and light-duty motor vehicle manufacturing	78	18.3	20
15.	522111	Personal and commercial banking industry	70	17.6	20
16.	446110	Pharmacies and drug stores	67	21.2	20
17.	623310	Community care facilities for the elderly	65	20.6	20
18.	332210	Cutlery and hand tool manufacturing	63	23.1	20
19.	452999	All other miscellaneous general merchandise stores	56	18.5	20
20.	621494	Community health centres	50	22.2	20
21.	444130	Hardware stores	49	12.9	15
22.	492110	Couriers	48	21.0	20
23.	621610	Home health care services	48	22.8	20
24.	111999	All other miscellaneous crop farming	47	22.6	20
25.	713940	Fitness and recreational sports centres	47	23.9	20
26.	332999	All other miscellaneous fabricated metal product manufacturing	45	26.2	20
27.	912210	Provincial labour and employment services	45	36.5	37
28.	621390	Offices of all other health practitioners	42	22.0	20
29.	524210	Insurance agencies and brokerages	40	20.1	20
30.	238220	Plumbing, heating and air-conditioning contractors	40	20.7	20
31.	442110	Furniture stores	40	17.2	20

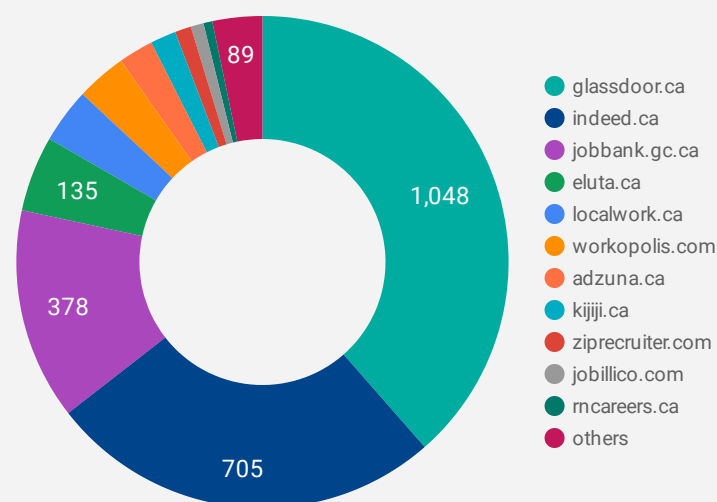
## JOB POSTINGS BY JOB BOARD

What share of unique job postings appear on each job board?



## COMPANIES BY JOB BOARD

What share of unique job postings appear on each job board?



## JOB POSTING DETAILS BY JOB BOARD

How does job posting activity differ by job board?

	JOB BOARD	POSTING COUNT	AVG POSTING LENGTH IN DAYS	MEDIAN POSTING LENGTH IN DAYS	# OF COMPANIES
1.	glassdoor.ca	2,285	22	20	1,048
2.	indeed.ca	1,285	20	20	705
3.	jobbank.gc.ca	618	34	22.5	378
4.	eluta.ca	473	20	20	135
5.	adzuna.ca	275	14	14	62
6.	localwork.ca	230	12	6	98
7.	workopolis.com	110	100	99.5	90
8.	kijiji.ca	107	15	15	46
9.	citywindsor.ca	81	14	14	2
10.	careers.learnington.ca	79	287	298	1
11.	uhc.ca	51	71	72	1
12.	jobillico.com	50	27	28.5	23
13.	ziprecruiter.com	39			29
14.	careerarc.com	31	46	17	8
15.	rncareers.ca	28	17	11	16
16.	careerowl.ca	27	136	151.5	8
17.	employment.tecumseh.ca	24	11	7	1
18.	network.applytoeducation.com	23	8	7	2

## MAPPING THIS MONTH'S ACTIVE JOB POSTINGS IN WINDSOR-ESSEX

*How many job postings were active for at least 1 day this month?*

