

# JOB DEMAND REPORT

## NOVEMBER 2022

### HIGHLIGHTS

#### JOB POSTINGS BY THE NUMBERS

TOTAL POSTINGS	NEW THIS MONTH	COMPANIES	JOB BOARDS
6,154	3,167	1,900	48

#### # OF DAYS POSTED

AVERAGE	MEDIAN
23.4	20

## REPORT BUILDER

The default filter selection below will show all job demand data for the month. You can use the filters to create a customized report for the purpose of understanding a subset of the data.

#### OCCUPATION FILTERS

SKILL TYPE NAME / 1-DIGIT NOC	▼
MAJOR GROUP / 2-DIGIT NOC	▼
MINOR GROUP / 3-DIGIT NOC	▼
UNIT GROUP / 4-DIGIT NOC	▼
SKILL LEVEL	▼
JOB TYPE	▼
JOB DURATION	▼
ADDITIONAL LANGUAGE	▼
SPECIFIC JOB TAGS	▼

#### INDUSTRY/SECTOR FILTERS

HIRING SECTOR BY 2-DIGIT NAICS CODE	▼
HIRING SECTOR BY 3-DIGIT NAICS CODE	▼
HIRING SECTOR BY 4-DIGIT NAICS CODE	▼
HIRING SECTOR BY 5-DIGIT NAICS CODE	▼
HIRING SECTOR BY 6-DIGIT NAICS CODE	▼

#### OTHER FILTERS

MUNICIPALITY	▼
CITY OR COUNTY	▼
JOB BOARD	▼

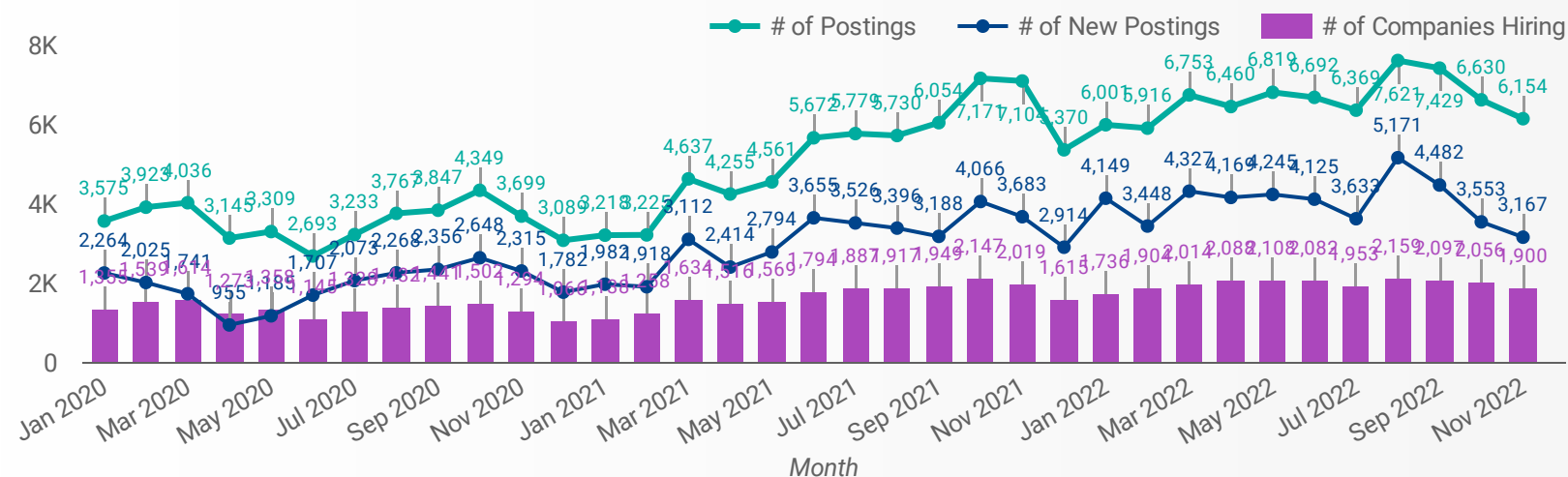
NOC = National Occupation Classification | NAICS = North American Industry Classification System

#### Source:

Job posting data collected by Workforce WindsorEssex from job boards and employer websites who recruit candidates in Windsor-Essex.

## JOB POSTINGS BY MONTH FOR WINDSOR-ESSEX

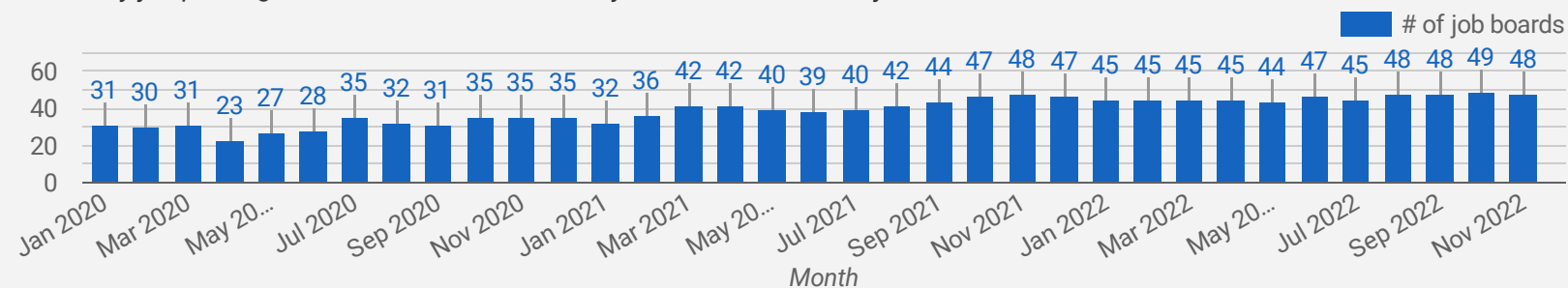
How many job postings were active for at least 1 day this month?



NOTE: This graph cannot be filtered using the controls on the cover page

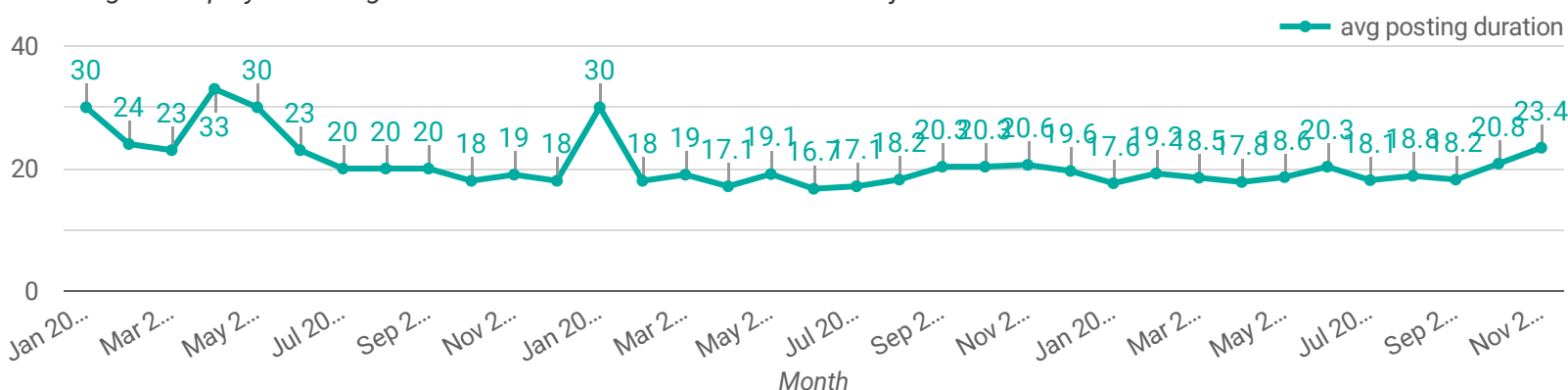
## NUMBER OF ACTIVE JOB BOARDS

How many job postings were active for at least 1 day this month on these job boards?



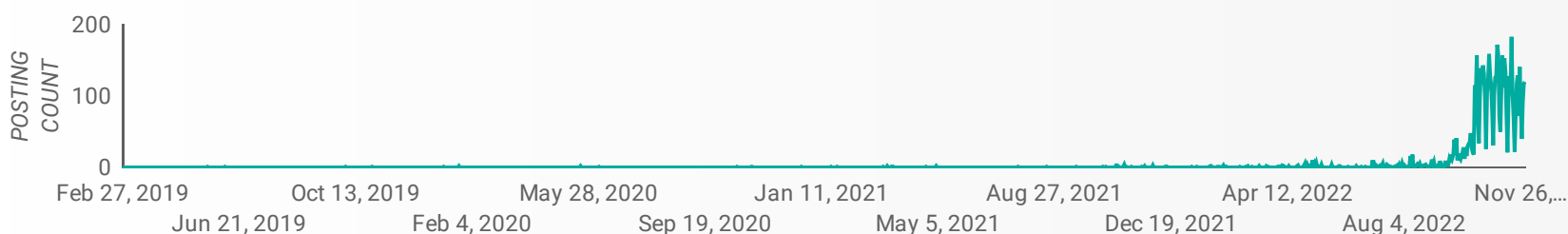
## AVG & MEDIAN POSTING LENGTH BY DAYS

How long are employers having to recruit for to find candidates to fill their job vacancies?



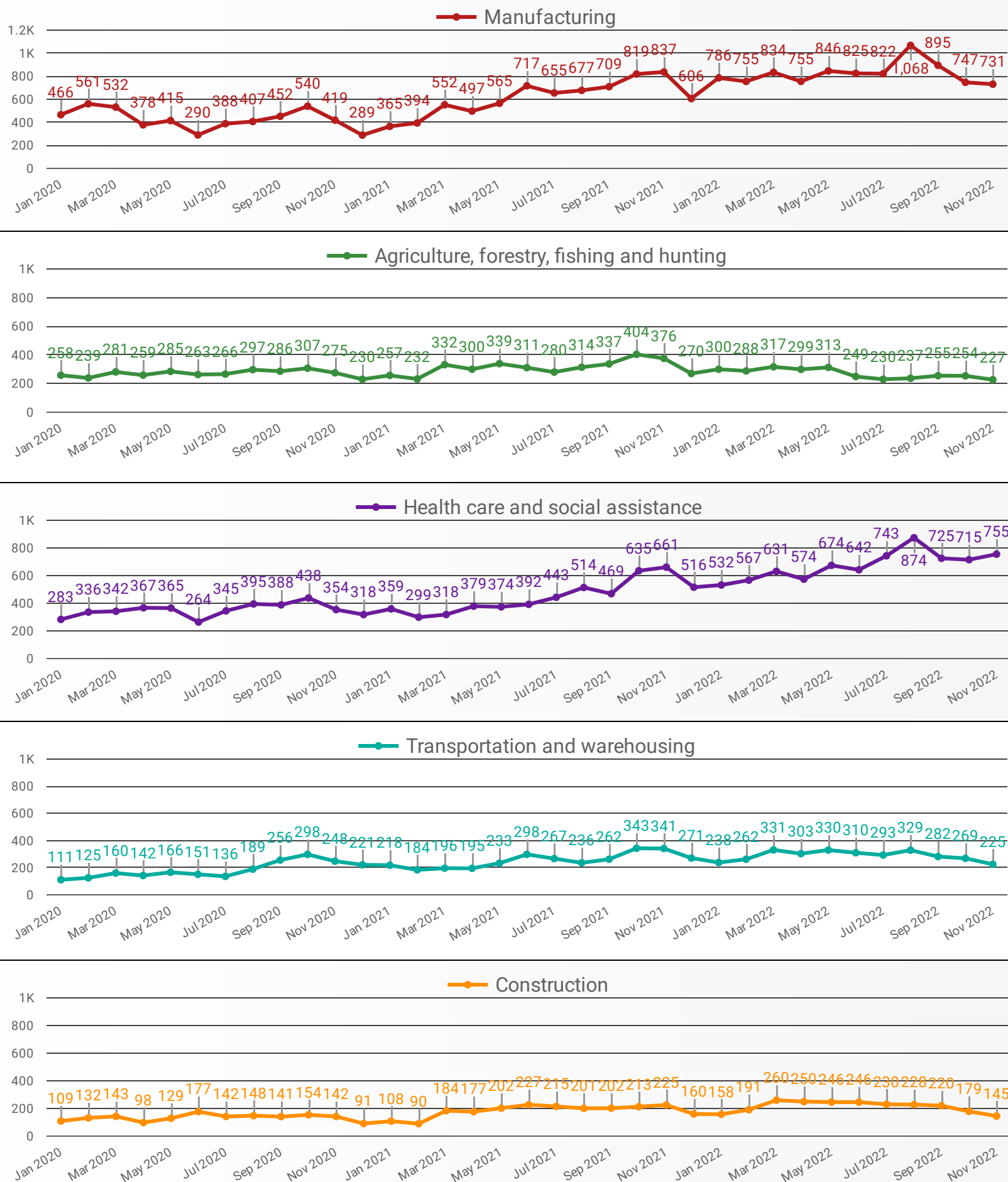
## POST DATE TIMELINE FOR THIS MONTH'S ACTIVE JOB POSTINGS

How many job postings were active for at least 1 day this month?



## DEMAND BY KEY SECTOR (WINDSOR-ESSEX)

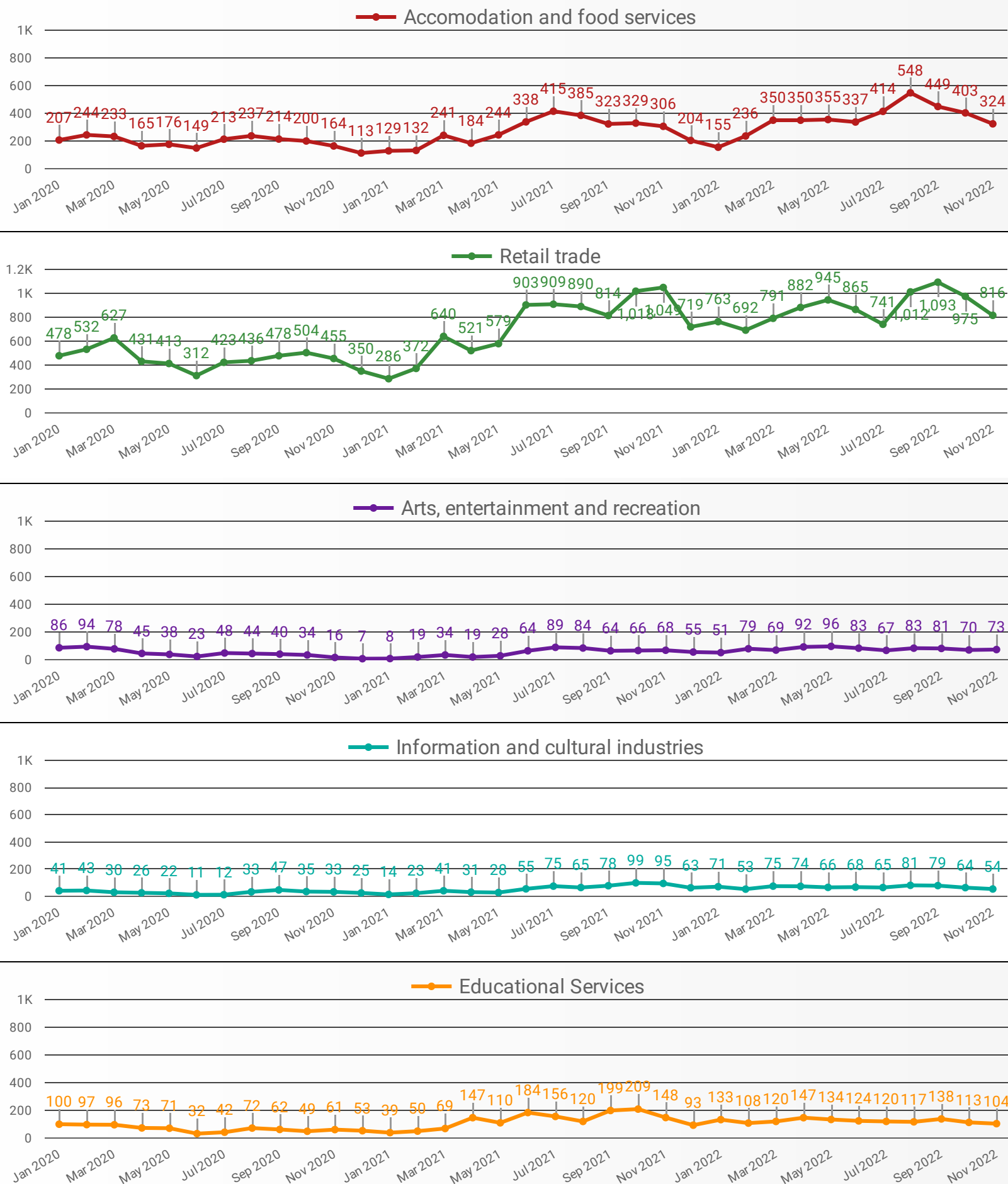
How many job postings were active for at least 1 day this month by sector?



NOTE: This graph cannot be filtered using the controls on the cover page

## DEMAND BY IMPACTED SECTOR (WINDSOR-ESSEX)

How many job postings were active for at least 1 day this month by sector?



NOTE: This graph cannot be filtered using the controls on the cover page

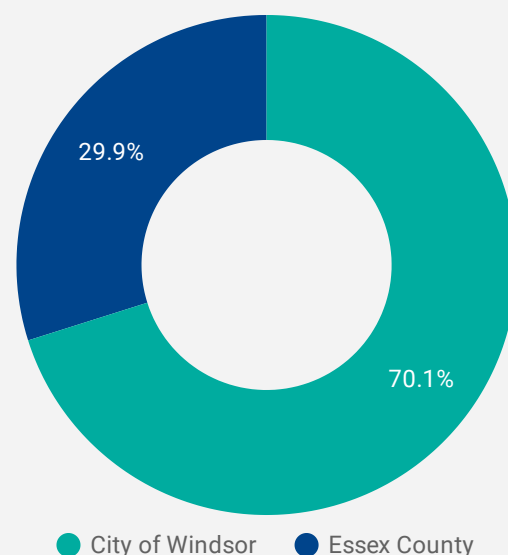
## JOB POSTINGS BY MUNICIPALITY

Where are job opportunities being offered?

	MUNICIPALITY	POSTING COUNT	AVG POSTING LENGTH IN DAYS	MEDIAN POSTING LENGTH IN DAYS
1.	City of Windsor	4,300	24.3	20
2.	Town of Tecumseh	447	21.6	20
3.	Municipality of Leamington	408	22.1	20
4.	Town of Kingsville	320	21.1	20
5.	Town of Essex	207	23.3	20
6.	Town of Lakeshore	159	23.3	20
7.	Town of LaSalle	146	20.5	20
8.	Town of Amherstburg	145	17.6	20

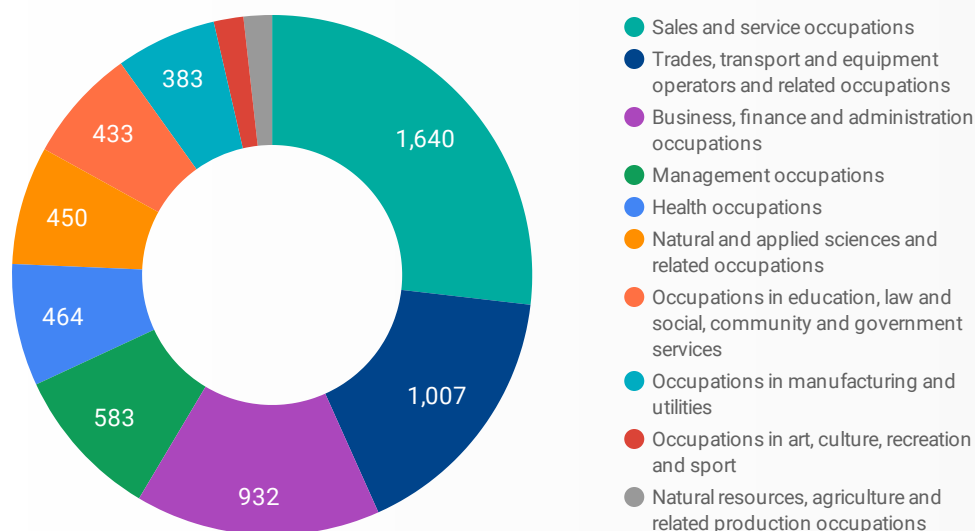
## URBAN & RURAL DEMAND

Job Postings by Location



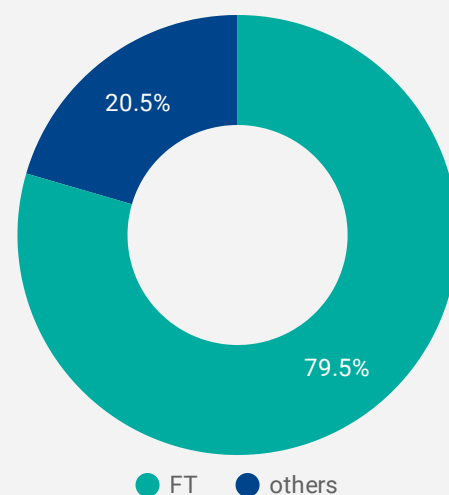
## JOB POSTINGS BY SKILL TYPE

What skill type is being recruited?



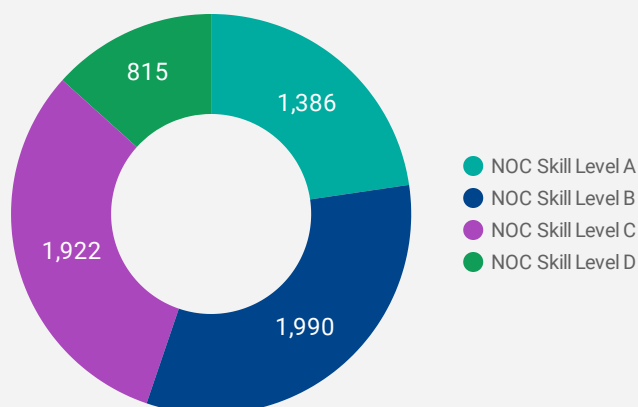
## JOB TYPE

Full-time vs Part-time



## JOB POSTINGS BY SKILL LEVEL

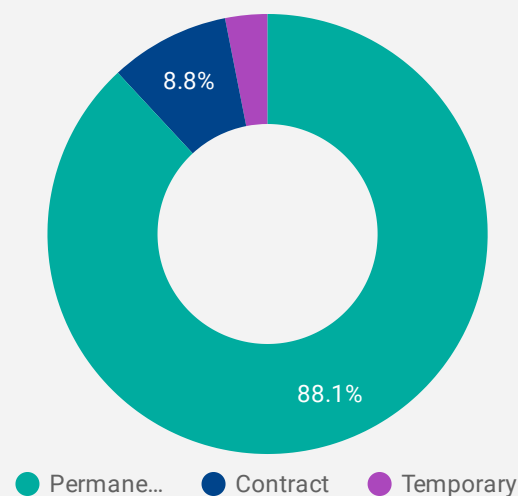
What education do occupations typically require?



Skill Level A = Usually University education | Skill Level B = Usually College education or Apprenticeship training | Skill Level C = Usually Secondary education or occupation-specific training | Skill Level D = Usually on-the-job training

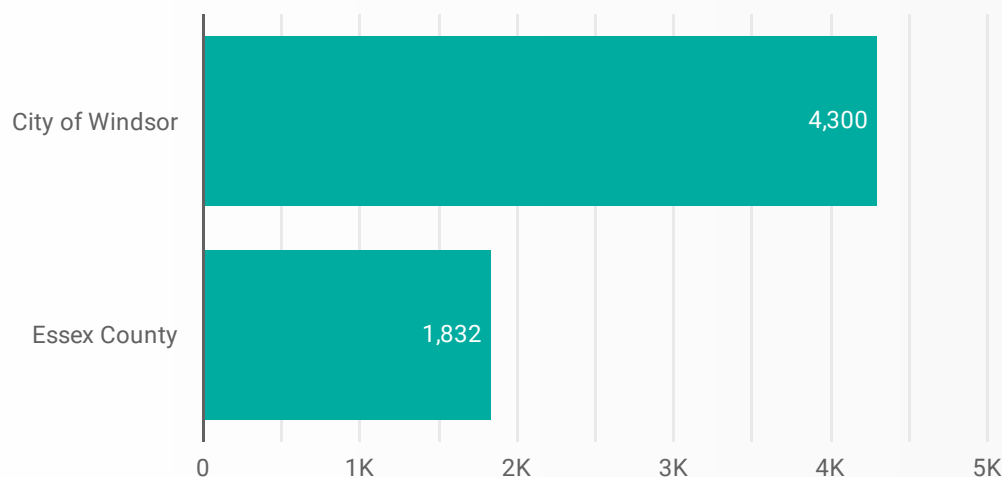
## JOB DURATION

Permanency of jobs posted



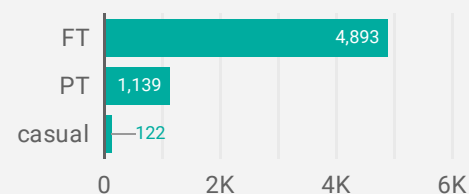
## JOB POSTINGS BY COUNTY VS CITY

Job Postings by Location



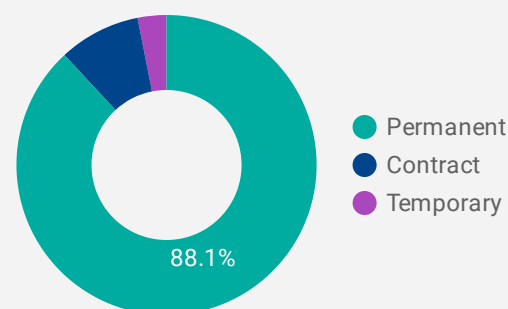
## JOB TYPE

# of Full-time vs Part-time Jobs



## JOB DURATION

Permanency of jobs posted



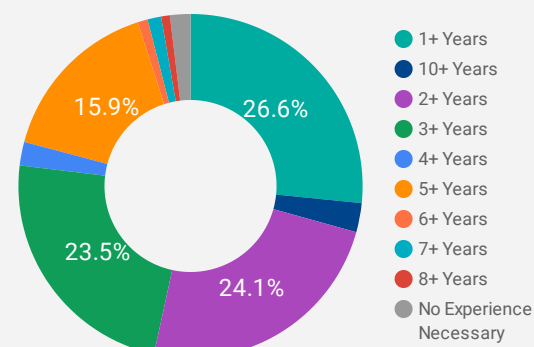
## JOB POSTINGS BY MUNICIPALITY

Where are job opportunities being offered?

	MUNICIPALITY	POSTING COUNT	AVG POSTING LENGTH IN DAYS	MEDIAN POSTING LENGTH IN DAYS
1.	City of Windsor	4,300	24.3	20
2.	Town of Tecumseh	447	21.6	20
3.	Municipality of Leamington	408	22.1	20
4.	Town of Kingsville	320	21.1	20
5.	Town of Essex	207	23.3	20
6.	Town of Lakeshore	159	23.3	20
7.	Town of LaSalle	146	20.5	20
8.	Town of Amherstburg	145	17.6	20

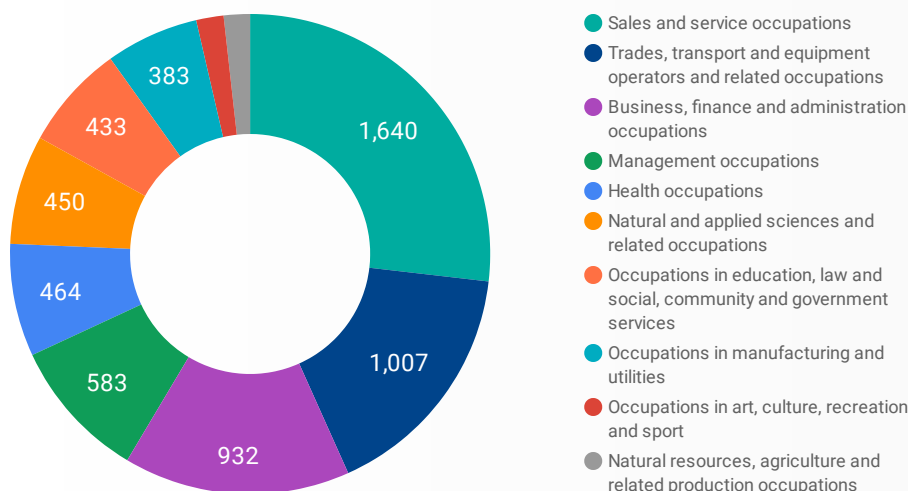
## JOB EXPERIENCE LEVEL

Job Postings by Years of Experience Required



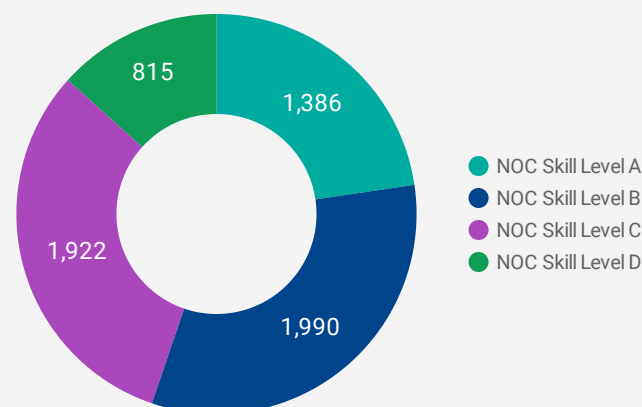
## JOB POSTINGS BY JOB CATEGORY

What broad occupational category is being recruited?



## JOB POSTINGS BY SKILL LEVEL

What education do occupations typically require?



Skill Level A = Usually University education | Skill Level B = Usually College education or Apprenticeship training | Skill Level C = Usually Secondary education or occupation-specific training | Skill Level D = Usually on-the-job training

## TOP HIRING COMPANIES & AGENCIES

What companies are hiring?

	COMPANY	COMMUNITY	POSTINGS ▾	AVERAGE POSTING DURATION IN DAYS	MEDIAN POSTING DURATION IN DAYS
1.	Windsor Regional Hospital - Met Campus	windsor	112	19.9	20
2.	City of Windsor Employment and Training Services (Windsor)	windsor	84	264.4	154
3.	Unemployed Help Centre of Windsor Inc. (Belle River)	windsor	71	44.7	20
4.	Loblaw Companies Limited	windsor	68	19.2	20
5.	Windsor, Corporation of the City of	windsor	61	17.0	20
6.	Loblaw Companies	windsor	46	20.0	20
7.	Victorian Order of Nurses / VON Canada	windsor	34	37.9	20
8.	Mucci Farms Ltd.	kingsville	34	20.2	20
9.	SUNSET Produce	kingsville	30	52.0	52
10.	Hiram Walker & Sons Limited	windsor	28	18.2	20
11.	Global Excel Management	windsor	28	20.3	20
12.	Adzuna	windsor	27	null	null
13.	HÃ'tel-Dieu Grace Healthcare	windsor	27	19.9	20
14.	Shoppers Drug Mart / Pharmaprix	windsor	27	26.6	21
15.	BELFOR Canada	windsor	26	19.5	20
16.	Canadian Armed Forces Army Reserve	windsor	26	65.3	56
17.	University of Windsor	windsor	26	20.8	20
18.	McDonald's Restaurants	windsor	25	19.4	19
19.	Catalent Pharma Solutions	windsor	24	21.3	20
20.	Lowe's Canada	windsor	23	12.5	15
21.	Mastronardi Produce Limited	kingsville	23	19.9	20
22.	Impact Staffing Inc.	windsor	22	22.5	20
23.	Canadian Executive Search Group Inc	windsor	22	19.8	20
24.	Waterford Executive	windsor	21	13.0	17
25.	The Plasman Group	windsor	21	28.5	20
26.	Platinum Direct Hire Inc.	windsor	21	20.0	20
27.	WFCU Credit Union	windsor	20	22.7	20
28.	Onward Technologies Inc	windsor	20	null	null
29.	Centerline (Windsor) Limited	lasalle	20	19.1	20
30.	FCA Canada Inc.	windsor	20	13.6	15

## TOP HOURLY WAGES IN JOB POSTINGS

What are employers willing to pay to find the perfect candidate?

# of Minimum Wage Jobs

223

	JOB TITLE	COMPANY	LOCATION	HOURLY WAGE ▾
1.	Devonshire Mall Restaurant Food & Beverage Server	Artisan Grill	City of Windsor	\$200 
2.	Project Manager	Adecco Canada	Town of Lakeshore	\$86 
3.	Controls Technician - Full-time, Permanent Or Contract	ATSI Robotics	City of Windsor	\$65 
4.	Materials Manager -ad	Unemployed Help Centre of Windsor Inc. (Belle River)	City of Windsor	\$65 
5.	Bridge Construction Party Chief	Relieve Consulting Services Canada Inc.	City of Windsor	\$55.29 
6.	Bridge Technical Lead	Relieve Consulting Services Canada Inc.	City of Windsor	\$55.29 
7.	Bridge Engineering Manager	Relieve Consulting Services Canada Inc.	City of Windsor	\$55.29 
8.	Aircraft Maintenance Contractor	CAS Aerospace Inc.	City of Windsor	\$55 
9.	Engineering Manager	Relieve Consulting Services Canada Inc.	City of Windsor	\$52.88 
10.	Financial Controller	WBSZ HOLDINGS LTD.	City of Windsor	\$52 
11.	Mechanical Automation Designer	Agilus	City of Windsor	\$50 
12.	Psychomotricien(ne) Temporaire	Conseil scolaire catholique Providence (Ontario)	City of Windsor	\$49.74 
				1 - 100 / 1296 < >

## TOP SALARIES IN JOB POSTINGS

What are employers willing to pay to find the perfect candidate?

	JOB TITLE	COMPANY	LOCATION	ANNUAL SALARY ▾
1.	Owner Operator Truck Driver	MILOS M&S TRANSPORT	City of Windsor	\$340,000 
2.	Dental Associate	LaSalle Dental	Town of LaSalle	\$308,657 
3.	Cardiologist	Canadian Cardiac Care	City of Windsor	\$264,933 
4.	Customer Service Representative	Momentum Financial Services Group	City of Windsor	\$250,000 
5.	Oral Surgeon	Windsor Surgery Practice	City of Windsor	\$250,000 
6.	Customer Service Representative	National Money Mart Company Inc.	City of Windsor	\$250,000 
7.	Automotive Sales Representative	LKQ Corporation	City of Windsor	\$200,000 
8.	Vice President Of Operations	Aerotek	City of Windsor	\$170,000 
9.	Business Manager	401 Auto RV Canada Inc	City of Windsor	\$150,000 
10.	Automotive Sales & Finance Manager	401 Auto RV Canada Inc	City of Windsor	\$150,000 
11.	Sales Account Manager -	Oerlikon HRSflow	City of Windsor	\$150,000 
				1 - 100 / 1500 < >

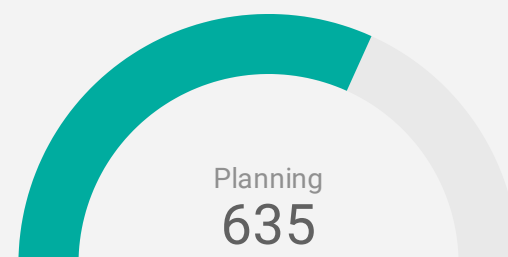
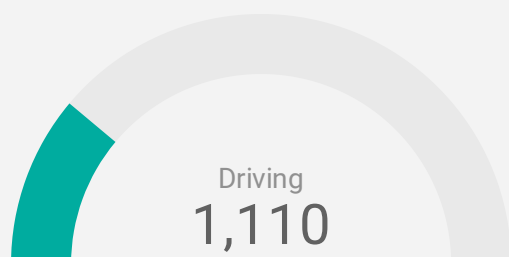
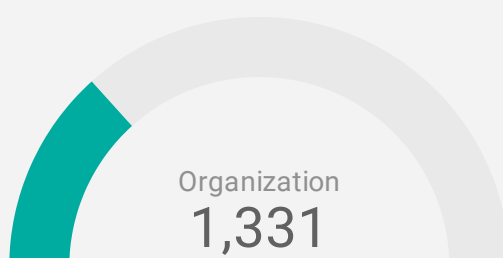
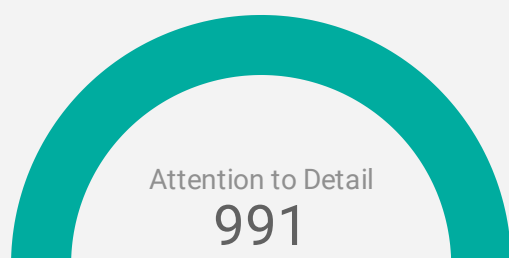
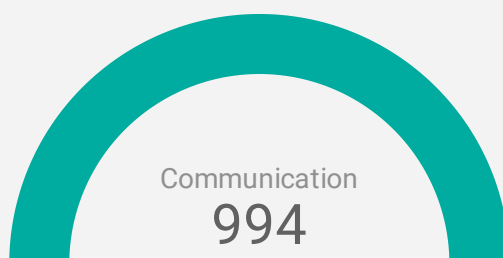


## TOP IN-DEMAND SKILLS

How many times were these skills found in job postings?

ACTIVE JOB POSTINGS THIS MONTH

6,154



## KEY JOB REQUIREMENTS

How often are these requirements desired in job postings?

ACTIVE JOB POSTINGS THIS MONTH

6,154



Driver's License

5



First Aid

286



Regular Access to a Vehicle

205



Criminal Record Check

278



Microsoft Office

497



Food Safety

118

## JOB POSTINGS BY 4-DIGIT NOC, SKILL LEVEL, FREQUENCY & DURATION

What jobs are hard-to-fill and/or in-demand?

	4-DIGIT NOC CODE	4-DIGIT NOC LABEL	OCCUPATION'S SKILL LEVEL	POSTING COUNT ▾	AVG POSTING LENGTH IN DAYS	MEDIAN POSTING LENGTH IN DAYS
1.	6421	Retail salespersons	NOC Skill Level C	449	21	20
2.	7511	Transport truck drivers	NOC Skill Level C	163	22	20
3.	6711	Food counter attendants, kitchen helpers and related support occupations	NOC Skill Level D	146	20	20
4.	6552	Other customer and information services representatives	NOC Skill Level C	144	26	20
5.	4412	Home support workers, housekeepers and related occupations	NOC Skill Level C	141	21	20
6.	0621	Retail and wholesale trade managers	NOC Skill Level A	126	22	20
7.	9619	Other labourers in processing, manufacturing and utilities	NOC Skill Level D	120	22	20
8.	6322	Cooks	NOC Skill Level B	114	23	20
9.	7611	Construction trades helpers and labourers	NOC Skill Level D	112	20	20
10.	7452	Material handlers	NOC Skill Level C	106	26	20
11.	6733	Janitors, caretakers and building superintendents	NOC Skill Level D	104	22	20
12.	1221	Administrative officers	NOC Skill Level B	94	22	20
13.	3012	Registered nurses and registered psychiatric nurses	NOC Skill Level A	94	26	20
14.	6311	Food service supervisors	NOC Skill Level B	92	22	20
15.	7231	Machinists and machining and tooling inspectors	NOC Skill Level B	76	23	20
16.	6731	Light duty cleaners	NOC Skill Level D	73	19	20
17.	0111	Financial managers	NOC Skill Level A	67	24	20
18.	7514	Delivery and courier service drivers	NOC Skill Level C	66	31	20
19.	6541	Security guards and related security service occupations	NOC Skill Level C	66	21	20
20.	1241	Administrative assistants	NOC Skill Level B	65	36	20
21.	1114	Other financial officers	NOC Skill Level A	62	22	20
22.	3233	Licensed practical nurses	NOC Skill Level B	57	18	20
23.	7232	Tool and die makers	NOC Skill Level B	56	51	20
24.	4212	Social and community service workers	NOC Skill Level B	56	17	20
25.	1431	Accounting and related clerks	NOC Skill Level C	55	21	20
26.	6211	Retail sales supervisors	NOC Skill Level B	55	21	20
27.	3219	Other medical technologists and technicians (except dental health)	NOC Skill Level B	54	20	20
28.	6611	Cashiers	NOC Skill Level D	54	22	20
29.	5254	Program leaders and instructors in recreation, sport and fitness	NOC Skill Level B	51	20	20
					1 - 50 / 348	< >

## JOB POSTINGS BY 3-DIGIT NOC, SKILL LEVEL, FREQUENCY & DURATION

*What jobs are hard to fill and/or in-demand?*

	3-DIGIT NOC CODE	3-DIGIT NOC LABEL	OCCUPATION'S SKILL LEVEL	POSTING COUNT ▾	AVG POSTING LENGTH IN DAYS	MEDIAN POSTING LENGTH IN DAYS
1.	642	Retail salespersons	NOC Skill Level C	449	21	20
2.	751	Motor vehicle and transit drivers	NOC Skill Level C	249	24	20
3.	673	Cleaners	NOC Skill Level D	195	20	20
4.	122	Administrative and regulatory occupations	NOC Skill Level B	188	21	20
5.	961	Labourers in processing, manufacturing and utilities	NOC Skill Level D	184	22	20
6.	723	Machining, metal forming, shaping and erecting trades	NOC Skill Level B	158	34	20
7.	655	Customer and information services representatives	NOC Skill Level C	153	26	20
8.	441	Home care providers and educational support occupations	NOC Skill Level C	149	21	20
9.	671	Food counter attendants, kitchen helpers and related support occupations	NOC Skill Level D	146	20	20
10.	111	Auditors, accountants and investment professionals	NOC Skill Level A	127	23	20
11.	062	Retail and wholesale trade managers	NOC Skill Level A	126	22	20
12.	632	Chefs and cooks	NOC Skill Level B	124	27	20
13.	011	Senior managers - construction, transportation, production and utilities	NOC Skill Level A	120	22	20
14.	761	Trades helpers and labourers	NOC Skill Level D	116	29	20
15.	421	Paraprofessional occupations in legal, social, community and education services	NOC Skill Level B	109	19	20
16.	745	Longshore workers and material handlers	NOC Skill Level C	106	26	20
17.	321	Medical technologists and technicians (except dental health)	NOC Skill Level B	105	20	20
18.	631	Service supervisors	NOC Skill Level B	101	22	20
19.	124	Office administrative assistants - general, legal and medical	NOC Skill Level B	99	30	20
20.	301	Professional occupations in nursing	NOC Skill Level A	97	26	20
21.	152	Supply chain logistics, tracking and scheduling co-ordination occupations	NOC Skill Level C	89	20	20
22.	143	Financial, insurance and related administrative support workers	NOC Skill Level C	88	20	20
23.	112	Human resources and business service professionals	NOC Skill Level A	83	19	20
24.	213	Civil, mechanical, electrical and chemical engineers	NOC Skill Level A	81	17	20
25.	323	Other technical occupations in health care	NOC Skill Level B	81	18	20
26.	662	Other sales support and related occupations	NOC Skill Level D	79	20	20
27.	141	General office workers	NOC Skill Level C	78	20	20
28.	071	Managers in customer and personal services, n.e.c.	NOC Skill Level A	74	38	20
29.	842	Agriculture and horticulture workers	NOC Skill Level C	74	24	25.5

## JOB POSTINGS BY 2-DIGIT NOC, SKILL LEVEL, FREQUENCY & DURATION

What jobs are hard to fill and/or in-demand?

	2-DIGIT NOC CODE	2-DIGIT NOC LABEL	OCCUPATION'S SKILL LEVEL	POSTING COUNT ▾	AVG POSTING LENGTH IN DAYS	MEDIAN POSTING LENGTH IN DAYS
1.	64	Sales representatives and salespersons - wholesale and retail trade	NOC Skill Level C	451	22	20
2.	12	Administrative and financial supervisors and administrative occupations	NOC Skill Level B	366	23	20
3.	67	Service support and other service occupations, n.e.c.	NOC Skill Level D	349	20	20
4.	72	Industrial, electrical and construction trades	NOC Skill Level B	315	33	20
5.	65	Service representatives and other customer and personal services occupations	NOC Skill Level C	302	23	20
6.	75	Transport and heavy equipment operation and related maintenance occupations	NOC Skill Level C	278	23	20
7.	63	Service supervisors and specialized service occupations	NOC Skill Level B	257	25	20
8.	21	Professional occupations in natural and applied sciences	NOC Skill Level A	230	19	20
9.	22	Technical occupations related to natural and applied sciences	NOC Skill Level B	220	21	20
10.	11	Professional occupations in business and finance	NOC Skill Level A	210	21	20
11.	32	Technical occupations in health	NOC Skill Level B	201	19	20
12.	06	Middle management occupations in retail and wholesale trade and customer services	NOC Skill Level A	191	23	20
13.	96	Labourers in processing, manufacturing and utilities	NOC Skill Level D	184	22	20
14.	14	Office support occupations	NOC Skill Level C	182	19	20
15.	01	Senior managers - construction, transportation, production and utilities	NOC Skill Level A	154	22	20
16.	44	Care providers and educational, legal and public protection support occupations	NOC Skill Level C	153	21	20
17.	73	Maintenance and equipment operation trades	NOC Skill Level B	150	49	20
18.	62	Retail sales supervisors and specialized sales occupations	NOC Skill Level B	148	20	20
19.	94	Processing and manufacturing machine operators and related production workers	NOC Skill Level C	139	24	20
20.	74	Other installers, repairers and servicers and material handlers	NOC Skill Level C	133	26	20
21.	66	Sales support occupations	NOC Skill Level D	133	21	20
22.	76	Trades helpers, construction labourers and related occupations	NOC Skill Level D	131	28	20
23.	41	Professional occupations in law and social, community and government services	NOC Skill Level A	115	19	20
24.	42	Paraprofessional occupations in legal, social, community and education services	NOC Skill Level B	109	19	20
25.	15	Distribution, tracking and scheduling co-ordination occupations	NOC Skill Level C	103	20	20
26.	30	Professional occupations in nursing	NOC Skill Level A	97	26	20
27.	21	Professional occupations in health (except nursing)	NOC Skill Level A	84	21	20

## MULTILINGUAL JOB POSTINGS BY THE NUMBERS

ACTIVE POSTINGS  
**646**

NEW POSTINGS  
**314**

COMPANIES  
**293**

LANGUAGES  
**11**

## # OF DAYS POSTED

AVERAGE  
**21.2**

MEDIAN  
**20**

## MULTILINGUAL JOB POSTINGS BY SKILL LEVEL

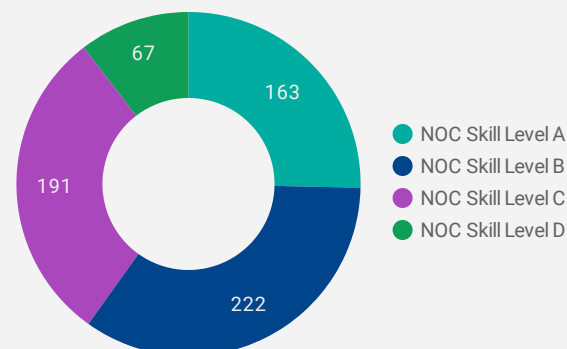
What language skills are employers looking for by occupational skill level?

**163** Skill Level A - Management/ Professional Occupations usually requiring University

**222** Skill Level B - Usually college education or apprenticeship training

**191** Skill Level C - Usually secondary education or occupation-specific training

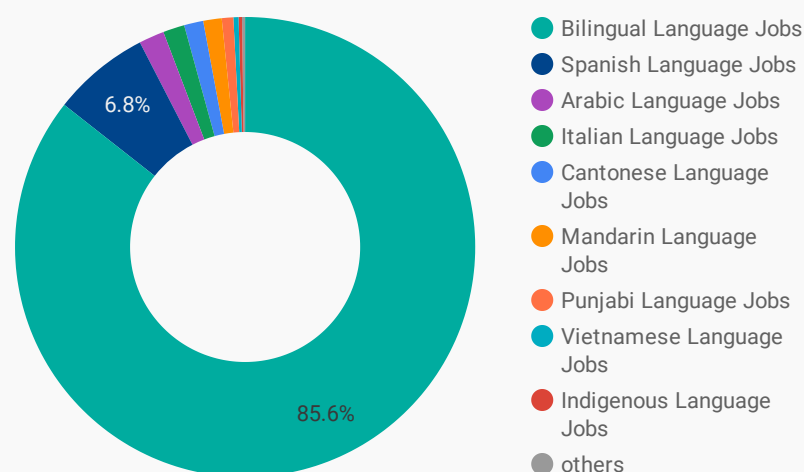
**67** Skill Level D - Usually on-the-job training



LANGUAGES	NOC Skill Level A	NOC Skill Level B	NOC Skill Level C	NOC Skill Level D
Bilingual Language Jobs	146	189	160	51
Spanish Language Jobs	5	20	11	9
Cantonese Language Jobs			13	
Arabic Language Jobs	5	4	1	
Italian Language Jobs		3	4	2
Mandarin Language Jobs	2	2		3
Indigenous Language Jobs	2	2		

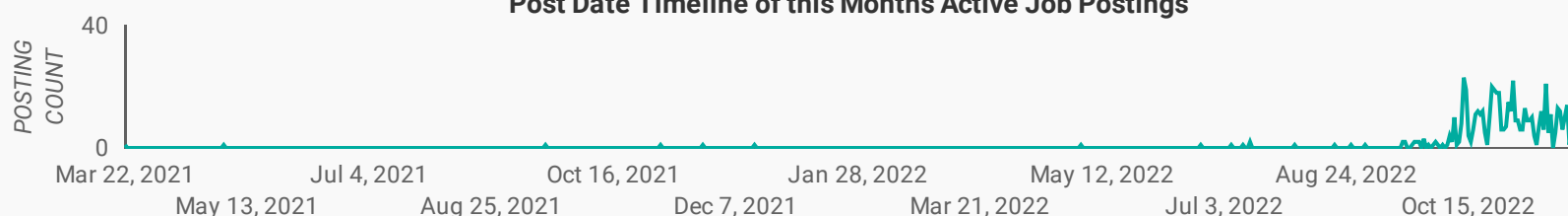
## LANGUAGE SKILLS BREAKDOWN

Which kinds of language skills do employers seek?



LANGUAGES	POSTING COUNT
1. Bilingual Language Jobs	548
2. Spanish Language Jobs	46
3. Cantonese Language Jobs	13
4. Arabic Language Jobs	10
5. Italian Language Jobs	9
6. Mandarin Language Jobs	7

## Post Date Timeline of this Month's Active Job Postings



## LANGUAGE SKILLS BEING RECRUITED BY JOB CATEGORY

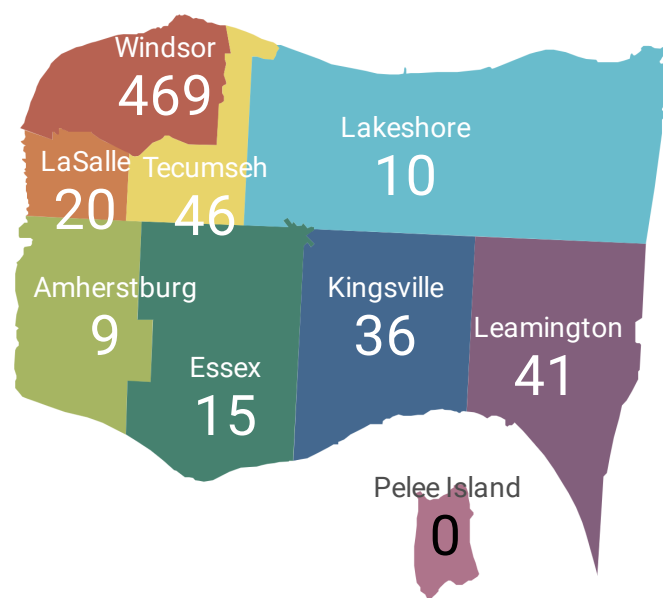
What language skills are sought by 1-Digit NOC?

BROAD OCCUPATIONAL CATEGORY	Bilingual ...	Spanish ...	Cantones...	Arabic La...	Italian La...	Mandarin...	Grand total
Business, finance and administration occu...	104	6				4	114
Health occupations	87			6			93
Management occupations	48	5					55
Natural and applied sciences and related o...	21	6					27
Natural resources, agriculture and related ...	3	5					8
Occupations in art, culture, recreation and ...	7						7
Occupations in education, law and social, ...	64	1		4			75
Occupations in manufacturing and utilities	29	4					34
Sales and service occupations	134	12	13		9	2	173
Trades, transport and equipment operator...	49	6				1	57
<b>Grand total</b>	<b>546</b>	<b>45</b>	<b>13</b>	<b>10</b>	<b>9</b>	<b>7</b>	<b>643</b>

## MULTILINGUAL JOB POSTINGS BY MUNICIPALITY

What language skills are sought by 4-Digit NOC?

	MUNICIPALITY	POSTINGS	AVG POSTING LENGTH IN DAYS	MEDIAN POSTING LENGTH IN DAYS
1.	City of Windsor	469	24.3	20
2.	Town of Tecumseh	46	21.6	20
3.	Municipality of Leamington	41	22.1	20
4.	Town of Kingsville	36	21.1	20
5.	Town of LaSalle	20	20.5	20
6.	Town of Essex	15	23.3	20
7.	Town of Lakeshore	10	23.3	20
8.	Town of Amherstburg	9	17.6	20



	UPPER TIER	POSTINGS	AVG POSTING LENGTH IN DAYS	MEDIAN POSTING LENGTH IN DAYS
1.	City of Windsor	469	24.3	20
2.	Essex County	177	21.5	20

## LANGUAGE DEMAND BY JOB

*What language skills are sought by 4-Digit NOC?*

4 DIGIT NOC NAME		POSTINGS ▾
1.	Retail salespersons	46
2.	Other customer and information service...	35
3.	Registered nurses and registered psychi...	25
4.	Food counter attendants, kitchen helpers...	18
5.	Social workers	17
6.	Home support workers, housekeepers an...	15
7.	Social and community service workers	14
8.	Administrative assistants	13
9.	Licensed practical nurses	11
10.	Construction trades helpers and labourers	11
11.	Administrative officers	11
12.	Other labourers in processing, manufact...	10
13.	Food service supervisors	10
14.	Cooks	10
15.	Managers in health care	9
16.	Medical administrative assistants	9
17.	User support technicians	9
18.	Retail and wholesale trade managers	8
19.	Material handlers	8
20.	Janitors, caretakers and building superin...	8
21.	Medical radiation technologists	8
22.	Financial managers	7
23.	Human resources and recruitment officers	7
24.	Insurance adjusters and claims examiners	7
25.	Construction managers	7
26.	Machinists and machining and tooling in...	7
27.	Delivery and courier service drivers	6
28.	General office support workers	6
29.	Food and beverage servers	6
30.	Nurse aides, orderlies and patient servic...	6
31.	Purchasing agents and officers	6
32.	Other medical technologists and technic...	6
1 - 100 / 159		< >

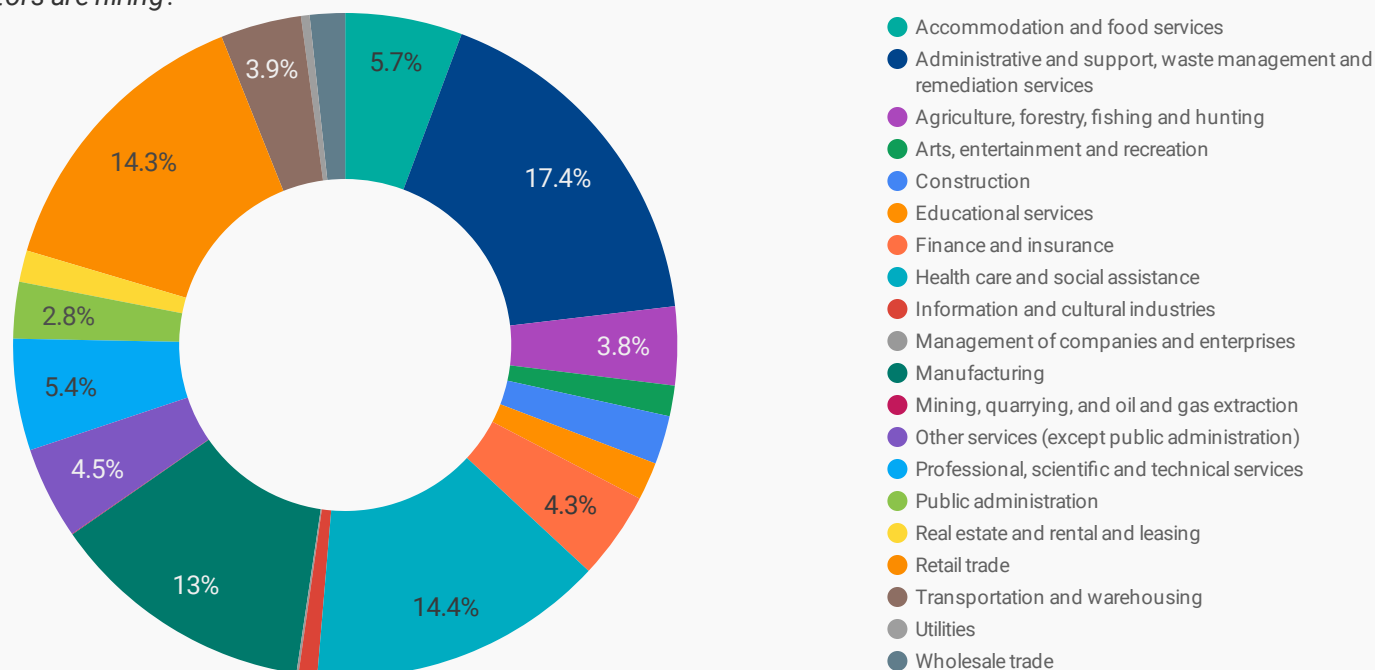
## MULTILINGUAL HIRING EMPLOYERS

*Which employers are seeking multilingual candidates?*

COMPANY		POSTINGS ▾
1.	Windsor Regional Hospital - Met Campus	75
2.	HÃ´tel-Dieu Grace Healthcare	18
3.	Global Excel Management	15
4.	Liquor Control Board of Ontario	15
5.	E3 WORKS	10
6.	Victorian Order of Nurses / VON Canada	10
7.	Legacy Personnel Solutions	9
8.	Waterford Executive	9
9.	Victoria Order Of Nurses	8
10.	Windsor, Corporation of the City of	8
11.	Windsor-Essex County Health Unit	7
12.	Highline Mushrooms	7
13.	Bell	7
14.	PWC / PricewaterhouseCoopers LLP	6
15.	Fortis Group	6
16.	LCBO	6
17.	Jamieson Wellness Inc.	6
18.	Mucci Farms Ltd.	6
19.	The Source (Bell) Electronics Inc. (Amherstburg)	6
20.	Desjardins	5
21.	Cronos Growing Company Inc.	5
22.	Sensei Ag	5
23.	Personnel by Elsie	5
24.	The Source (Windsor)	5
25.	The Job Shoppe Incorporated	5
26.	Laura Canada	5
27.	East Side Mario's	5
28.	Welcome Centre Shelter for	5
1 - 50 / 296		< >

## TOP HIRING SECTORS BY 2-DIGIT NAICS CODE

What sectors are hiring?



	NAICS CODE	2-DIGIT NAICS LABEL	POSTING COUNT	AVG POSTING LENGTH IN DAYS	MEDIAN POSTING LENGTH IN DAYS
1.	56	Administrative and support, waste management and remediation services	906	19.1	20
2.	44-45	Retail trade	816	20.9	20
3.	62	Health care and social assistance	755	21.9	20
4.	31-33	Manufacturing	731	22.0	20
5.	72	Accommodation and food services	324	22.7	20
6.	54	Professional, scientific and technical services	321	21.6	20
7.	81	Other services (except public administration)	311	62.7	20
8.	52	Finance and insurance	251	19.2	20
9.	11	Agriculture, forestry, fishing and hunting	227	23.9	20
10.	48-49	Transportation and warehousing	225	23.2	20
11.	91	Public administration	178	33.4	20
12.	23	Construction	145	37.6	20
13.	61	Educational services	104	21.3	20
14.	41	Wholesale trade	95	19.1	20
15.	53	Real estate and rental and leasing	92	23.5	20
16.	71	Arts, entertainment and recreation	73	20.1	20
17.	51	Information and cultural industries	54	22.1	20
18.	22	Utilities	17	16.3	20
19.	55	Management of companies and enterprises	5	20.0	20
20.	21	Mining, quarrying, and oil and gas extraction	2	20.0	20

NOTE: NAICS code 56 includes Employment Agencies. Manufacturing includes codes 31-33, Retail Trade includes codes 44-45 and Transportation and Warehousing includes codes 48-49.



## TOP HIRING SECTORS BY 3-DIGIT NAICS CODE

What sectors are hiring?

	NAICS CODE	3-DIGIT NAICS LABEL	POSTING COUNT ▾	AVERAGE POSTING LENGTH IN DAYS	MEDIAN POSTING LENGTH IN DAYS
1.	561	Administrative and support services	894	19.0	20
2.	541	Professional, scientific and technical services	321	21.6	20
3.	722	Food services and drinking places	278	24.2	20
4.	624	Social assistance	231	27.1	20
5.	621	Ambulatory health care services	215	18.9	20
6.	111	Crop production	213	24.1	20
7.	445	Food and beverage stores	203	21.8	20
8.	813	Religious, grant-making, civic, and professional and similar organizations	195	84.0	20
9.	333	Machinery manufacturing	185	20.3	20
10.	623	Nursing and residential care facilities	168	20.0	20
11.	332	Fabricated metal product manufacturing	142	20.9	20
12.	622	Hospitals	141	19.9	20
13.	484	Truck transportation	140	21.8	20
14.	336	Transportation equipment manufacturing	125	20.6	20
15.	913	Local, municipal and regional public administration	121	24.6	20
16.	522	Credit intermediation and related activities	115	19.8	20
17.	452	General merchandise stores	107	20.4	20
18.	611	Educational services	104	21.3	20
19.	446	Health and personal care stores	100	22.5	20
20.	448	Clothing and clothing accessories stores	94	21.1	20
21.	238	Specialty trade contractors	92	48.4	20
22.	524	Insurance carriers and related activities	83	18.4	20
23.	453	Miscellaneous store retailers	80	20.4	20
24.	811	Repair and maintenance	71	25.0	20
25.	713	Amusement, gambling and recreation industries	69	20.1	20
26.	326	Plastics and rubber products manufacturing	65	29.2	20
27.	442	Furniture and home furnishings stores	60	18.3	20
28.	444	Building material and garden equipment and supplies dealers	57	19.4	20
29.	311	Food manufacturing	57	23.2	20
30.	531	Real estate	54	19.8	20
31.	412	Food, beverage and tobacco merchant wholesalers	50	19.7	20

## TOP HIRING SECTORS BY 4-DIGIT NAICS CODE

What sectors are hiring?

	NAICS CODE	4-DIGIT NAICS LABEL	POSTING COUNT ▾	AVERAGE POSTING LENGTH IN DAYS	MEDIAN POSTING DAYS IN LENGTH
1.	5613	Employment services	696	18.9	20
2.	7225	Full-service restaurants and limited-service eating places	228	26.0	20
3.	8134	Civic and social organizations	189	85.7	20
4.	4451	Grocery stores	171	19.5	20
5.	1119	Other crop farming	154	23.4	20
6.	6241	Individual and family services	144	32.6	20
7.	6221	General medical and surgical hospitals	139	19.9	20
8.	4841	General freight trucking	122	22.2	20
9.	5413	Architectural, engineering and related services	115	18.5	20
10.	9139	Other local, municipal and regional public administration	111	24.6	20
11.	3335	Metalworking machinery manufacturing	103	19.9	20
12.	5221	Depository credit intermediation	103	19.8	20
13.	4461	Health and personal care stores	100	22.5	20
14.	4529	Other general merchandise stores	94	20.5	20
15.	6231	Nursing care facilities	92	19.5	20
16.	4481	Clothing stores	79	21.4	20
17.	5617	Services to buildings and dwellings	76	18.7	20
18.	5242	Agencies, brokerages and other insurance related activities	67	19.6	20
19.	7139	Other amusement and recreation industries	67	20.1	20
20.	3361	Motor vehicle manufacturing	67	18.0	20
21.	5616	Investigation and security services	66	21.6	20
22.	6213	Offices of other health practitioners	65	20.8	20
23.	3261	Plastic product manufacturing	65	29.2	20
24.	5416	Management, scientific and technical consulting services	61	31.3	20
25.	6242	Community food and housing, and emergency and other relief services	59	18.1	20
26.	6233	Community care facilities for the elderly	59	19.3	20
27.	6214	Out-patient care centres	58	17.1	20
28.	4421	Furniture stores	56	18.1	20
29.	4441	Building material and supplies dealers	53	19.3	20
30.	3329	Other fabricated metal product manufacturing	53	20.0	20
31.	3322	Cutlery and hand tool manufacturing	50	23.1	20

## TOP HIRING SECTORS BY 5-DIGIT NAICS CODE

What sectors are hiring?

	NAICS CODE	5-DIGIT NAICS LABEL	POSTING COUNT ▾	AVERAGE POSTING LENGTH IN DAYS	MEDIAN POSTING LENGTH IN DAYS
1.	56131	Employment placement agencies and executive search services	696	18.9	20
2.	72251	Full-service restaurants and limited-service eating places	228	26.0	20
3.	81341	Civic and social organizations	189	85.7	20
4.	44511	Supermarkets and other grocery (except convenience) stores	165	19.4	20
5.	11199	All other crop farming	154	23.4	20
6.	62211	General medical and surgical hospitals	139	19.9	20
7.	54133	Engineering services	114	18.5	20
8.	91391	Other local, municipal and regional public administration	111	24.6	20
9.	62419	Other individual and family services	108	37.8	20
10.	33351	Metalworking machinery manufacturing	103	19.9	20
11.	48412	General freight trucking, long distance	97	22.2	20
12.	45299	All other general merchandise stores	94	20.5	20
13.	62311	Nursing care facilities	92	19.5	20
14.	44611	Pharmacies and drug stores	84	21.9	20
15.	52211	Banking	80	18.5	20
16.	33611	Automobile and light-duty motor vehicle manufacturing	67	18.0	20
17.	32619	Other plastic product manufacturing	65	29.2	20
18.	71394	Fitness and recreational sports centres	60	20.0	20
19.	62331	Community care facilities for the elderly	59	19.3	20
20.	62149	Other out-patient care centres	57	17.1	20
21.	44211	Furniture stores	56	18.1	20
22.	33299	All other fabricated metal product manufacturing	53	20.0	20
23.	33221	Cutlery and hand tool manufacturing	50	23.1	20
24.	44314	Electronics and appliance stores	49	21.8	20
25.	62161	Home health care services	47	19.6	20
26.	62423	Emergency and other relief services	46	17.7	20
27.	31199	All other food manufacturing	45	24.3	20
28.	33399	All other general-purpose machinery manufacturing	42	23.0	20
29.	44413	Hardware stores	41	19.0	20
30.	56161	Investigation, guard and armoured car services	40	21.8	20
31.	56172	Janitorial services	38	17.3	20

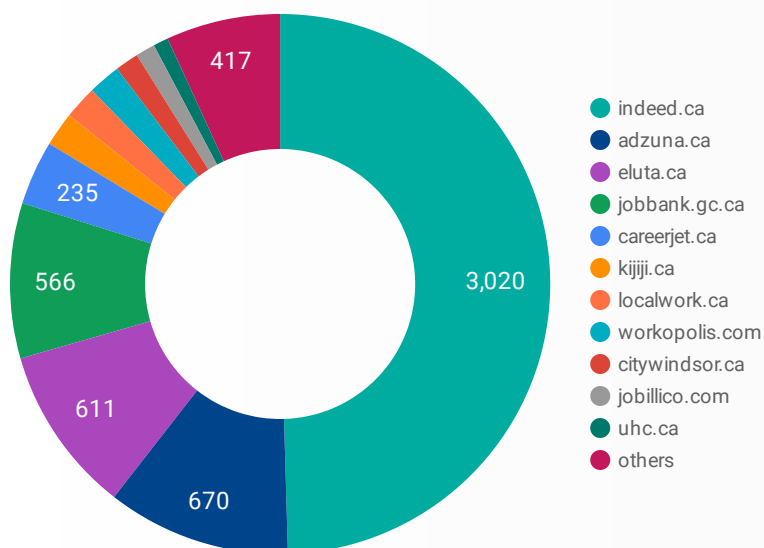
## TOP HIRING SECTORS BY 6-DIGIT NAICS CODE

What sectors are hiring?

	NAICS CODE	6-DIGIT NAICS LABEL	POSTING COUNT ▾	AVG POSTING LENGTH IN DAYS	MEDIAN POSTING LENGTH IN DAYS
1.	561310	Employment placement agencies and executive search services	696	18.9	20
2.	813410	Civic and social organizations	189	85.7	20
3.	445110	Supermarkets and other grocery (except convenience) stores	165	19.4	20
4.	622111	General (except paediatric) hospitals	139	19.9	20
5.	722512	Limited-service eating places	132	26.2	20
6.	111993	Fruit and vegetable combination farming	120	24.7	20
7.	541330	Engineering services	114	18.5	20
8.	913910	Other local, municipal and regional public administration	111	24.6	20
9.	624190	Other individual and family services	108	37.8	20
10.	722511	Full-service restaurants	96	25.9	20
11.	452999	All other miscellaneous general merchandise stores	94	20.5	20
12.	623110	Nursing care facilities	92	19.5	20
13.	446110	Pharmacies and drug stores	84	21.9	20
14.	522111	Personal and commercial banking industry	80	18.5	20
15.	333511	Industrial mould manufacturing	78	20.8	20
16.	484122	General freight trucking, long distance, less than truck-load	77	23.3	20
17.	336110	Automobile and light-duty motor vehicle manufacturing	67	18.0	20
18.	713940	Fitness and recreational sports centres	60	20.0	20
19.	623310	Community care facilities for the elderly	59	19.3	20
20.	442110	Furniture stores	56	18.1	20
21.	621494	Community health centres	53	16.4	20
22.	332999	All other miscellaneous fabricated metal product manufacturing	53	20.0	20
23.	332210	Cutlery and hand tool manufacturing	50	23.1	20
24.	443143	Appliance, television and other electronics stores	49	21.8	20
25.	326198	All other plastic product manufacturing	48	31.9	20
26.	621610	Home health care services	47	19.6	20
27.	624230	Emergency and other relief services	46	17.7	20
28.	311990	All other food manufacturing	45	24.3	20
29.	333990	All other general-purpose machinery manufacturing	42	23.0	20
30.	444130	Hardware stores	41	19.0	20
31.	561612	Security guard and patrol services	39	21.8	20

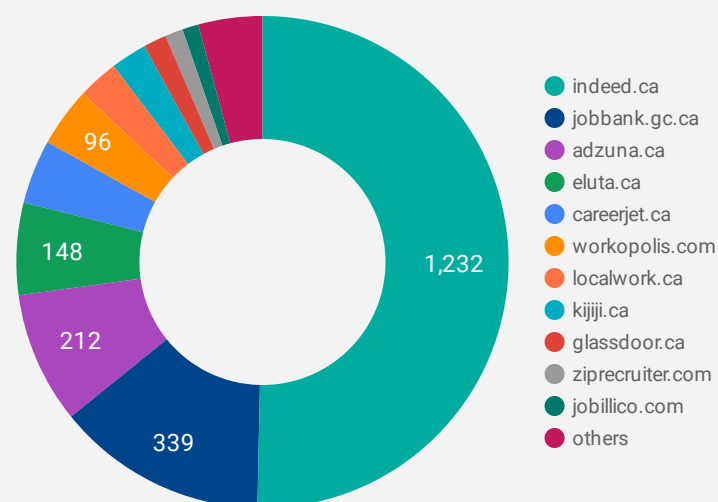
## JOB POSTINGS BY JOB BOARD

What share of unique job postings appear on each job board?



## COMPANIES BY JOB BOARD

What share of unique job postings appear on each job board?



## JOB POSTING DETAILS BY JOB BOARD

How does job posting activity differ by job board?

	JOB BOARD	POSTING COUNT	AVG POSTING LENGTH IN DAYS	MEDIAN POSTING LENGTH IN DAYS	# OF COMPANIES
1.	indeed.ca	3,020	20	20	1,232
2.	adzuna.ca	670	30	28	212
3.	eluta.ca	611	20	20	148
4.	jobbank.gc.ca	566	30	21	339
5.	careerjet.ca	235	27	35	103
6.	kijiji.ca	125	15	15	58
7.	localwork.ca	121	8	3.5	65
8.	workopolis.com	119	46	21	96
9.	citywindsor.ca	86	264	154	2
10.	jobillico.com	71	39	15	26
11.	uhc.ca	55	68	47	1
12.	careerarc.com	43	46	41	12
13.	glassdoor.ca	42			37
14.	canadianexecutivesearch.com	42	9	5	1
15.	ziprecruiter.com	39			29
16.	rncareers.ca	32	10	6.5	13
17.	careerowl.ca	29	104	100	8
18.	careerbuilder.ca	21	21	24	9

## MAPPING THIS MONTH'S ACTIVE JOB POSTINGS IN WINDSOR-ESSEX

*How many job postings were active for at least 1 day this month?*

