

JOB DEMAND REPORT

OCTOBER 2022

HIGHLIGHTS

JOB POSTINGS BY THE NUMBERS

TOTAL POSTINGS	NEW THIS MONTH	COMPANIES	JOB BOARDS
6,630	3,553	2,056	49

OF DAYS POSTED

AVERAGE	MEDIAN
20.8	20

REPORT BUILDER

The default filter selection below will show all job demand data for the month. You can use the filters to create a customized report for the purpose of understanding a subset of the data.

OCCUPATION FILTERS

SKILL TYPE NAME / 1-DIGIT NOC	▼
MAJOR GROUP / 2-DIGIT NOC	▼
MINOR GROUP / 3-DIGIT NOC	▼
UNIT GROUP / 4-DIGIT NOC	▼
SKILL LEVEL	▼
JOB TYPE	▼
JOB DURATION	▼
ADDITIONAL LANGUAGE	▼
SPECIFIC JOB TAGS	▼

INDUSTRY/SECTOR FILTERS

HIRING SECTOR BY 2-DIGIT NAICS CODE	▼
HIRING SECTOR BY 3-DIGIT NAICS CODE	▼
HIRING SECTOR BY 4-DIGIT NAICS CODE	▼
HIRING SECTOR BY 5-DIGIT NAICS CODE	▼
HIRING SECTOR BY 6-DIGIT NAICS CODE	▼

OTHER FILTERS

MUNICIPALITY	▼
CITY OR COUNTY	▼
JOB BOARD	▼

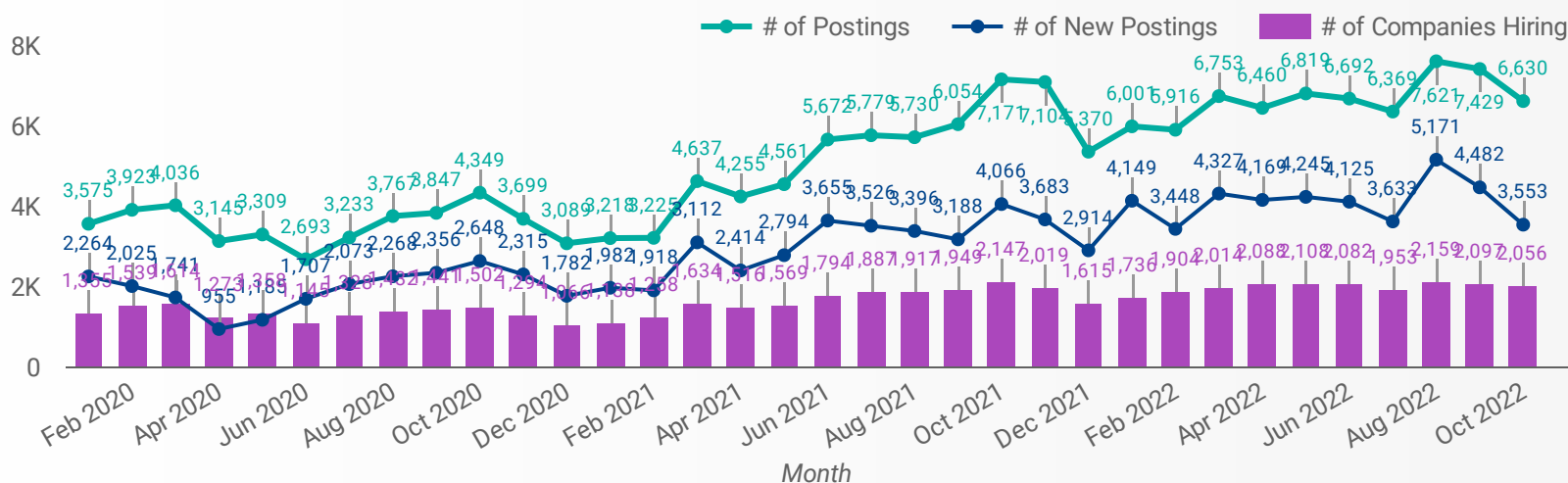
NOC = National Occupation Classification | NAICS = North American Industry Classification System

Source:

Job posting data collected by Workforce WindsorEssex from job boards and employer websites who recruit candidates in Windsor-Essex.

JOB POSTINGS BY MONTH FOR WINDSOR-ESSEX

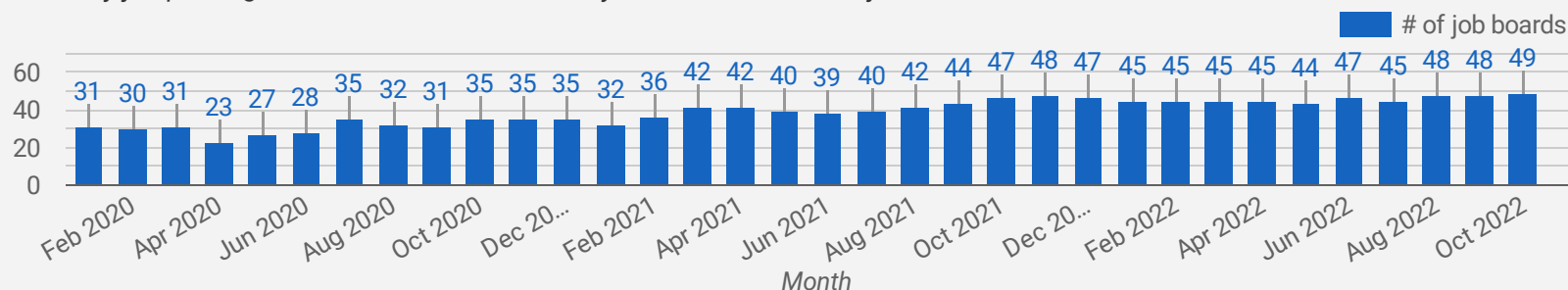
How many job postings were active for at least 1 day this month?



NOTE: This graph cannot be filtered using the controls on the cover page

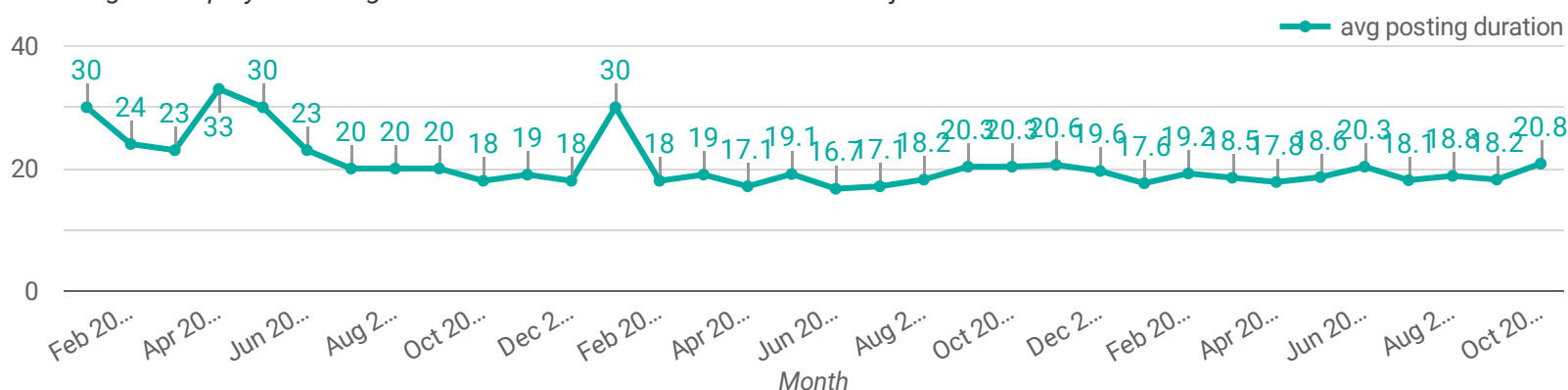
NUMBER OF ACTIVE JOB BOARDS

How many job postings were active for at least 1 day this month on these job boards?



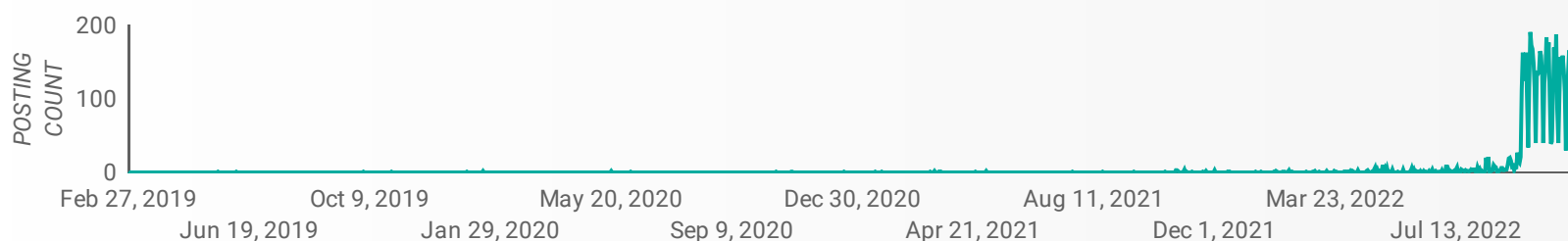
AVG & MEDIAN POSTING LENGTH BY DAYS

How long are employers having to recruit for to find candidates to fill their job vacancies?



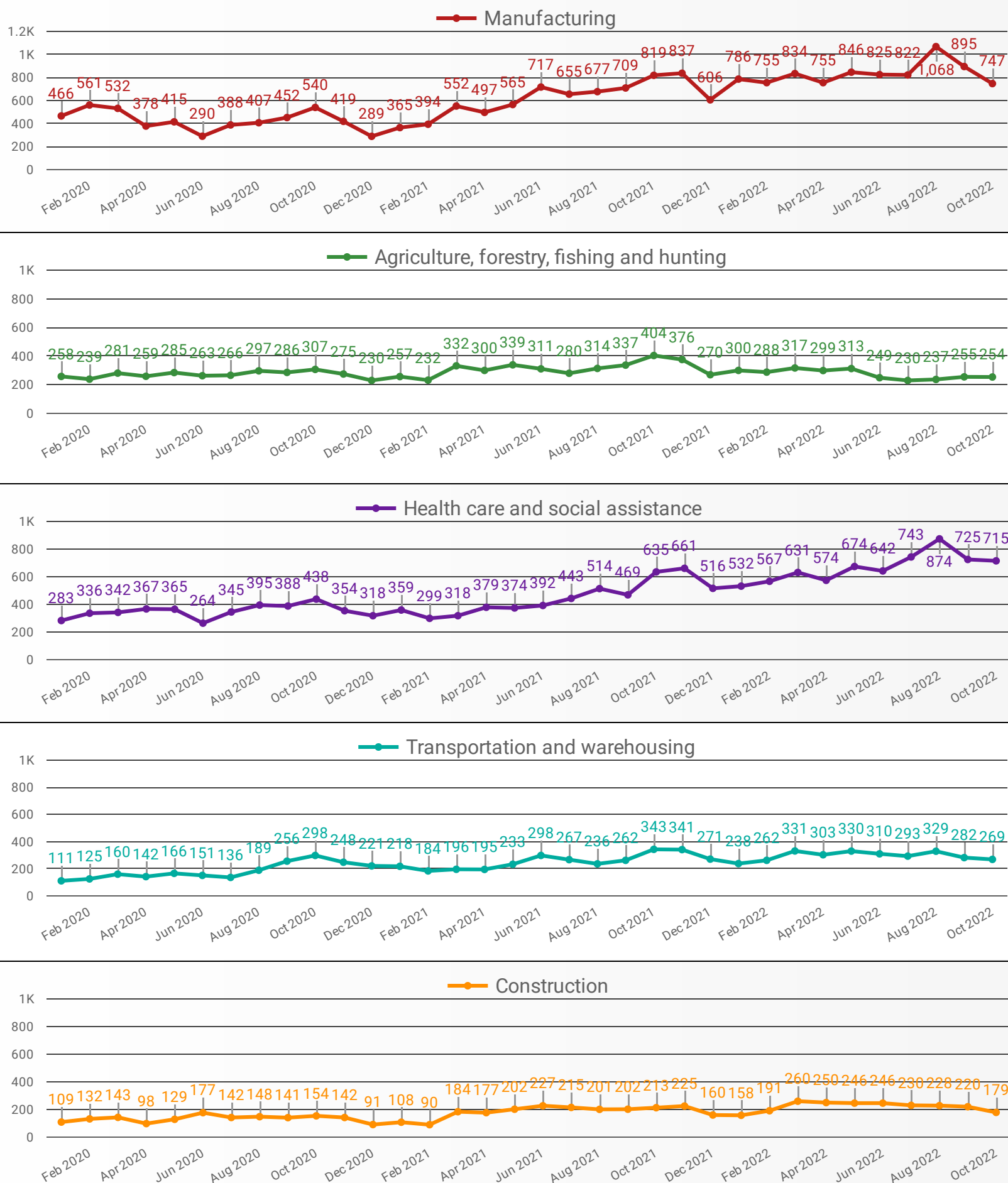
POST DATE TIMELINE FOR THIS MONTH'S ACTIVE JOB POSTINGS

How many job postings were active for at least 1 day this month?



DEMAND BY KEY SECTOR (WINDSOR-ESSEX)

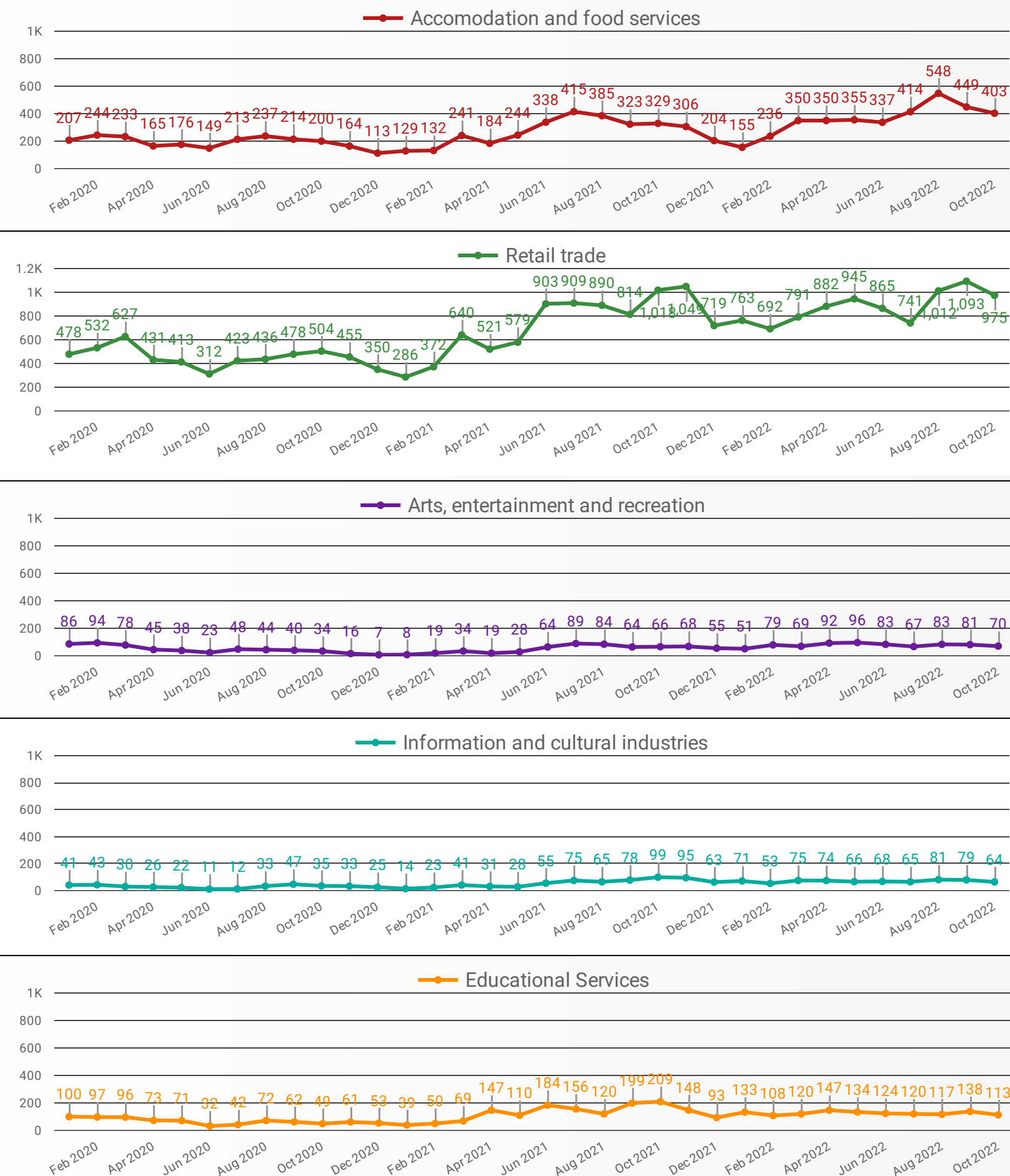
How many job postings were active for at least 1 day this month by sector?



NOTE: This graph cannot be filtered using the controls on the cover page

DEMAND BY IMPACTED SECTOR (WINDSOR-ESSEX)

How many job postings were active for at least 1 day this month by sector?



NOTE: This graph cannot be filtered using the controls on the cover page

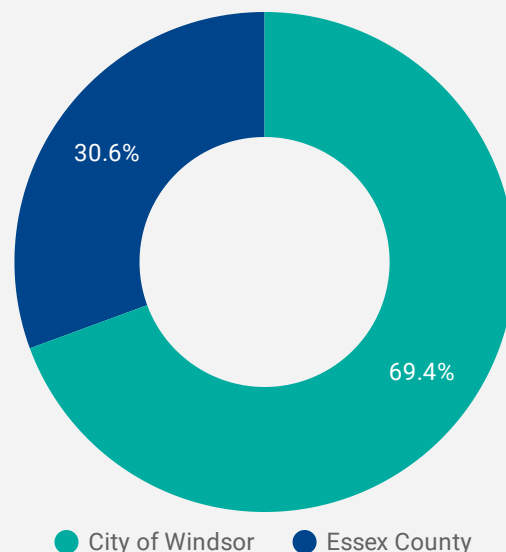
JOB POSTINGS BY MUNICIPALITY

Where are job opportunities being offered?

	MUNICIPALITY	POSTING COUNT	AVG POSTING LENGTH IN DAYS	MEDIAN POSTING LENGTH IN DAYS
1.	City of Windsor	4,586	20.8	20
2.	Town of Tecumseh	523	21.1	20
3.	Municipality of Leamington	451	21.5	20
4.	Town of Kingsville	328	19.7	20
5.	Town of Essex	219	20.3	20
6.	Town of Lakeshore	180	23.6	20
7.	Town of LaSalle	169	18.1	20
8.	Town of Amherstburg	153	21.5	20

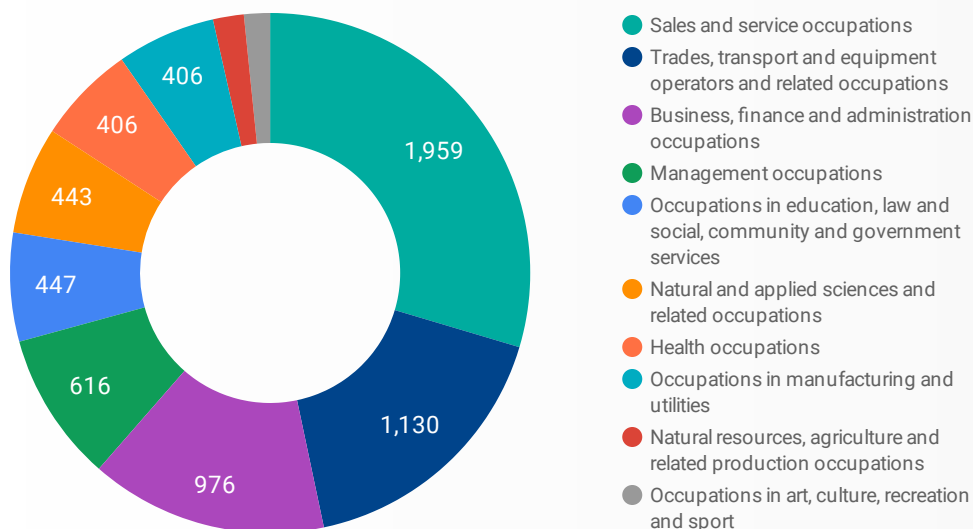
URBAN & RURAL DEMAND

Job Postings by Location



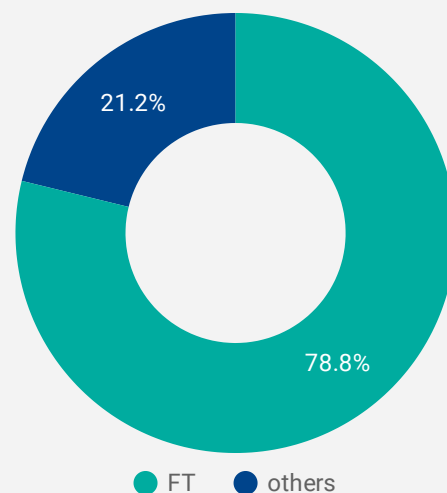
JOB POSTINGS BY SKILL TYPE

What skill type is being recruited?



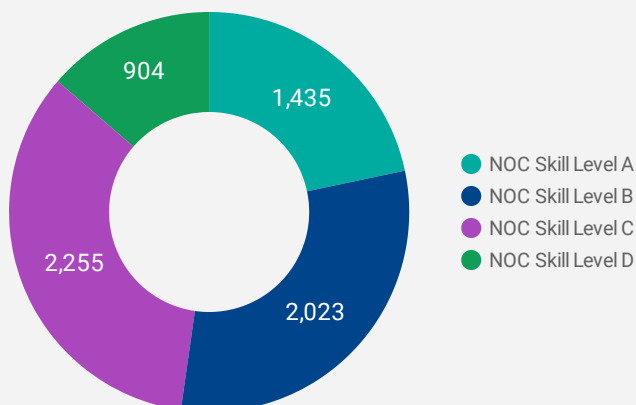
JOB TYPE

Full-time vs Part-time



JOB POSTINGS BY SKILL LEVEL

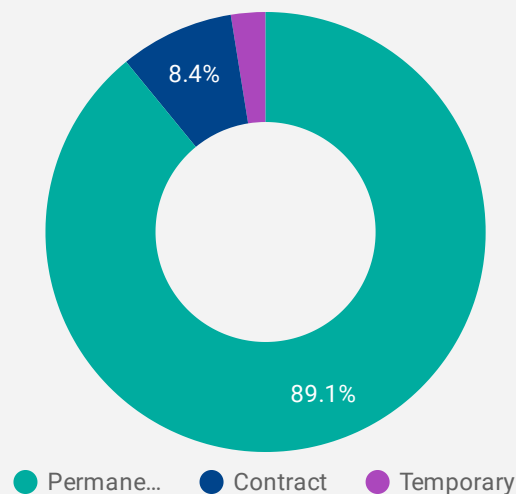
What education do occupations typically require?



Skill Level A = Usually University education | Skill Level B = Usually College education or Apprenticeship training | Skill Level C = Usually Secondary education or occupation-specific training | Skill Level D = Usually on-the-job training

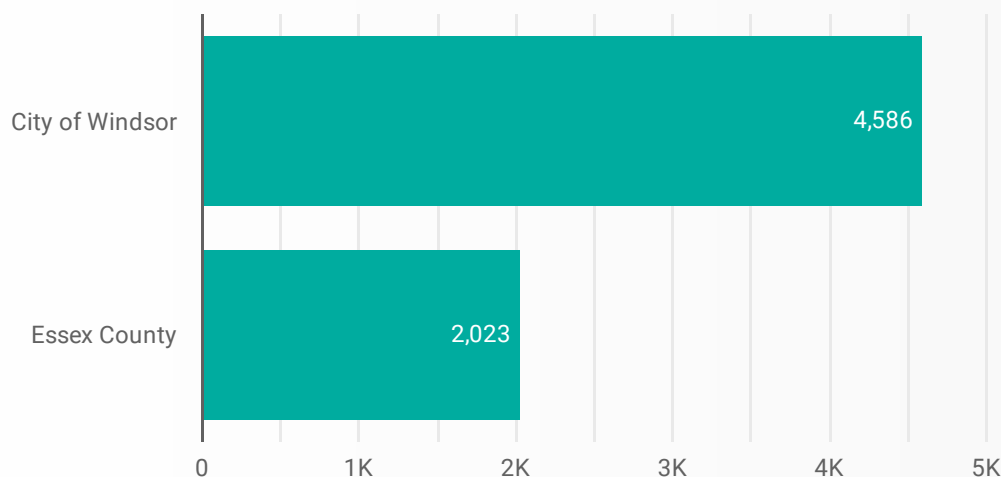
JOB DURATION

Permanency of jobs posted



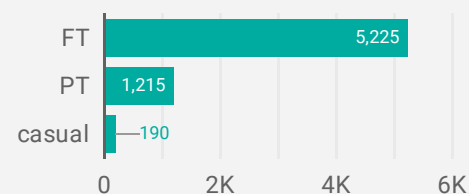
JOB POSTINGS BY COUNTY VS CITY

Job Postings by Location



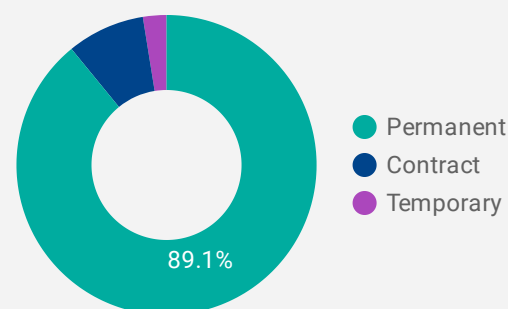
JOB TYPE

of Full-time vs Part-time Jobs



JOB DURATION

Permanency of jobs posted



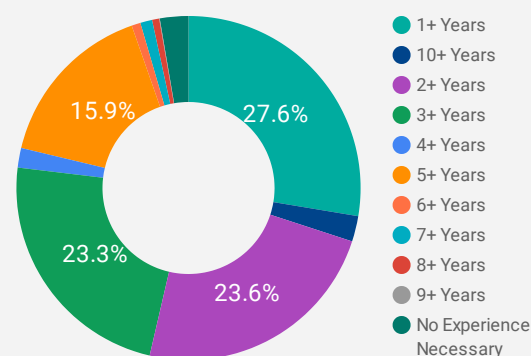
JOB POSTINGS BY MUNICIPALITY

Where are job opportunities being offered?

	MUNICIPALITY	POSTING COUNT	AVG POSTING LENGTH IN DAYS	MEDIAN POSTING LENGTH IN DAYS
1.	City of Windsor	4,586	20.8	20
2.	Town of Tecumseh	523	21.1	20
3.	Municipality of Leamington	451	21.5	20
4.	Town of Kingsville	328	19.7	20
5.	Town of Essex	219	20.3	20
6.	Town of Lakeshore	180	23.6	20
7.	Town of LaSalle	169	18.1	20
8.	Town of Amherstburg	153	21.5	20

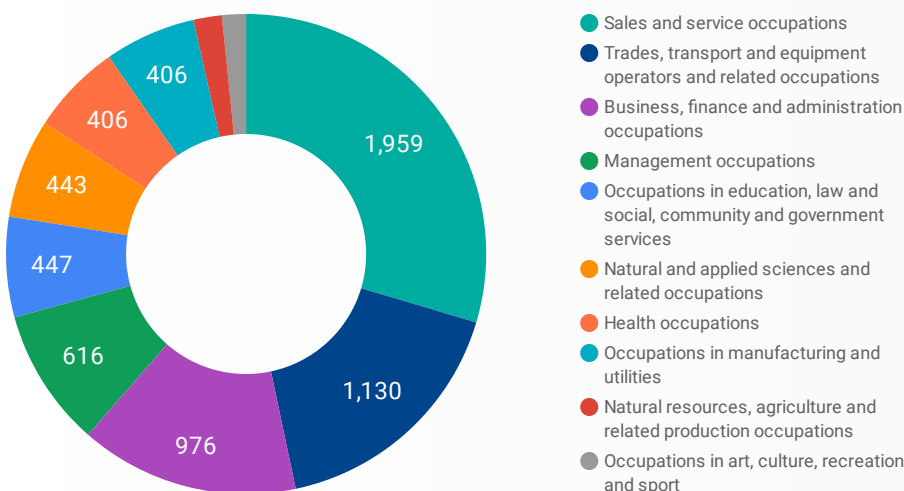
JOB EXPERIENCE LEVEL

Job Postings by Years of Experience Required



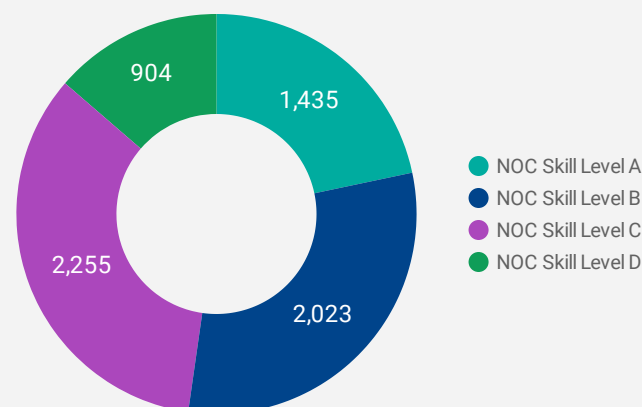
JOB POSTINGS BY JOB CATEGORY

What broad occupational category is being recruited?



JOB POSTINGS BY SKILL LEVEL

What education do occupations typically require?



Skill Level A = Usually University education | Skill Level B = Usually College education or Apprenticeship training | Skill Level C = Usually Secondary education or occupation-specific training | Skill Level D = Usually on-the-job training

TOP HIRING COMPANIES & AGENCIES

What companies are hiring?

	COMPANY	COMMUNITY	POSTINGS ▾	AVERAGE POSTING DURATION IN DAYS	MEDIAN POSTING DURATION IN DAYS
1.	Windsor Regional Hospital - Met Campus	windsor	88	19.7	20
2.	Unemployed Help Centre of Windsor Inc. (Belle River)	windsor	82	39.9	22
3.	City of Windsor Employment and Training Services (Windsor)	windsor	80	89.0	94
4.	Loblaw Companies Limited	windsor	70	18.8	20
5.	Loblaw Companies	windsor	50	20.0	20
6.	Shoppers Drug Mart / Pharmaprix	windsor	41	19.3	20
7.	Windsor, Corporation of the City of	windsor	38	19.6	20
8.	Sutherland Global Services, Inc.	windsor	33	15.2	20
9.	McDonald's Restaurants	windsor	32	19.1	20
10.	Global Excel Management	windsor	31	20.4	20
11.	University of Windsor	windsor	31	18.8	20
12.	Omni Tool Ltd.	oldcastle	31	17.6	20
13.	BELFOR Canada	windsor	30	19.7	20
14.	Mastronardi Produce Limited	kingsville	29	20.0	20
15.	Lancesoft	windsor	29	20.6	22
16.	SUNSET Produce	kingsville	28	12.0	11
17.	Tepperman's	windsor	27	18.2	20
18.	Adzuna	windsor	27	null	null
19.	Paladin Security Group Ltd.	windsor	25	27.4	20
20.	Hiram Walker & Sons Limited	windsor	24	19.2	20
21.	Victorian Order of Nurses / VON Canada	windsor	24	25.6	20
22.	TJX Canada	windsor	23	27.0	26
23.	Cronos Growing Company Inc.	kingsville	23	19.9	20
24.	WFCU Credit Union	windsor	23	23.3	20
25.	Mucci Farms Ltd.	kingsville	22	18.5	20
26.	Impact Staffing Inc.	windsor	22	18.8	20
27.	Caesars Windsor	windsor	22	20.0	20
28.	Altair Engineering	windsor	22	20.0	20
29.	Canadian Armed Forces Army Reserve	windsor	21	30.0	30
30.	Value Village Stores Ltd.	windsor	20	19.5	20

TOP HOURLY WAGES IN JOB POSTINGS

What are employers willing to pay to find the perfect candidate?

of Minimum Wage Jobs

175

	JOB TITLE	COMPANY	LOCATION	HOURLY WAGE ▾
1.	SR Financial Analyst	Canadian Executive Search	City of Windsor	\$80 
2.	Pharmacist	Valor Health	City of Windsor	\$60 
3.	Bridge Construction Party Chief	Relieve Consulting Services Canada Inc.	City of Windsor	\$55.29 
4.	Bridge Technical Lead	Relieve Consulting Services Canada Inc.	City of Windsor	\$55.29 
5.	Aircraft Maintenance Contractor	CAS Aerospace Inc.	City of Windsor	\$55 
6.	Bridge Engineering Manager	Relieve Consulting Services Canada Inc.	City of Windsor	\$54.46 
7.	Engineering Manager	Relieve Consulting Services Canada Inc.	City of Windsor	\$52.88 
8.	Sales Administrator	Crawford General Contracting Inc.	City of Windsor	\$52.5 
9.	Director - Financial Services	Windsor Essex Community Health Centre	City of Windsor	\$52.36 
10.	Financial Controller	WBSZ HOLDINGS LTD.	City of Windsor	\$52 
11.	Accounting Manager	Unique Environmental Service Inc.	City of Windsor	\$51.57 
12.	Heavy Equipment Mechanic	Goudreau Personnel by Swinton Ltd.	Town of Essex	\$50 
13.	Sales And Marketing Director	Viscon Group NA Ltd	Town of Kingsville	\$47 
14.	Rn (registered Nurse)	Regency Park Long Term Care Home	City of Windsor	\$45.55 
				1 - 100 / 728 < >

TOP SALARIES IN JOB POSTINGS

What are employers willing to pay to find the perfect candidate?

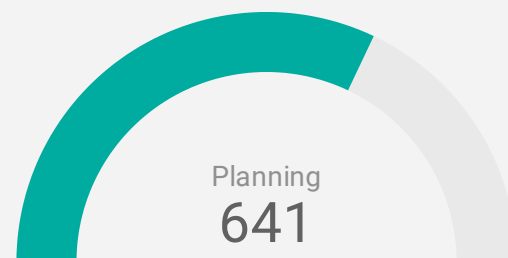
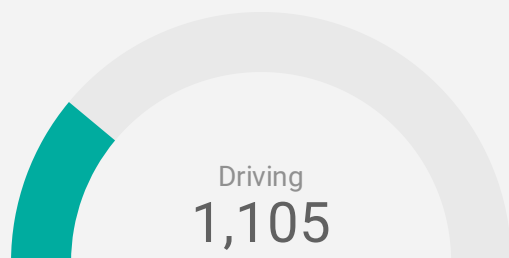
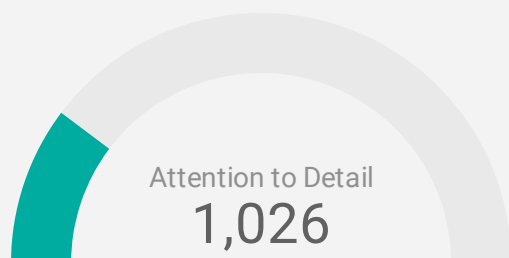
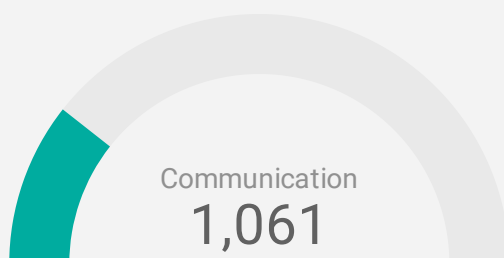
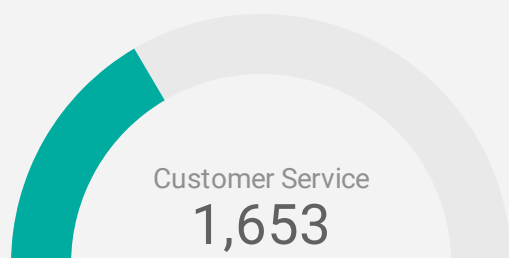
	JOB TITLE	COMPANY	LOCATION	ANNUAL SALARY ▾
1.	Family Physician	Valor Health	City of Windsor	\$300,000 
2.	Cardiologist	Canadian Cardiac Care	City of Windsor	\$264,933 
3.	Customer Service Representative	National Money Mart Company Inc.	City of Windsor	\$250,000 
4.	Customer Service Representative	Momentum Financial Services Group	City of Windsor	\$250,000 
5.	Customer Service Representative	National Money Mart Company Inc.	Municipality of Leamington	\$250,000 
6.	Chief Information Officer - Executive Director, Information Technology	Windsor, Corporation of the City of	City of Windsor	\$164,839.14 
7.	Director, Fleet & Facility Development	Windsor, Corporation of the City of	City of Windsor	\$148,870.55 
8.	Business Development Executive (remote)	Sun Life Financial Inc.	City of Windsor	\$144,900 
9.	Senior Legal Counsel	Windsor, Corporation of the City of	City of Windsor	\$133,855.38 
				1 - 100 / 807 < >

TOP IN-DEMAND SKILLS

How many times were these skills found in job postings?

ACTIVE JOB POSTINGS THIS MONTH

6,630



KEY JOB REQUIREMENTS

How often are these requirements desired in job postings?

ACTIVE JOB POSTINGS THIS MONTH

6,630



Driver's License

9



First Aid

237



Regular Access to a Vehicle

184



Criminal Record Check

258



Microsoft Office

496



Food Safety

152

JOB POSTINGS BY 4-DIGIT NOC, SKILL LEVEL, FREQUENCY & DURATION

What jobs are hard-to-fill and/or in-demand?

	4-DIGIT NOC CODE	4-DIGIT NOC LABEL	OCCUPATION'S SKILL LEVEL	POSTING COUNT ▾	AVG POSTING LENGTH IN DAYS	MEDIAN POSTING LENGTH IN DAYS
1.	6421	Retail salespersons	NOC Skill Level C	579	19	20
2.	6552	Other customer and information services representatives	NOC Skill Level C	187	17	20
3.	7511	Transport truck drivers	NOC Skill Level C	183	20	20
4.	6711	Food counter attendants, kitchen helpers and related support occupations	NOC Skill Level D	176	21	20
5.	4412	Home support workers, housekeepers and related occupations	NOC Skill Level C	138	19	20
6.	7452	Material handlers	NOC Skill Level C	135	20	20
7.	9619	Other labourers in processing, manufacturing and utilities	NOC Skill Level D	126	20	20
8.	7611	Construction trades helpers and labourers	NOC Skill Level D	125	18	20
9.	0621	Retail and wholesale trade managers	NOC Skill Level A	120	20	20
10.	6322	Cooks	NOC Skill Level B	117	19	20
11.	6733	Janitors, caretakers and building superintendents	NOC Skill Level D	112	22	20
12.	6311	Food service supervisors	NOC Skill Level B	95	24	20
13.	7231	Machinists and machining and tooling inspectors	NOC Skill Level B	87	25	20
14.	6541	Security guards and related security service occupations	NOC Skill Level C	79	23	20
15.	6731	Light duty cleaners	NOC Skill Level D	78	21	20
16.	3012	Registered nurses and registered psychiatric nurses	NOC Skill Level A	72	18	20
17.	0111	Financial managers	NOC Skill Level A	71	18	20
18.	7232	Tool and die makers	NOC Skill Level B	70	21	20
19.	1221	Administrative officers	NOC Skill Level B	69	25	20
20.	1241	Administrative assistants	NOC Skill Level B	69	29	20
21.	9617	Labourers in food and beverage processing	NOC Skill Level D	63	18	20
22.	8431	General farm workers	NOC Skill Level C	61	37	20
23.	6211	Retail sales supervisors	NOC Skill Level B	61	28	20
24.	1114	Other financial officers	NOC Skill Level A	60	18	20
25.	4212	Social and community service workers	NOC Skill Level B	58	18	20
26.	1311	Accounting technicians and bookkeepers	NOC Skill Level B	56	21	20
27.	6611	Cashiers	NOC Skill Level D	55	19	20
28.	3219	Other medical technologists and technicians (except dental health)	NOC Skill Level B	53	18	20
29.	1431	Accounting and related clerks	NOC Skill Level C	53	19	20
					1 - 50 / 350	< >

JOB POSTINGS BY 3-DIGIT NOC, SKILL LEVEL, FREQUENCY & DURATION

What jobs are hard to fill and/or in-demand?

	3-DIGIT NOC CODE	3-DIGIT NOC LABEL	OCCUPATION'S SKILL LEVEL	POSTING COUNT ▾	AVG POSTING LENGTH IN DAYS	MEDIAN POSTING LENGTH IN DAYS
1.	642	Retail salespersons	NOC Skill Level C	579	19	20
2.	751	Motor vehicle and transit drivers	NOC Skill Level C	255	20	20
3.	673	Cleaners	NOC Skill Level D	213	21	20
4.	655	Customer and information services representatives	NOC Skill Level C	205	17	20
5.	961	Labourers in processing, manufacturing and utilities	NOC Skill Level D	204	19	20
6.	723	Machining, metal forming, shaping and erecting trades	NOC Skill Level B	192	24	20
7.	671	Food counter attendants, kitchen helpers and related support occupations	NOC Skill Level D	176	21	20
8.	122	Administrative and regulatory occupations	NOC Skill Level B	168	21	20
9.	111	Auditors, accountants and investment professionals	NOC Skill Level A	154	18	20
10.	441	Home care providers and educational support occupations	NOC Skill Level C	147	19	20
11.	745	Longshore workers and material handlers	NOC Skill Level C	135	20	20
12.	632	Chefs and cooks	NOC Skill Level B	134	19	20
13.	761	Trades helpers and labourers	NOC Skill Level D	127	18	20
14.	062	Retail and wholesale trade managers	NOC Skill Level A	120	20	20
15.	011	Senior managers - construction, transportation, production and utilities	NOC Skill Level A	119	19	20
16.	421	Paraprofessional occupations in legal, social, community and education services	NOC Skill Level B	111	19	20
17.	631	Service supervisors	NOC Skill Level B	110	23	20
18.	124	Office administrative assistants - general, legal and medical	NOC Skill Level B	107	26	20
19.	213	Civil, mechanical, electrical and chemical engineers	NOC Skill Level A	101	27	22
20.	152	Supply chain logistics, tracking and scheduling co-ordination occupations	NOC Skill Level C	98	22	20
21.	143	Financial, insurance and related administrative support workers	NOC Skill Level C	94	18	20
22.	321	Medical technologists and technicians (except dental health)	NOC Skill Level B	94	23	20
23.	112	Human resources and business service professionals	NOC Skill Level A	93	23	20
24.	843	Agriculture and horticulture workers	NOC Skill Level C	89	35	20
25.	341	Assisting occupations in support of health services	NOC Skill Level C	84	19	20
26.	662	Other sales support and related occupations	NOC Skill Level D	83	19	20
27.	141	General office workers	NOC Skill Level C	83	18	20
28.	654	Security guards and related security service occupations	NOC Skill Level C	79	23	20
29.	121	Finance, insurance and related business administrative occupations	NOC Skill Level B	70	20	20

JOB POSTINGS BY 2-DIGIT NOC, SKILL LEVEL, FREQUENCY & DURATION

What jobs are hard to fill and/or in-demand?

	2-DIGIT NOC CODE	2-DIGIT NOC LABEL	OCCUPATION'S SKILL LEVEL	POSTING COUNT ▾	AVG POSTING LENGTH IN DAYS	MEDIAN POSTING LENGTH IN DAYS
1.	64	Sales representatives and salespersons - wholesale and retail trade	NOC Skill Level C	582	19	20
2.	67	Service support and other service occupations, n.e.c.	NOC Skill Level D	401	21	20
3.	65	Service representatives and other customer and personal services occupations	NOC Skill Level C	393	19	20
4.	72	Industrial, electrical and construction trades	NOC Skill Level B	350	24	20
5.	12	Administrative and financial supervisors and administrative occupations	NOC Skill Level B	342	22	20
6.	75	Transport and heavy equipment operation and related maintenance occupations	NOC Skill Level C	300	20	20
7.	63	Service supervisors and specialized service occupations	NOC Skill Level B	278	20	20
8.	11	Professional occupations in business and finance	NOC Skill Level A	247	20	20
9.	21	Professional occupations in natural and applied sciences	NOC Skill Level A	226	25	20
10.	22	Technical occupations related to natural and applied sciences	NOC Skill Level B	217	22	20
11.	96	Labourers in processing, manufacturing and utilities	NOC Skill Level D	204	19	20
12.	14	Office support occupations	NOC Skill Level C	199	19	20
13.	06	Middle management occupations in retail and wholesale trade and customer services	NOC Skill Level A	191	20	20
14.	32	Technical occupations in health	NOC Skill Level B	174	22	20
15.	73	Maintenance and equipment operation trades	NOC Skill Level B	173	27	20
16.	74	Other installers, repairers and servicers and material handlers	NOC Skill Level C	169	20	20
17.	62	Retail sales supervisors and specialized sales occupations	NOC Skill Level B	167	23	20
18.	01	Senior managers - construction, transportation, production and utilities	NOC Skill Level A	154	20	20
19.	44	Care providers and educational, legal and public protection support occupations	NOC Skill Level C	152	19	20
20.	94	Processing and manufacturing machine operators and related production workers	NOC Skill Level C	140	22	20
21.	76	Trades helpers, construction labourers and related occupations	NOC Skill Level D	138	19	20
22.	66	Sales support occupations	NOC Skill Level D	138	19	20
23.	41	Professional occupations in law and social, community and government services	NOC Skill Level A	133	21	20
24.	42	Paraprofessional occupations in legal, social, community and education services	NOC Skill Level B	111	19	20
25.	15	Distribution, tracking and scheduling co-ordination occupations	NOC Skill Level C	109	21	20
26.	07	Managers in customer and personal services, n.e.c.	NOC Skill Level A	94	20	20
27.	84	Workers in natural resources, agriculture and related production	NOC Skill Level C	88	25	20

MULTILINGUAL JOB POSTINGS BY THE NUMBERS

ACTIVE POSTINGS
749

NEW POSTINGS
456

COMPANIES
333

LANGUAGES
11

OF DAYS POSTED

AVERAGE
18.7

MEDIAN
20

MULTILINGUAL JOB POSTINGS BY SKILL LEVEL

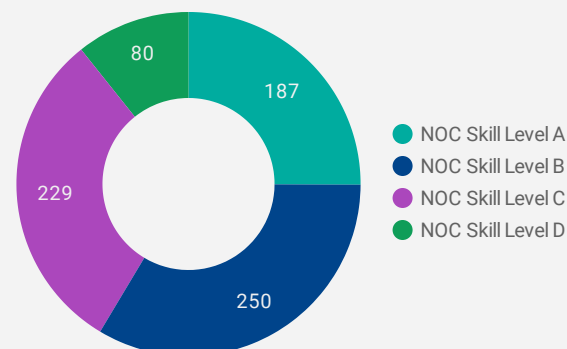
What language skills are employers looking for by occupational skill level?

187 Skill Level A - Management/ Professional Occupations usually requiring University

250 Skill Level B - Usually college education or apprenticeship training

229 Skill Level C - Usually secondary education or occupation-specific training

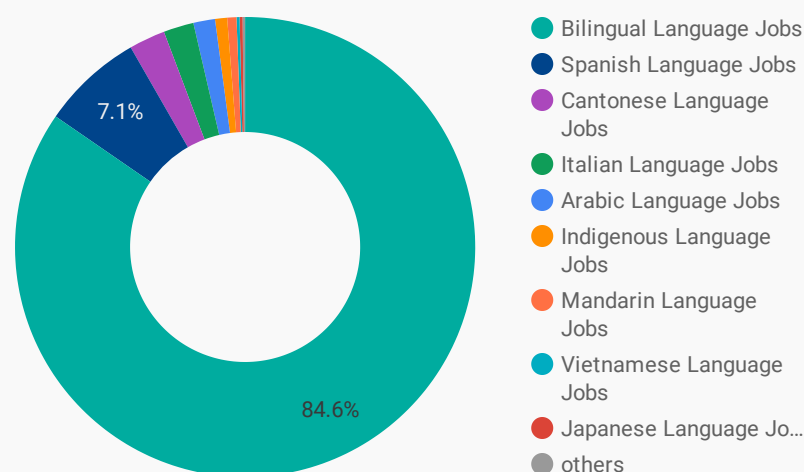
80 Skill Level D - Usually on-the-job training



LANGUAGES	NOC Skill Level A	NOC Skill Level B	NOC Skill Level C	NOC Skill Level D
Bilingual Language Jobs	159	214	194	69
Spanish Language Jobs	13	23	9	7
Cantonese Language Jobs			18	
Italian Language Jobs		6	5	2
Arabic Language Jobs	8	3		
Indigenous Language Jobs	3	2	1	
Mandarin Language Jobs	1	1		2

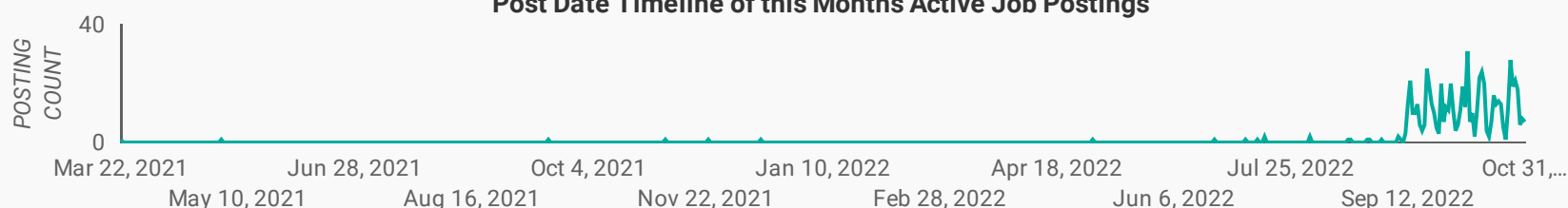
LANGUAGE SKILLS BREAKDOWN

Which kinds of language skills do employers seek?



	LANGUAGES	POSTING COUNT
1.	Bilingual Language Jobs	637
2.	Spanish Language Jobs	54
3.	Cantonese Language Jobs	18
4.	Italian Language Jobs	13
5.	Arabic Language Jobs	11
6.	Indigenous Language Jobs	6

Post Date Timeline of this Month's Active Job Postings



LANGUAGE SKILLS BEING RECRUITED BY JOB CATEGORY

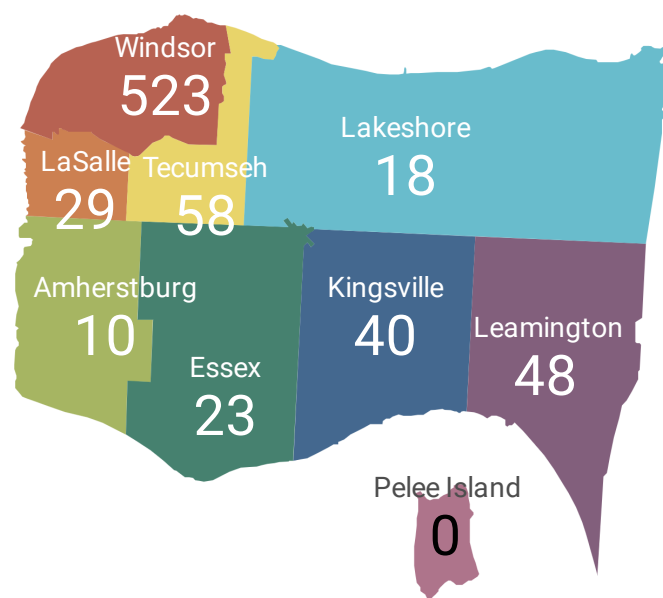
What language skills are sought by 1-Digit NOC?

BROAD OCCUPATIONAL CATEGORY	Bilingual ...	Spanish ...	Cantones...	Italian La...	Arabic La...	Indigenou...	Grand total
Business, finance and administration occu...	133	8			1		144
Health occupations	60	1			6	1	68
Management occupations	55	6					64
Natural and applied sciences and related o...	23	8					31
Natural resources, agriculture and related ...	7	2					9
Occupations in art, culture, recreation and ...	11						11
Occupations in education, law and social, ...	59	5			4	5	74
Occupations in manufacturing and utilities	34	3					38
Sales and service occupations	189	13	18	13			236
Trades, transport and equipment operator...	65	6					71
Grand total	636	52	18	13	11	6	746

MULTILINGUAL JOB POSTINGS BY MUNICIPALITY

What language skills are sought by 4-Digit NOC?

	MUNICIPALITY	POSTINGS	AVG POSTING LENGTH IN DAYS	MEDIAN POSTING LENGTH IN DAYS
1.	City of Windsor	523	20.8	20
2.	Town of Tecumseh	58	21.1	20
3.	Municipality of Leamington	48	21.5	20
4.	Town of Kingsville	40	19.7	20
5.	Town of LaSalle	29	18.1	20
6.	Town of Essex	23	20.3	20
7.	Town of Lakeshore	18	23.6	20
8.	Town of Amherstburg	10	21.5	20



	UPPER TIER	POSTINGS	AVG POSTING LENGTH IN DAYS	MEDIAN POSTING LENGTH IN DAYS
1.	City of Windsor	523	20.8	20
2.	Essex County	226	20.9	20

LANGUAGE DEMAND BY JOB

What language skills are sought by 4-Digit NOC?

4 DIGIT NOC NAME		POSTINGS ▾
1.	Retail salespersons	66
2.	Other customer and information service...	53
3.	Food counter attendants, kitchen helpers...	22
4.	Registered nurses and registered psychi...	20
5.	Social workers	17
6.	Cooks	16
7.	Administrative assistants	16
8.	Financial auditors and accountants	15
9.	Food service supervisors	14
10.	Social and community service workers	13
11.	Medical administrative assistants	12
12.	User support technicians	12
13.	Construction trades helpers and labourers	11
14.	Material handlers	11
15.	Licensed practical nurses	11
16.	Janitors, caretakers and building superin...	10
17.	Other labourers in processing, manufact...	10
18.	Construction managers	10
19.	Retail and wholesale trade managers	10
20.	Purchasing agents and officers	9
21.	Medical radiation technologists	9
22.	Accounting technicians and bookkeepers	9
23.	Financial and investment analysts	8
24.	Insurance adjusters and claims examiners	8
25.	Home support workers, housekeepers an...	8
26.	Financial managers	8
27.	Managers in health care	8
28.	Delivery and courier service drivers	8
29.	Business development officers and mark...	7
30.	Machinists and machining and tooling in...	7
31.	Customer services representatives - fina...	7
32.	Professional occupations in advertising, ...	7
1 - 100 / 164		< >

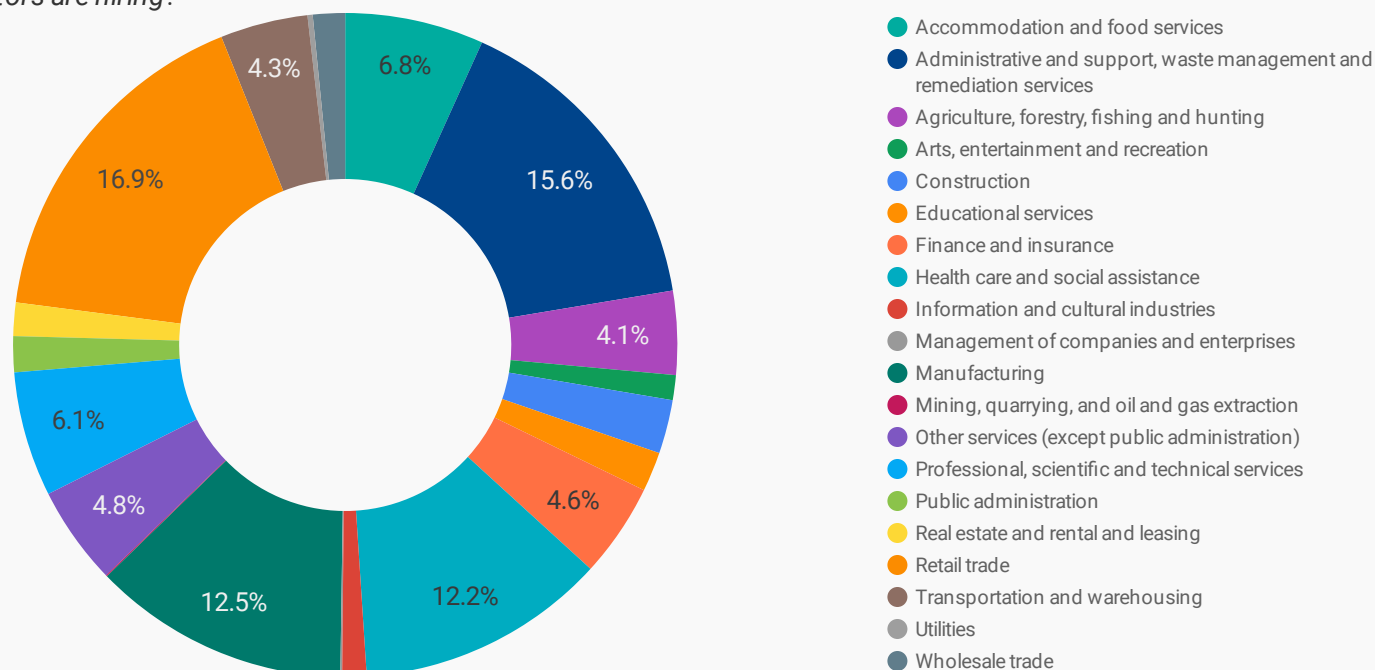
MULTILINGUAL HIRING EMPLOYERS

Which employers are seeking multilingual candidates?

COMPANY		POSTINGS ▾
1.	Windsor Regional Hospital - Met Campus	62
2.	Intuit	21
3.	Global Excel Management	20
4.	Liquor Control Board of Ontario	15
5.	The Source (Bell) Electronics Inc. (Amherstburg)	15
6.	LCBO	14
7.	HÃ'tel-Dieu Grace Healthcare	11
8.	Bell	11
9.	East Side Mario's	10
10.	E3 WORKS	9
11.	Unique Tool & Gauge Inc.	9
12.	Windsor-Essex County Health Unit	8
13.	Highline Mushrooms	8
14.	Windsor, Corporation of the City of	7
15.	Sensei Ag	7
16.	Sutherland Global Services, Inc.	7
17.	Windsor Essex Community Health Centre	7
18.	Victorian Order of Nurses / VON Canada	7
19.	The Source (Windsor)	6
20.	Waterford Executive	6
21.	Canadian Cancer Society	6
22.	TransForm Shared Service Organization	6
23.	Jamieson Wellness Inc.	5
24.	Cronos Growing Company Inc.	5
25.	Legacy Personnel Solutions	5
26.	Legal Aid Ontario	5
27.	Fortis Group	5
1 - 50 / 337		< >

TOP HIRING SECTORS BY 2-DIGIT NAICS CODE

What sectors are hiring?



	NAICS CODE	2-DIGIT NAICS LABEL	POSTING COUNT	AVG POSTING LENGTH IN DAYS	MEDIAN POSTING LENGTH IN DAYS
1.	44-45	Retail trade	975	20.0	20
2.	56	Administrative and support, waste management and remediation services	922	19.6	20
3.	31-33	Manufacturing	747	21.4	20
4.	62	Health care and social assistance	715	22.5	20
5.	72	Accommodation and food services	403	19.3	20
6.	54	Professional, scientific and technical services	383	21.2	20
7.	81	Other services (except public administration)	332	25.6	20
8.	52	Finance and insurance	272	18.2	20
9.	48-49	Transportation and warehousing	269	23.7	20
10.	11	Agriculture, forestry, fishing and hunting	254	23.6	20
11.	23	Construction	179	22.7	20
12.	91	Public administration	160	22.6	20
13.	61	Educational services	113	16.9	20
14.	53	Real estate and rental and leasing	98	22.9	20
15.	41	Wholesale trade	91	19.4	20
16.	71	Arts, entertainment and recreation	70	19.5	20
17.	51	Information and cultural industries	64	17.2	20
18.	22	Utilities	18	20.6	20
19.	55	Management of companies and enterprises	7	19.0	20
20.	21	Mining, quarrying, and oil and gas extraction	5	20.0	20

NOTE: NAICS code 56 includes Employment Agencies. Manufacturing includes codes 31-33, Retail Trade includes codes 44-45 and Transportation and Warehousing includes codes 48-49.

TOP HIRING SECTORS BY 3-DIGIT NAICS CODE

What sectors are hiring?

	NAICS CODE	3-DIGIT NAICS LABEL	POSTING COUNT ▾	AVERAGE POSTING LENGTH IN DAYS	MEDIAN POSTING LENGTH IN DAYS
1.	561	Administrative and support services	907	19.6	20
2.	541	Professional, scientific and technical services	383	21.2	20
3.	722	Food services and drinking places	341	19.8	20
4.	624	Social assistance	234	26.3	20
5.	111	Crop production	234	23.7	20
6.	445	Food and beverage stores	225	22.2	20
7.	813	Religious, grant-making, civic, and professional and similar organizations	207	23.0	20
8.	621	Ambulatory health care services	205	19.9	20
9.	333	Machinery manufacturing	199	19.1	20
10.	623	Nursing and residential care facilities	166	22.1	20
11.	332	Fabricated metal product manufacturing	159	25.6	20
12.	484	Truck transportation	157	25.3	20
13.	522	Credit intermediation and related activities	153	18.5	20
14.	446	Health and personal care stores	150	20.6	20
15.	448	Clothing and clothing accessories stores	136	19.7	20
16.	452	General merchandise stores	125	19.5	20
17.	611	Educational services	113	16.9	20
18.	238	Specialty trade contractors	112	24.8	20
19.	622	Hospitals	110	19.7	20
20.	913	Local, municipal and regional public administration	107	22.9	20
21.	336	Transportation equipment manufacturing	105	19.5	20
22.	453	Miscellaneous store retailers	86	19.6	20
23.	811	Repair and maintenance	83	35.5	20
24.	442	Furniture and home furnishings stores	79	16.1	20
25.	524	Insurance carriers and related activities	74	19.7	20
26.	311	Food manufacturing	72	18.5	20
27.	713	Amusement, gambling and recreation industries	69	19.6	20
28.	721	Accommodation services	62	16.9	20
29.	326	Plastics and rubber products manufacturing	57	19.9	20
30.	531	Real estate	55	20.8	20
31.	482	Couriers and messengers	52	20.0	20

TOP HIRING SECTORS BY 4-DIGIT NAICS CODE

What sectors are hiring?

	NAICS CODE	4-DIGIT NAICS LABEL	POSTING COUNT ▾	AVERAGE POSTING LENGTH IN DAYS	MEDIAN POSTING DAYS IN LENGTH
1.	5613	Employment services	684	19.5	20
2.	7225	Full-service restaurants and limited-service eating places	290	19.7	20
3.	8134	Civic and social organizations	199	23.7	20
4.	4451	Grocery stores	183	22.8	20
5.	1119	Other crop farming	164	23.2	20
6.	6241	Individual and family services	153	30.5	20
7.	4461	Health and personal care stores	150	20.6	20
8.	5221	Depository credit intermediation	133	17.7	20
9.	4841	General freight trucking	133	26.2	20
10.	5413	Architectural, engineering and related services	131	24.7	20
11.	4481	Clothing stores	121	20.0	20
12.	3335	Metalworking machinery manufacturing	120	19.0	20
13.	6221	General medical and surgical hospitals	108	19.7	20
14.	4529	Other general merchandise stores	106	19.0	20
15.	9139	Other local, municipal and regional public administration	97	22.9	20
16.	6231	Nursing care facilities	87	23.9	20
17.	5617	Services to buildings and dwellings	76	21.0	20
18.	5416	Management, scientific and technical consulting services	75	23.8	20
19.	4421	Furniture stores	69	15.5	20
20.	7139	Other amusement and recreation industries	67	19.5	20
21.	6214	Out-patient care centres	65	20.3	20
22.	5616	Investigation and security services	65	23.3	20
23.	5242	Agencies, brokerages and other insurance related activities	65	20.2	20
24.	3329	Other fabricated metal product manufacturing	63	26.2	20
25.	6233	Community care facilities for the elderly	63	19.0	20
26.	7211	Traveller accommodation	62	16.9	20
27.	3361	Motor vehicle manufacturing	59	19.6	20
28.	3322	Cutlery and hand tool manufacturing	57	27.1	20
29.	3119	Other food manufacturing	57	16.9	20
30.	3261	Plastic product manufacturing	57	19.9	20
31.	6213	Offices of other health practitioners	54	19.0	20

TOP HIRING SECTORS BY 5-DIGIT NAICS CODE

What sectors are hiring?

	NAICS CODE	5-DIGIT NAICS LABEL	POSTING COUNT ▾	AVERAGE POSTING LENGTH IN DAYS	MEDIAN POSTING LENGTH IN DAYS
1.	56131	Employment placement agencies and executive search services	684	19.5	20
2.	72251	Full-service restaurants and limited-service eating places	290	19.7	20
3.	81341	Civic and social organizations	199	23.7	20
4.	44511	Supermarkets and other grocery (except convenience) stores	177	23.1	20
5.	11199	All other crop farming	164	23.2	20
6.	54133	Engineering services	128	24.9	20
7.	62419	Other individual and family services	121	35.3	20
8.	33351	Metalworking machinery manufacturing	120	19.0	20
9.	44611	Pharmacies and drug stores	118	20.5	20
10.	48412	General freight trucking, long distance	109	27.8	20
11.	62211	General medical and surgical hospitals	108	19.7	20
12.	45299	All other general merchandise stores	106	19.0	20
13.	52211	Banking	104	16.2	20
14.	91391	Other local, municipal and regional public administration	97	22.9	20
15.	62311	Nursing care facilities	87	23.9	20
16.	44211	Furniture stores	69	15.5	20
17.	62149	Other out-patient care centres	63	20.5	20
18.	62331	Community care facilities for the elderly	63	19.0	20
19.	33299	All other fabricated metal product manufacturing	63	26.2	20
20.	33611	Automobile and light-duty motor vehicle manufacturing	59	19.6	20
21.	33221	Cutlery and hand tool manufacturing	57	27.1	20
22.	32619	Other plastic product manufacturing	57	19.9	20
23.	31199	All other food manufacturing	53	16.9	20
24.	71394	Fitness and recreational sports centres	53	19.4	20
25.	44314	Electronics and appliance stores	49	19.3	20
26.	56161	Investigation, guard and armoured car services	48	24.4	20
27.	54121	Accounting, tax preparation, bookkeeping and payroll services	48	11.9	10.5
28.	62161	Home health care services	46	18.7	20
29.	54169	Other scientific and technical consulting services	43	27.5	22
30.	49211	Couriers	42	19.5	20
31.	33399	All other general-purpose machinery manufacturing	41	19.7	20

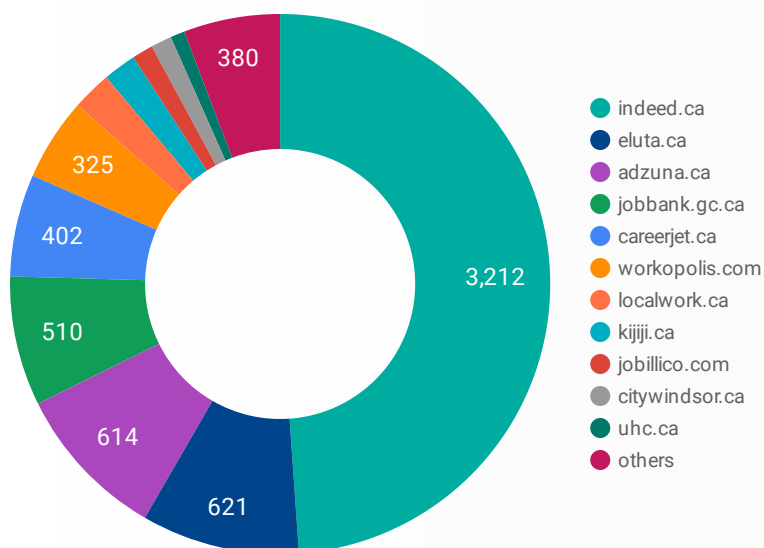
TOP HIRING SECTORS BY 6-DIGIT NAICS CODE

What sectors are hiring?

	NAICS CODE	6-DIGIT NAICS LABEL	POSTING COUNT ▾	AVG POSTING LENGTH IN DAYS	MEDIAN POSTING LENGTH IN DAYS
1.	561310	Employment placement agencies and executive search services	684	19.5	20
2.	813410	Civic and social organizations	199	23.7	20
3.	445110	Supermarkets and other grocery (except convenience) stores	177	23.1	20
4.	722512	Limited-service eating places	172	20.3	20
5.	541330	Engineering services	128	24.9	20
6.	624190	Other individual and family services	121	35.3	20
7.	722511	Full-service restaurants	118	18.9	20
8.	446110	Pharmacies and drug stores	118	20.5	20
9.	111993	Fruit and vegetable combination farming	117	25.2	20
10.	622111	General (except paediatric) hospitals	108	19.7	20
11.	452999	All other miscellaneous general merchandise stores	106	19.0	20
12.	522111	Personal and commercial banking industry	104	16.2	20
13.	913910	Other local, municipal and regional public administration	97	22.9	20
14.	623110	Nursing care facilities	87	23.9	20
15.	484122	General freight trucking, long distance, less than truck-load	83	33.4	20
16.	333511	Industrial mould manufacturing	81	19.4	20
17.	442110	Furniture stores	69	15.5	20
18.	623310	Community care facilities for the elderly	63	19.0	20
19.	332999	All other miscellaneous fabricated metal product manufacturing	63	26.2	20
20.	336110	Automobile and light-duty motor vehicle manufacturing	59	19.6	20
21.	332210	Cutlery and hand tool manufacturing	57	27.1	20
22.	621494	Community health centres	56	18.8	20
23.	311990	All other food manufacturing	53	16.9	20
24.	713940	Fitness and recreational sports centres	53	19.4	20
25.	561612	Security guard and patrol services	48	24.4	20
26.	111999	All other miscellaneous crop farming	47	19.5	20
27.	621610	Home health care services	46	18.7	20
28.	326198	All other plastic product manufacturing	45	20.4	20
29.	443143	Appliance, television and other electronics stores	44	19.2	20
30.	541690	Other scientific and technical consulting services	43	27.5	22
31.	492110	Couriers	42	19.5	20

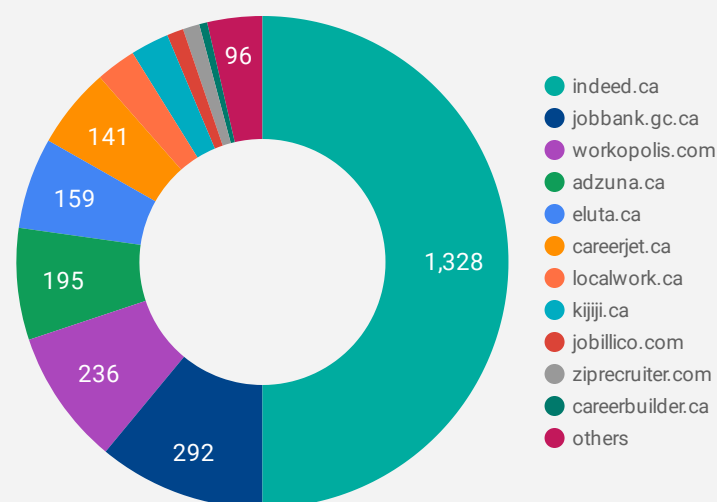
JOB POSTINGS BY JOB BOARD

What share of unique job postings appear on each job board?



COMPANIES BY JOB BOARD

What share of unique job postings appear on each job board?



JOB POSTING DETAILS BY JOB BOARD

How does job posting activity differ by job board?

	JOB BOARD	POSTING COUNT	AVG POSTING LENGTH IN DAYS	MEDIAN POSTING LENGTH IN DAYS	# OF COMPANIES
1.	indeed.ca	3,212	20	20	1,328
2.	eluta.ca	621	20	20	159
3.	adzuna.ca	614	15	12	195
4.	jobbank.gc.ca	510	36	29	292
5.	careerjet.ca	402	22	22	141
6.	workopolis.com	325	14	14	236
7.	localwork.ca	155	4	3	70
8.	kijiji.ca	130	15	15	67
9.	jobillico.com	83	35	14.5	29
10.	citywindsor.ca	82	89	94	2
11.	uhc.ca	56	54	49	1
12.	careerarc.com	48	41	35	13
13.	ziprecruiter.com	40	172	172	29
14.	canadianexecutivesearch.com	38	8	6	1
15.	careerowl.ca	28	2	2	8
16.	careerbuilder.ca	24	23	28	14
17.	network.applytoeducation.com	22	12	9	2
18.	secc.on.ca	16	29	30	6

MAPPING THIS MONTH'S ACTIVE JOB POSTINGS IN WINDSOR-ESSEX

How many job postings were active for at least 1 day this month?

