

JOB DEMAND REPORT

SEPTEMBER 2022

HIGHLIGHTS

JOB POSTINGS BY THE NUMBERS

TOTAL POSTINGS	NEW THIS MONTH	COMPANIES	JOB BOARDS
7,429	4,482	2,097	48

OF DAYS POSTED

AVERAGE	MEDIAN
18.2	15

REPORT BUILDER

The default filter selection below will show all job demand data for the month. You can use the filters to create a customized report for the purpose of understanding a subset of the data.

OCCUPATION FILTERS

SKILL TYPE NAME / 1-DIGIT NOC	▼
MAJOR GROUP / 2-DIGIT NOC	▼
MINOR GROUP / 3-DIGIT NOC	▼
UNIT GROUP / 4-DIGIT NOC	▼
SKILL LEVEL	▼
JOB TYPE	▼
JOB DURATION	▼
ADDITIONAL LANGUAGE	▼
SPECIFIC JOB TAGS	▼

INDUSTRY/SECTOR FILTERS

HIRING SECTOR BY 2-DIGIT NAICS CODE	▼
HIRING SECTOR BY 3-DIGIT NAICS CODE	▼
HIRING SECTOR BY 4-DIGIT NAICS CODE	▼
HIRING SECTOR BY 5-DIGIT NAICS CODE	▼
HIRING SECTOR BY 6-DIGIT NAICS CODE	▼

OTHER FILTERS

MUNICIPALITY	▼
CITY OR COUNTY	▼
JOB BOARD	▼

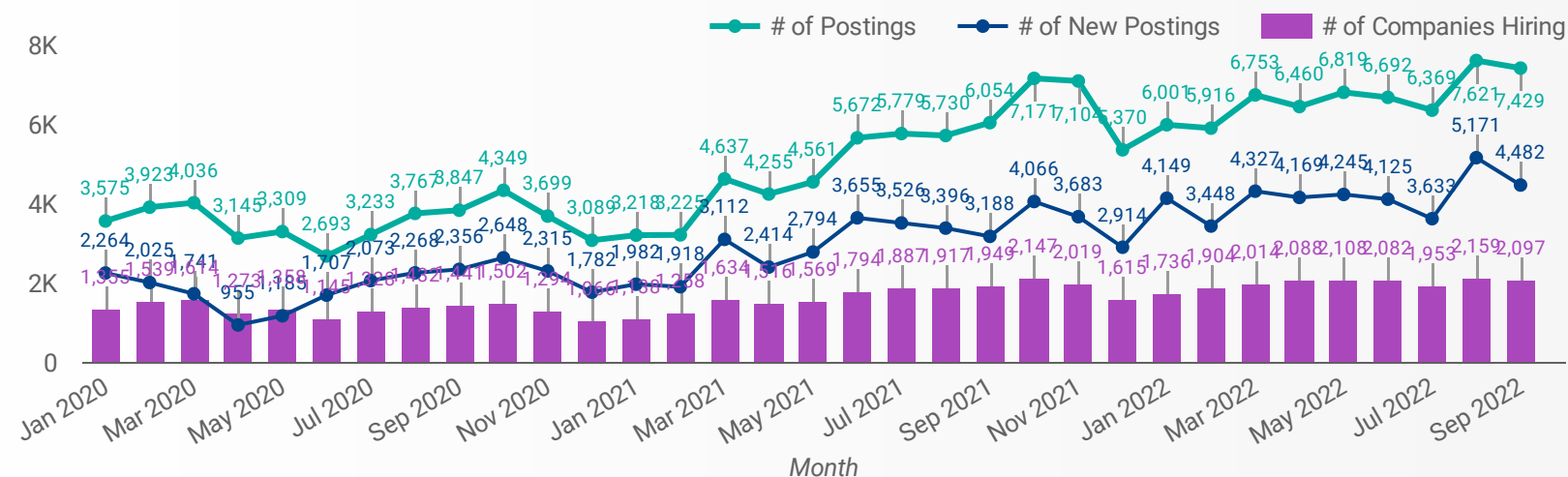
NOC = National Occupation Classification | NAICS = North American Industry Classification System

Source:

Job posting data collected by Workforce WindsorEssex from job boards and employer websites who recruit candidates in Windsor-Essex.

JOB POSTINGS BY MONTH FOR WINDSOR-ESSEX

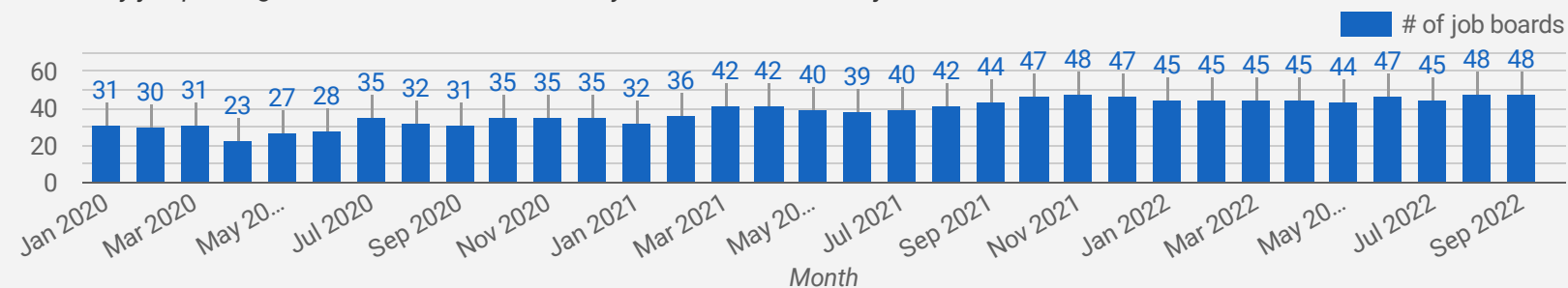
How many job postings were active for at least 1 day this month?



NOTE: This graph cannot be filtered using the controls on the cover page

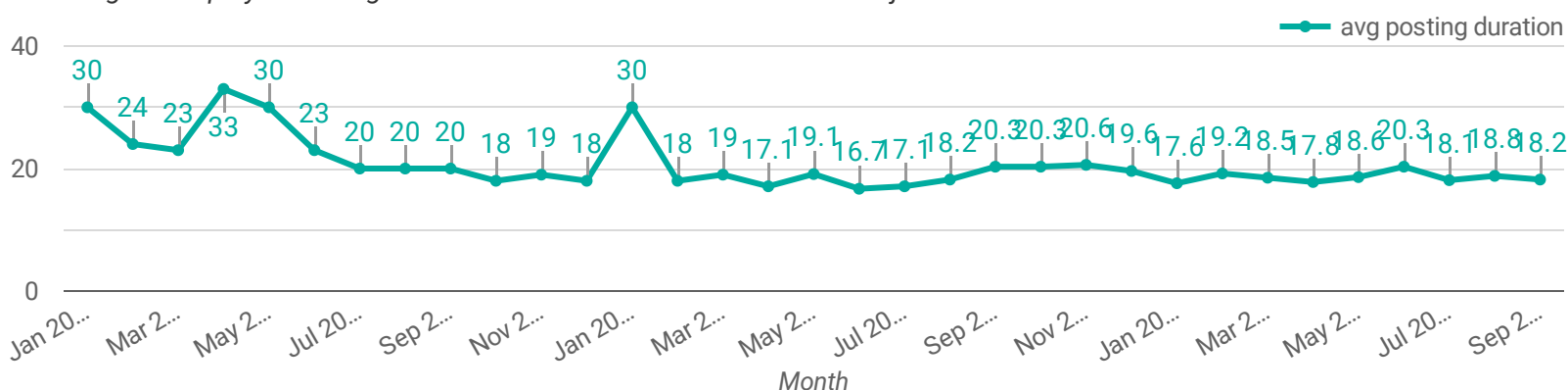
NUMBER OF ACTIVE JOB BOARDS

How many job postings were active for at least 1 day this month on these job boards?



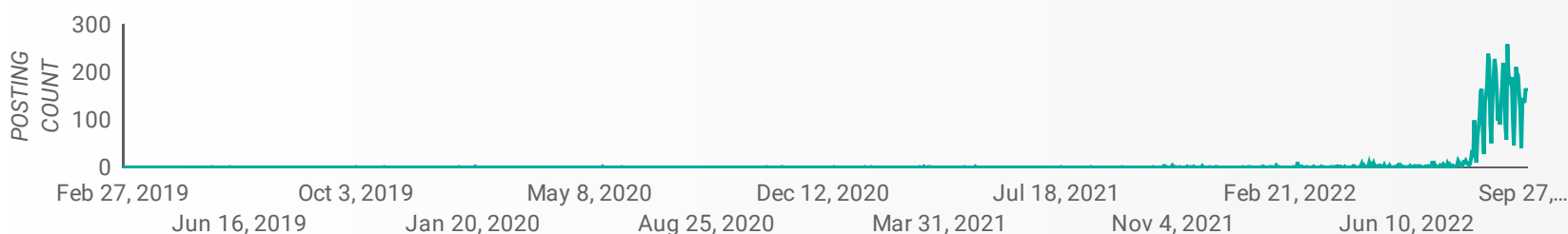
AVG & MEDIAN POSTING LENGTH BY DAYS

How long are employers having to recruit for to find candidates to fill their job vacancies?



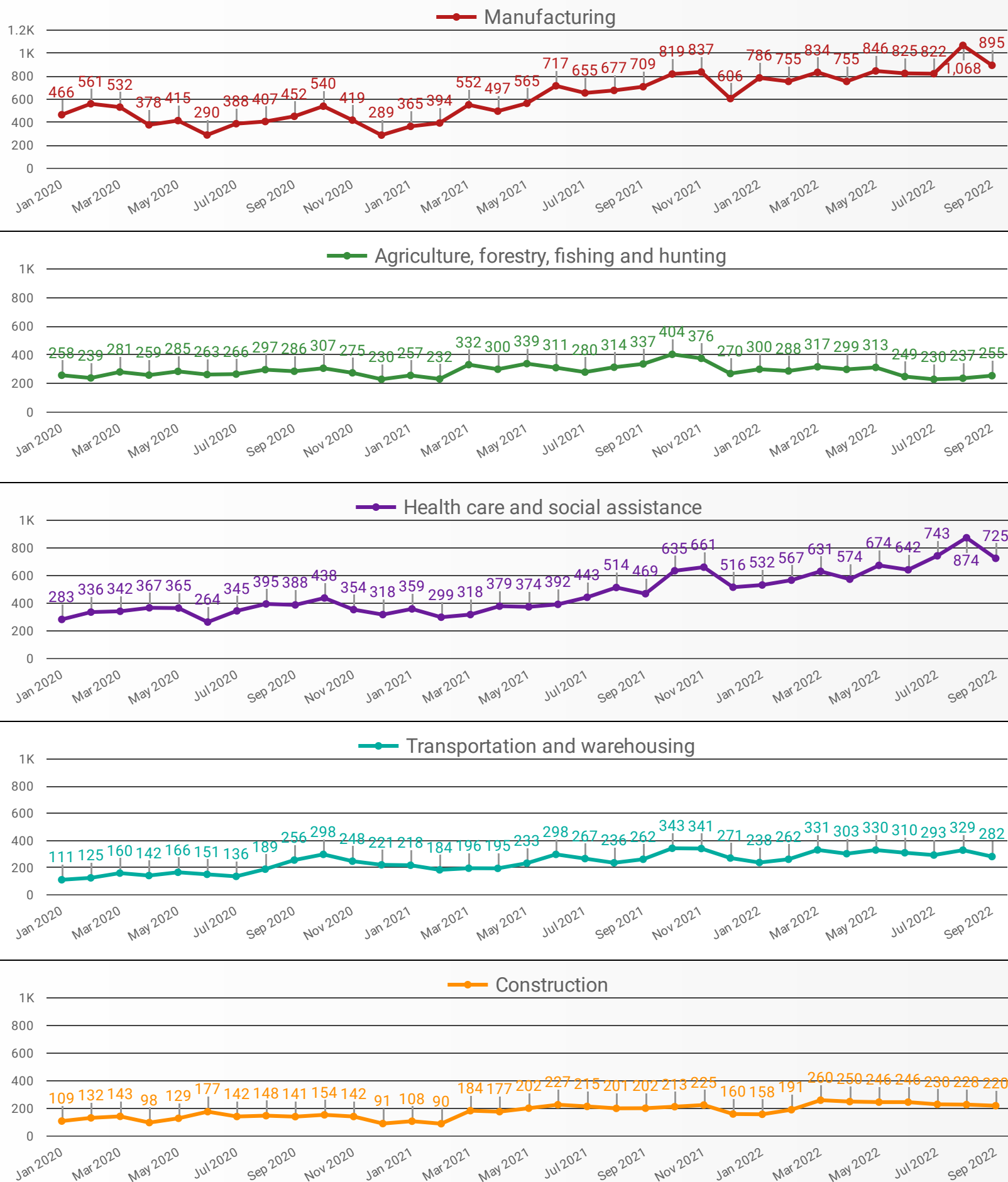
POST DATE TIMELINE FOR THIS MONTH'S ACTIVE JOB POSTINGS

How many job postings were active for at least 1 day this month?



DEMAND BY KEY SECTOR (WINDSOR-ESSEX)

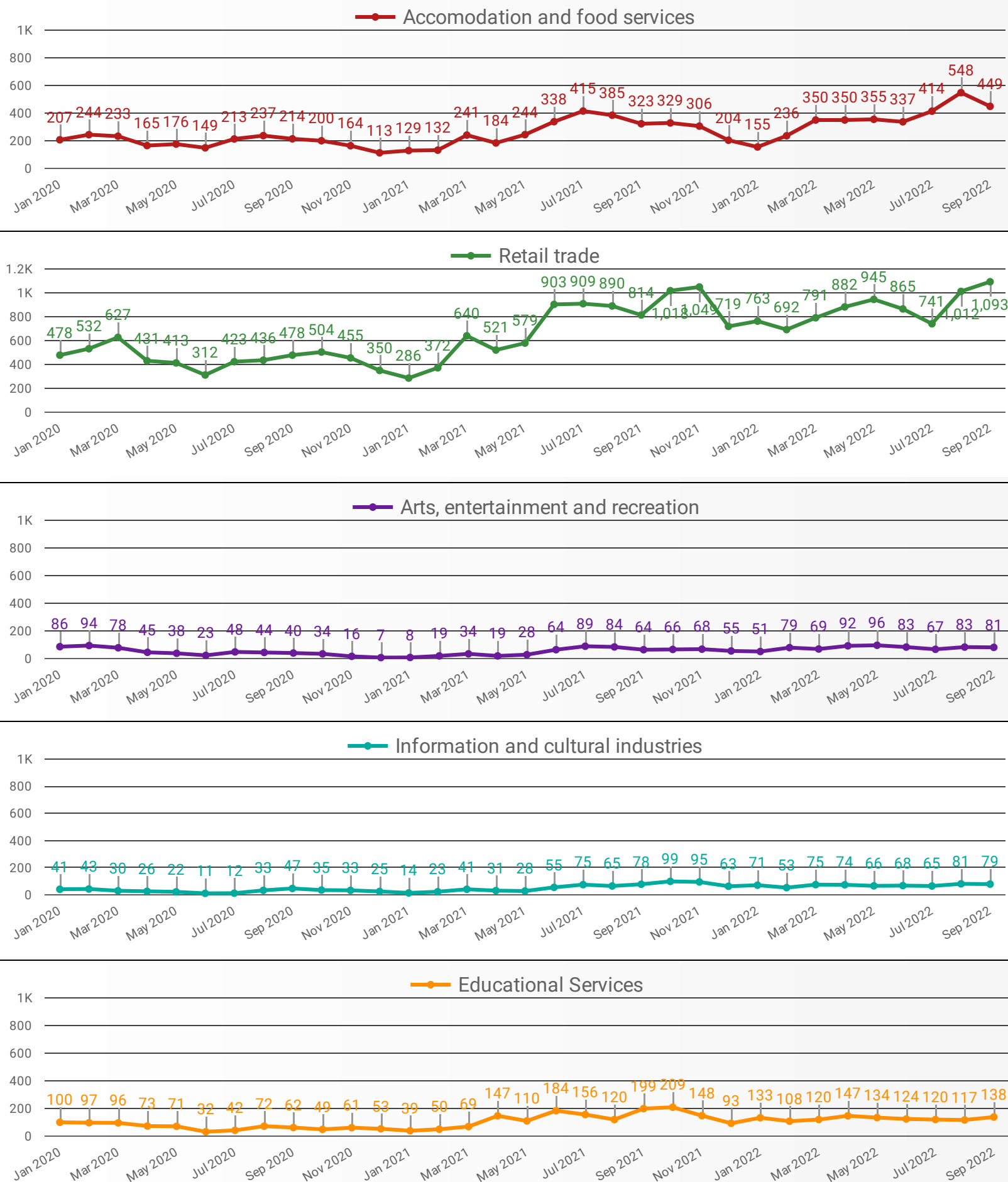
How many job postings were active for at least 1 day this month by sector?



NOTE: This graph cannot be filtered using the controls on the cover page

DEMAND BY IMPACTED SECTOR (WINDSOR-ESSEX)

How many job postings were active for at least 1 day this month by sector?



NOTE: This graph cannot be filtered using the controls on the cover page

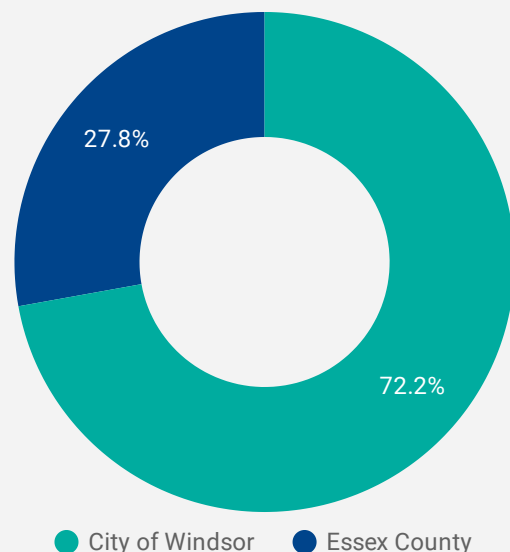
JOB POSTINGS BY MUNICIPALITY

Where are job opportunities being offered?

	MUNICIPALITY	POSTING COUNT	AVG POSTING LENGTH IN DAYS	MEDIAN POSTING LENGTH IN DAYS
1.	City of Windsor	5,346	17.3	14
2.	Town of Tecumseh	513	17.5	20
3.	Municipality of Leamington	508	27.4	20
4.	Town of Kingsville	338	18.3	20
5.	Town of Essex	229	22.0	19
6.	Town of Amherstburg	165	16.4	14
7.	Town of Lakeshore	163	22.6	20
8.	Town of LaSalle	146	15.4	15

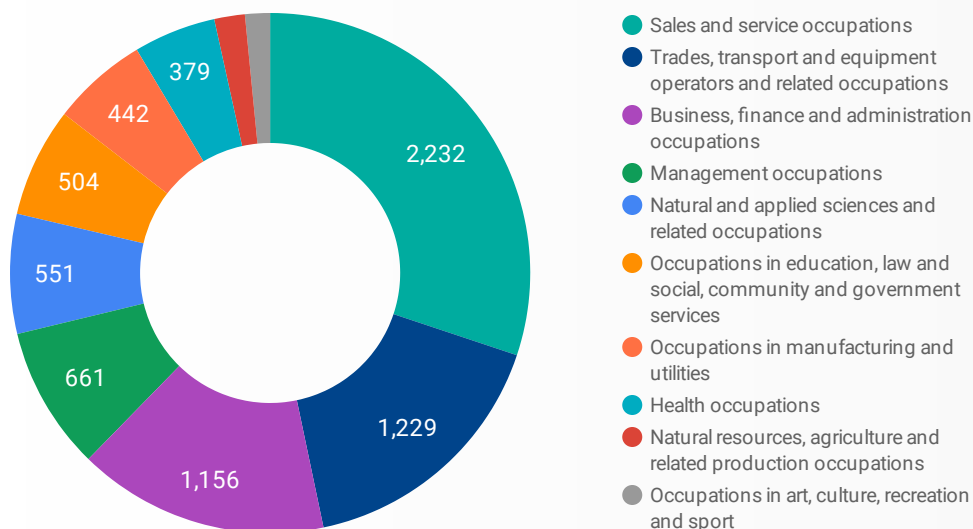
URBAN & RURAL DEMAND

Job Postings by Location



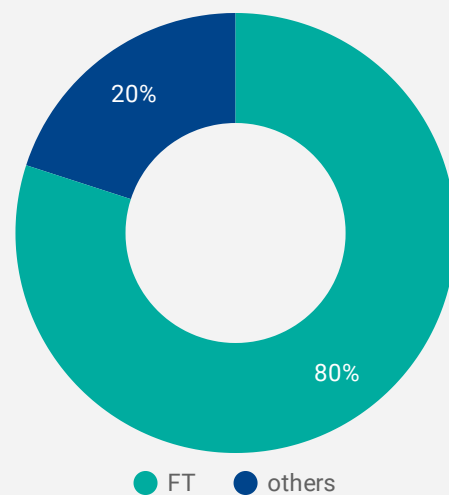
JOB POSTINGS BY SKILL TYPE

What skill type is being recruited?



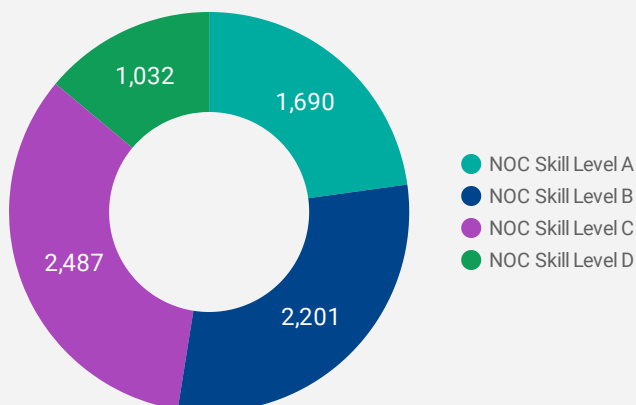
JOB TYPE

Full-time vs Part-time



JOB POSTINGS BY SKILL LEVEL

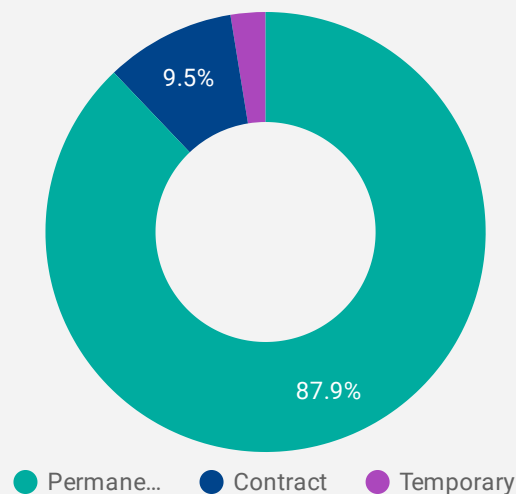
What education do occupations typically require?



Skill Level A = Usually University education | Skill Level B = Usually College education or Apprenticeship training | Skill Level C = Usually Secondary education or occupation-specific training | Skill Level D = Usually on-the-job training

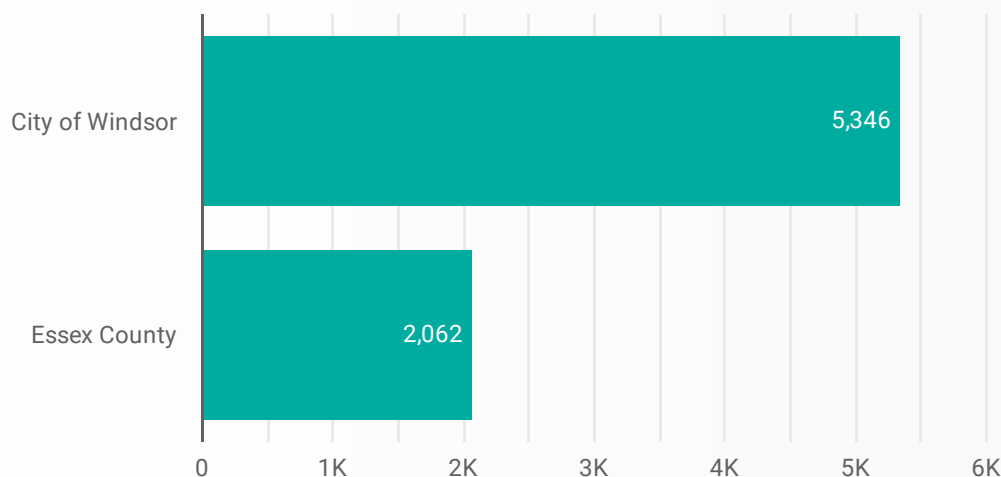
JOB DURATION

Permanency of jobs posted



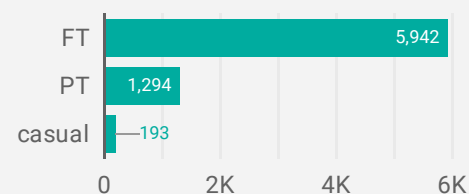
JOB POSTINGS BY COUNTY VS CITY

Job Postings by Location



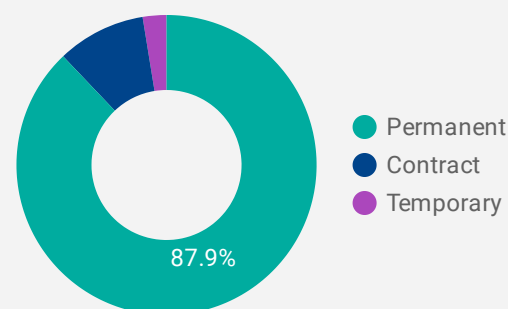
JOB TYPE

of Full-time vs Part-time Jobs



JOB DURATION

Permanency of jobs posted



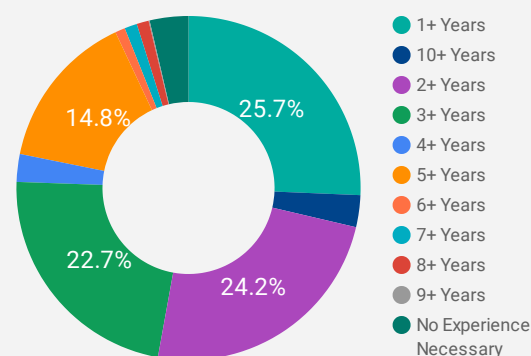
JOB POSTINGS BY MUNICIPALITY

Where are job opportunities being offered?

	MUNICIPALITY	POSTING COUNT	AVG POSTING LENGTH IN DAYS	MEDIAN POSTING LENGTH IN DAYS
1.	City of Windsor	5,346	17.3	14
2.	Town of Tecumseh	513	17.5	20
3.	Municipality of Leamington	508	27.4	20
4.	Town of Kingsville	338	18.3	20
5.	Town of Essex	229	22.0	19
6.	Town of Amherstburg	165	16.4	14
7.	Town of Lakeshore	163	22.6	20
8.	Town of LaSalle	146	15.4	15

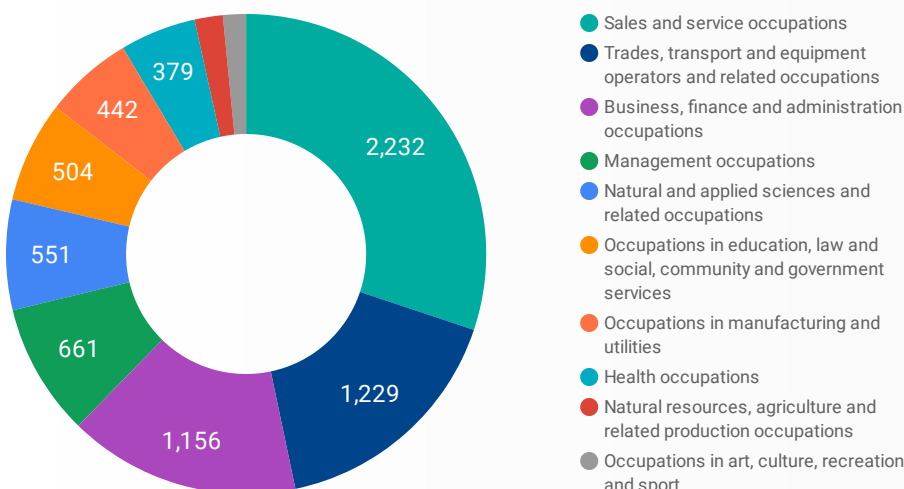
JOB EXPERIENCE LEVEL

Job Postings by Years of Experience Required



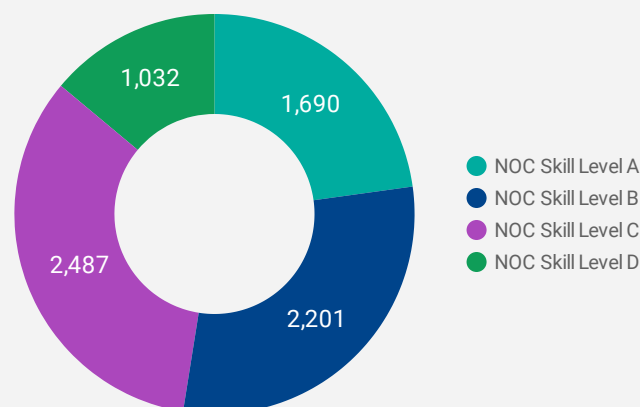
JOB POSTINGS BY JOB CATEGORY

What broad occupational category is being recruited?



JOB POSTINGS BY SKILL LEVEL

What education do occupations typically require?



Skill Level A = Usually University education | Skill Level B = Usually College education or Apprenticeship training | Skill Level C = Usually Secondary education or occupation-specific training | Skill Level D = Usually on-the-job training

TOP HIRING COMPANIES & AGENCIES

What companies are hiring?

	COMPANY	COMMUNITY	POSTINGS ▾	AVERAGE POSTING DURATION IN DAYS	MEDIAN POSTING DURATION IN DAYS
1.	Adzuna	windsor	112	14.0	14
2.	Loblaw Companies Limited	windsor	81	11.8	14
3.	City of Windsor Employment and Training Services (Windsor)	windsor	75	50.0	23
4.	Unemployed Help Centre of Windsor Inc. (Belle River)	windsor	71	30.9	20
5.	Sutherland Global Services, Inc.	windsor	65	14.6	14
6.	Windsor Regional Hospital - Met Campus	windsor	63	19.8	20
7.	McDonald's Restaurants	windsor	57	12.8	14
8.	Loblaw Companies	windsor	53	20.0	20
9.	TJX Canada	windsor	39	12.2	12
10.	Altair Engineering	windsor	38	10.2	10
11.	Windsor, Corporation of the City of	windsor	37	18.1	20
12.	University of Windsor	windsor	37	18.0	20
13.	Windsor Mold Group	windsor	35	12.9	14
14.	Shoppers Drug Mart / Pharmaprix	windsor	35	14.1	14
15.	Paladin Security Group Ltd.	windsor	35	25.6	20
16.	BELFOR Canada	windsor	34	13.0	14
17.	Flex-N-Gate Corporation	windsor	33	11.2	10
18.	SUNSET Produce	kingsville	33	12.2	14
19.	The Plasman Group	windsor	30	10.8	9
20.	Mucci Farms Ltd.	kingsville	30	17.8	18
21.	FCA Canada Inc.	windsor	29	15.0	14
22.	Chromalloy Gas Turbine	windsor	29	11.3	14
23.	Mastronardi Produce Limited	kingsville	26	18.4	20
24.	Impact Staffing Inc.	windsor	25	23.4	20
25.	Lancesoft	windsor	25	18.8	22
26.	Loblaw Companies Limited	leamington	25	13.4	14
27.	Windsor-Essex Catholic District School Board	windsor	25	5.0	5
28.	Giant Tiger	windsor	25	14.7	14
29.	Victorian Order of Nurses / VON Canada	windsor	25	31.8	20
30.	UPS Canada	windsor	25	20.5	20

TOP HOURLY WAGES IN JOB POSTINGS

What are employers willing to pay to find the perfect candidate?


of Minimum Wage Jobs

153

	JOB TITLE	COMPANY	LOCATION	HOURLY WAGE ▾
1.	SR Financial Analyst	Canadian Executive Search	City of Windsor	\$80 
2.	Pharmacist	Valor Health	City of Windsor	\$60 
3.	Social Worker	GoServeCare	City of Windsor	\$60 
4.	Operations Manager, Manufacturing	CanArt Aluminum	City of Windsor	\$55.29 
5.	Program Manager-automotive	DBSI Services	City of Windsor	\$55 
6.	Bridge Engineering Manager	Relieve Consulting Services Canada Inc.	City of Windsor	\$54.46 
7.	Bridge Technical Lead	Relieve Consulting Services Canada Inc.	City of Windsor	\$52.88 
8.	Bridge Construction Party Chief	Relieve Consulting Services Canada Inc.	City of Windsor	\$52.88 
9.	Engineering Manager	Relieve Consulting Services Canada Inc.	City of Windsor	\$52.88 
10.	Sales Administrator	Crawford General Contracting Inc.	City of Windsor	\$52.5 
11.	Accounting Manager	Unique Environmental Service Inc.	City of Windsor	\$51.57 
12.	Heavy Equipment Mechanic	Goudreau Personnel by Swinton Ltd.	Town of Essex	\$50 
13.	Integration Project Chief - Automotive	DBSI Services	City of Windsor	\$50 
				1 - 100 / 949 < >

TOP SALARIES IN JOB POSTINGS

What are employers willing to pay to find the perfect candidate?

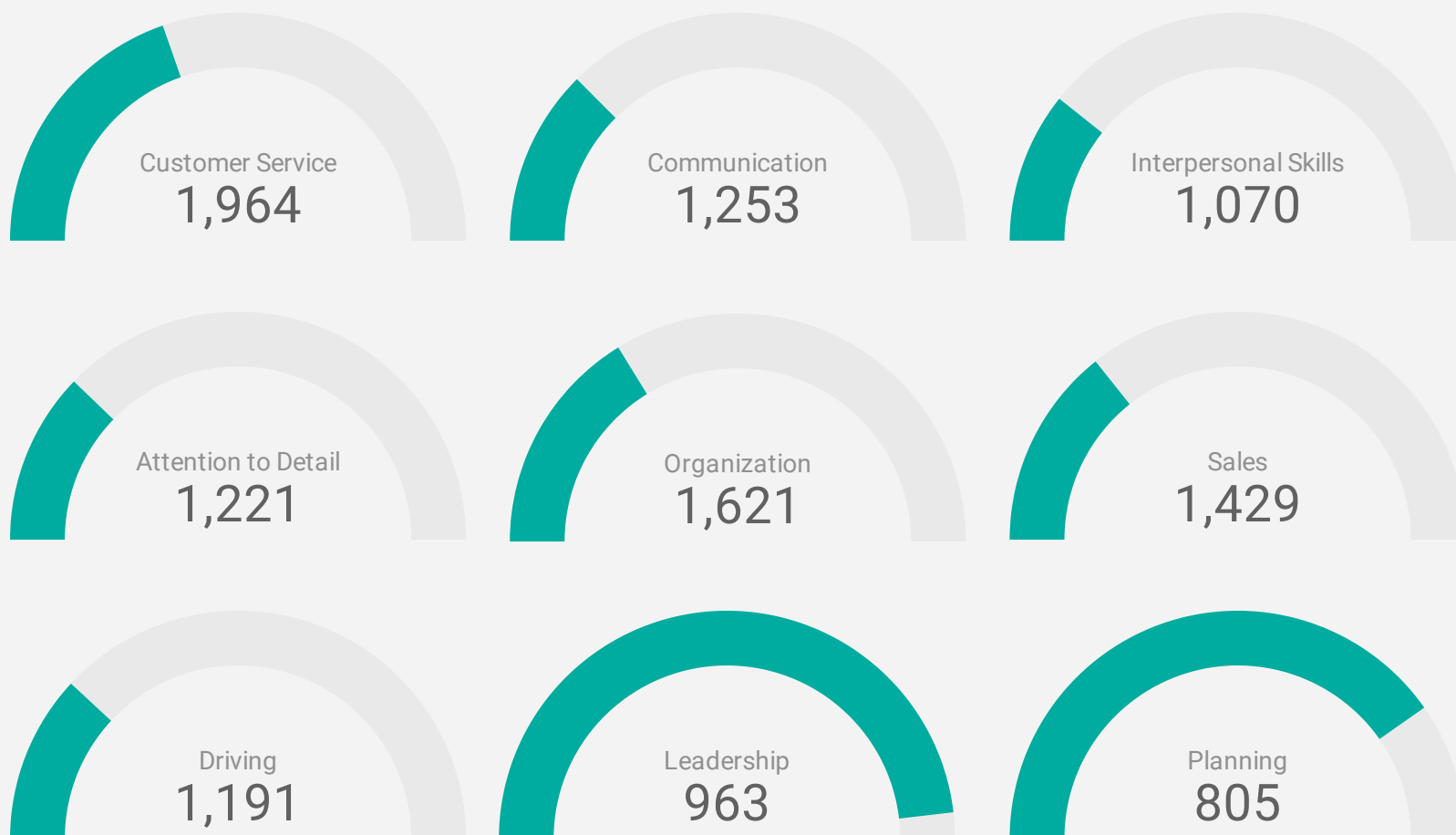
	JOB TITLE	COMPANY	LOCATION	ANNUAL SALARY ▾
1.	Family Physician	Valor Health	City of Windsor	\$300,000 
2.	School Of Business Dean	University of Windsor	City of Windsor	\$270,927.06 
3.	Cardiologist	Canadian Cardiac Care	City of Windsor	\$264,933 
4.	Customer Service Representative	Momentum Financial Services Group	City of Windsor	\$250,000 
5.	Customer Service Representative	National Money Mart Company Inc.	City of Windsor	\$250,000 
6.	Vice-president - College Or University	University of Windsor	City of Windsor	\$181,971.17 
7.	Executive Director, Employment & Social Services	Windsor, Corporation of the City of	City of Windsor	\$164,839.14 
8.	Chief Information Officer - Executive Director, Information Technology	Windsor, Corporation of the City of	City of Windsor	\$164,839.14 
9.	Child Psychologist	Mental Health Recruitment	City of Windsor	\$160,000 
10.	Chief Executive Officer	Windsor-Essex County Health	City of Windsor	\$160,000 
				1 - 100 / 1449 < >

TOP IN-DEMAND SKILLS

How many times were these skills found in job postings?

ACTIVE JOB POSTINGS THIS MONTH

7,429



KEY JOB REQUIREMENTS

How often are these requirements desired in job postings?

ACTIVE JOB POSTINGS THIS MONTH

7,429



Driver's License

24



First Aid

287



Regular Access to a Vehicle

217



Criminal Record Check

295



Microsoft Office

580



Food Safety

187

JOB POSTINGS BY 4-DIGIT NOC, SKILL LEVEL, FREQUENCY & DURATION

What jobs are hard-to-fill and/or in-demand?

	4-DIGIT NOC CODE	4-DIGIT NOC LABEL	OCCUPATION'S SKILL LEVEL	POSTING COUNT	AVG POSTING LENGTH IN DAYS	MEDIAN POSTING LENGTH IN DAYS
1.	6421	Retail salespersons	NOC Skill Level C	633	17	14
2.	6552	Other customer and information services representatives	NOC Skill Level C	227	17	15
3.	6711	Food counter attendants, kitchen helpers and related support occupations	NOC Skill Level D	220	14	14
4.	7511	Transport truck drivers	NOC Skill Level C	182	18	15
5.	7452	Material handlers	NOC Skill Level C	167	18	20
6.	4412	Home support workers, housekeepers and related occupations	NOC Skill Level C	153	18	20
7.	7611	Construction trades helpers and labourers	NOC Skill Level D	152	17	19.5
8.	0621	Retail and wholesale trade managers	NOC Skill Level A	143	16	20
9.	9619	Other labourers in processing, manufacturing and utilities	NOC Skill Level D	137	18	20
10.	6322	Cooks	NOC Skill Level B	130	19	20
11.	6733	Janitors, caretakers and building superintendents	NOC Skill Level D	123	17	15
12.	6311	Food service supervisors	NOC Skill Level B	117	21	14
13.	1114	Other financial officers	NOC Skill Level A	104	17	14
14.	1241	Administrative assistants	NOC Skill Level B	94	22	17
15.	1111	Financial auditors and accountants	NOC Skill Level A	91	14	14.5
16.	1221	Administrative officers	NOC Skill Level B	83	20	20
17.	6541	Security guards and related security service occupations	NOC Skill Level C	83	20	19.5
18.	6731	Light duty cleaners	NOC Skill Level D	82	18	20
19.	7231	Machinists and machining and tooling inspectors	NOC Skill Level B	79	16	14
20.	7232	Tool and die makers	NOC Skill Level B	77	17	20
21.	6211	Retail sales supervisors	NOC Skill Level B	76	18	14
22.	0111	Financial managers	NOC Skill Level A	68	15	14
23.	2133	Electrical and electronics engineers	NOC Skill Level A	68	13	14
24.	3012	Registered nurses and registered psychiatric nurses	NOC Skill Level A	66	18	20
25.	4212	Social and community service workers	NOC Skill Level B	63	22	20
26.	7514	Delivery and courier service drivers	NOC Skill Level C	62	17	14
27.	6611	Cashiers	NOC Skill Level D	60	18	20
28.	9617	Labourers in food and beverage processing	NOC Skill Level D	59	19	20
29.	0911	Manufacturing managers	NOC Skill Level A	58	14	14
30.	1431	Accounting and related clerks	NOC Skill Level C	58	17	20

JOB POSTINGS BY 3-DIGIT NOC, SKILL LEVEL, FREQUENCY & DURATION

What jobs are hard to fill and/or in-demand?

	3-DIGIT NOC CODE	3-DIGIT NOC LABEL	OCCUPATION'S SKILL LEVEL	POSTING COUNT ▾	AVG POSTING LENGTH IN DAYS	MEDIAN POSTING LENGTH IN DAYS
1.	642	Retail salespersons	NOC Skill Level C	633	17	14
2.	751	Motor vehicle and transit drivers	NOC Skill Level C	270	18	15
3.	655	Customer and information services representatives	NOC Skill Level C	250	17	15
4.	111	Auditors, accountants and investment professionals	NOC Skill Level A	243	15	14
5.	673	Cleaners	NOC Skill Level D	223	17	15
6.	671	Food counter attendants, kitchen helpers and related support occupations	NOC Skill Level D	220	14	14
7.	961	Labourers in processing, manufacturing and utilities	NOC Skill Level D	212	18	20
8.	723	Machining, metal forming, shaping and erecting trades	NOC Skill Level B	194	16	15
9.	122	Administrative and regulatory occupations	NOC Skill Level B	181	19	20
10.	745	Longshore workers and material handlers	NOC Skill Level C	167	18	20
11.	441	Home care providers and educational support occupations	NOC Skill Level C	163	18	20
12.	761	Trades helpers and labourers	NOC Skill Level D	154	17	19.5
13.	632	Chefs and cooks	NOC Skill Level B	146	19	20
14.	062	Retail and wholesale trade managers	NOC Skill Level A	143	16	20
15.	421	Paraprofessional occupations in legal, social, community and education services	NOC Skill Level B	139	37	20
16.	124	Office administrative assistants - general, legal and medical	NOC Skill Level B	136	21	15
17.	631	Service supervisors	NOC Skill Level B	133	23	14
18.	217	Computer and information systems professionals	NOC Skill Level A	121	17	14
19.	213	Civil, mechanical, electrical and chemical engineers	NOC Skill Level A	118	14	14
20.	011	Senior managers - construction, transportation, production and utilities	NOC Skill Level A	115	16	14
21.	112	Human resources and business service professionals	NOC Skill Level A	113	17	20
22.	152	Supply chain logistics, tracking and scheduling co-ordination occupations	NOC Skill Level C	102	15	14
23.	662	Other sales support and related occupations	NOC Skill Level D	100	15	14
24.	143	Financial, insurance and related administrative support workers	NOC Skill Level C	98	19	20
25.	941	Machine operators and related workers in mineral and metal products processing and manufacturing	NOC Skill Level C	94	16	14
26.	141	General office workers	NOC Skill Level C	91	17	20
27.	341	Assisting occupations in support of health services	NOC Skill Level C	91	20	20
28.	731	Machinery and transportation equipment mechanics (except motor vehicles)	NOC Skill Level B	88	19	15

JOB POSTINGS BY 2-DIGIT NOC, SKILL LEVEL, FREQUENCY & DURATION

What jobs are hard to fill and/or in-demand?

	2-DIGIT NOC CODE	2-DIGIT NOC LABEL	OCCUPATION'S SKILL LEVEL	POSTING COUNT ▾	AVG POSTING LENGTH IN DAYS	MEDIAN POSTING LENGTH IN DAYS
1.	64	Sales representatives and salespersons - wholesale and retail trade	NOC Skill Level C	642	17	14
2.	67	Service support and other service occupations, n.e.c.	NOC Skill Level D	461	16	14
3.	65	Service representatives and other customer and personal services occupations	NOC Skill Level C	444	17	15
4.	12	Administrative and financial supervisors and administrative occupations	NOC Skill Level B	395	19	20
5.	72	Industrial, electrical and construction trades	NOC Skill Level B	364	17	15
6.	11	Professional occupations in business and finance	NOC Skill Level A	356	16	14
7.	21	Professional occupations in natural and applied sciences	NOC Skill Level A	323	15	14
8.	63	Service supervisors and specialized service occupations	NOC Skill Level B	320	21	15
9.	75	Transport and heavy equipment operation and related maintenance occupations	NOC Skill Level C	315	18	15
10.	22	Technical occupations related to natural and applied sciences	NOC Skill Level B	228	17	15
11.	06	Middle management occupations in retail and wholesale trade and customer services	NOC Skill Level A	216	16	14.5
12.	14	Office support occupations	NOC Skill Level C	216	19	20
13.	96	Labourers in processing, manufacturing and utilities	NOC Skill Level D	212	18	20
14.	62	Retail sales supervisors and specialized sales occupations	NOC Skill Level B	205	17	14
15.	74	Other installers, repairers and servicers and material handlers	NOC Skill Level C	197	18	20
16.	73	Maintenance and equipment operation trades	NOC Skill Level B	189	17	14
17.	94	Processing and manufacturing machine operators and related production workers	NOC Skill Level C	170	17	16
18.	44	Care providers and educational, legal and public protection support occupations	NOC Skill Level C	169	18	20
19.	76	Trades helpers, construction labourers and related occupations	NOC Skill Level D	164	17	20
20.	66	Sales support occupations	NOC Skill Level D	160	16	14
21.	01	Senior managers - construction, transportation, production and utilities	NOC Skill Level A	157	16	14
22.	32	Technical occupations in health	NOC Skill Level B	145	16	15
23.	42	Paraprofessional occupations in legal, social, community and education services	NOC Skill Level B	139	37	20
24.	41	Professional occupations in law and social, community and government services	NOC Skill Level A	127	29	20
25.	15	Distribution, tracking and scheduling co-ordination occupations	NOC Skill Level C	117	16	14
26.	07	Managers in customer and personal services, n.e.c.	NOC Skill Level A	101	18	20
27.	24	Assisting occupations in support of health services	NOC Skill Level C	91	20	20

MULTILINGUAL JOB POSTINGS BY THE NUMBERS

ACTIVE POSTINGS
721

NEW POSTINGS
432

COMPANIES
326

LANGUAGES
11

OF DAYS POSTED

AVERAGE
18.2

MEDIAN
20

MULTILINGUAL JOB POSTINGS BY SKILL LEVEL

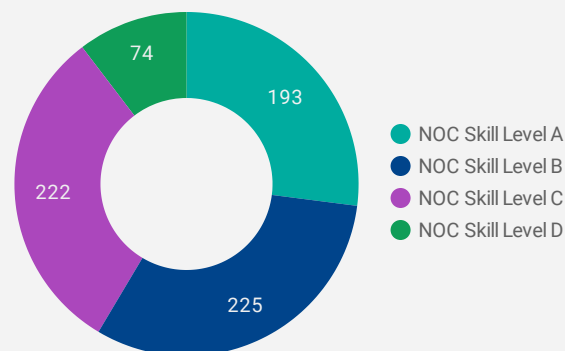
What language skills are employers looking for by occupational skill level?

193 Skill Level A - Management/ Professional Occupations usually requiring University

225 Skill Level B - Usually college education or apprenticeship training

222 Skill Level C - Usually secondary education or occupation-specific training

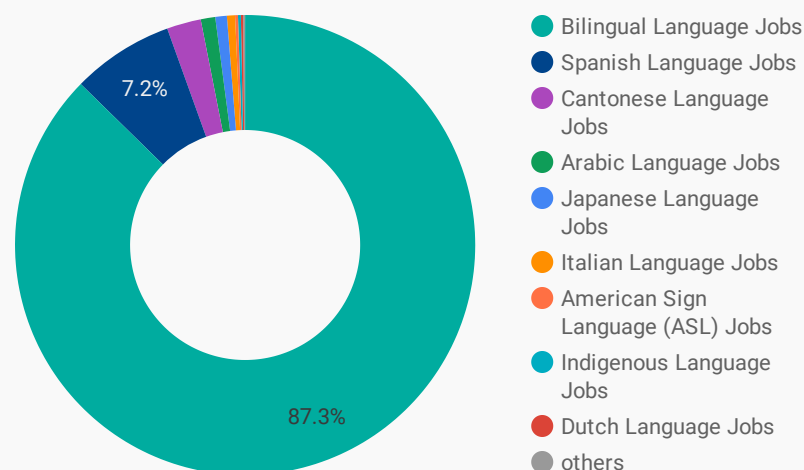
74 Skill Level D - Usually on-the-job training



LANGUAGES	NOC Skill Level A	NOC Skill Level B	NOC Skill Level C	NOC Skill Level D
Bilingual Language Jobs	168	203	190	65
Spanish Language Jobs	12	15	11	9
Cantonese Language Jobs	1		18	
Italian Language Jobs	2	4		
Arabic Language Jobs	4	2		
Japanese Language Jobs	4	1		
Chinese Language Jobs	1			

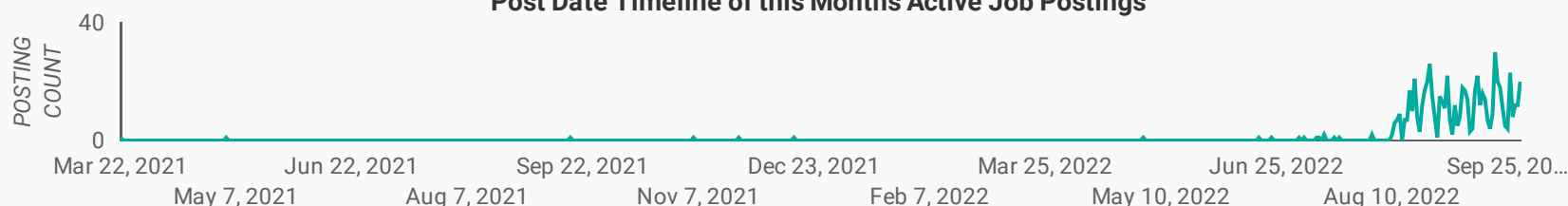
LANGUAGE SKILLS BREAKDOWN

Which kinds of language skills do employers seek?



	LANGUAGES	POSTING COUNT
1.	Bilingual Language Jobs	630
2.	Spanish Language Jobs	50
3.	Cantonese Language Jobs	19
4.	Arabic Language Jobs	6
5.	Italian Language Jobs	6
6.	Japanese Language Jobs	5

Post Date Timeline of this Month's Active Job Postings



LANGUAGE SKILLS BEING RECRUITED BY JOB CATEGORY

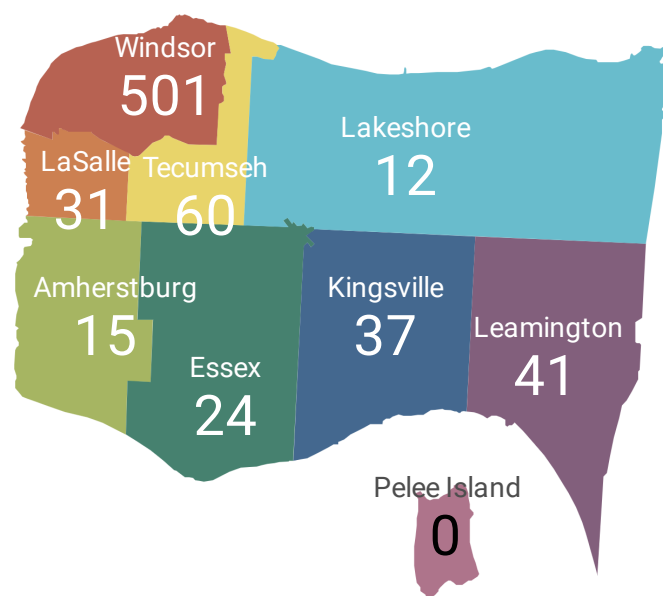
What language skills are sought by 1-Digit NOC?

BROAD OCCUPATIONAL CATEGORY	Bilingual ...	Spanish ...	Cantones...	Italian La...	Arabic La...	Japanese...	Grand total
Business, finance and administration occu...	158	7					166
Health occupations	53	1			3		58
Management occupations	39	7		2		4	52
Natural and applied sciences and related o...	20	6					26
Natural resources, agriculture and related ...	10	4					14
Occupations in art, culture, recreation and ...	9		1				10
Occupations in education, law and social, ...	71	3			3		79
Occupations in manufacturing and utilities	29	4					33
Sales and service occupations	170	10	18	4		1	204
Trades, transport and equipment operator...	67	5					72
Grand total	626	47	19	6	6	5	714

MULTILINGUAL JOB POSTINGS BY MUNICIPALITY

What language skills are sought by 4-Digit NOC?

	MUNICIPALITY	POSTINGS	AVG POSTING LENGTH IN DAYS	MEDIAN POSTING LENGTH IN DAYS
1.	City of Windsor	501	17.3	14
2.	Town of Tecumseh	60	17.5	20
3.	Municipality of Leamington	41	27.4	20
4.	Town of Kingsville	37	18.3	20
5.	Town of LaSalle	31	15.4	15
6.	Town of Essex	24	22.0	19
7.	Town of Amherstburg	15	16.4	14
8.	Town of Lakeshore	12	22.6	20



	UPPER TIER	POSTINGS	AVG POSTING LENGTH IN DAYS	MEDIAN POSTING LENGTH IN DAYS
1.	City of Windsor	501	17.3	14
2.	Essex County	220	20.8	20

LANGUAGE DEMAND BY JOB

What language skills are sought by 4-Digit NOC?

	4 DIGIT NOC NAME	POSTINGS ▾
1.	Retail salespersons	61
2.	Other customer and information service...	44
3.	Financial auditors and accountants	35
4.	Administrative assistants	23
5.	Registered nurses and registered psychi...	17
6.	Construction trades helpers and labourers	14
7.	User support technicians	13
8.	Other instructors	12
9.	Cooks	12
10.	Food counter attendants, kitchen helpers...	11
11.	Social workers	11
12.	Home support workers, housekeepers an...	10
13.	Manufacturing managers	10
14.	Other labourers in processing, manufact...	10
15.	Licensed practical nurses	10
16.	Human resources professionals	9
17.	Medical administrative assistants	9
18.	Administrative officers	8
19.	Customer services representatives - fina...	8
20.	Receptionists	8
21.	Material handlers	8
22.	Transport truck drivers	8
23.	Construction managers	8
24.	Social and community service workers	8
25.	Purchasing agents and officers	7
26.	Retail and wholesale trade managers	7
27.	Human resources and recruitment officers	7
28.	Other financial officers	7
29.	Janitors, caretakers and building superin...	7
30.	Retail sales supervisors	7
31.	Light duty cleaners	7
32.	Food service supervisors	7
		1 - 100 / 164 < >

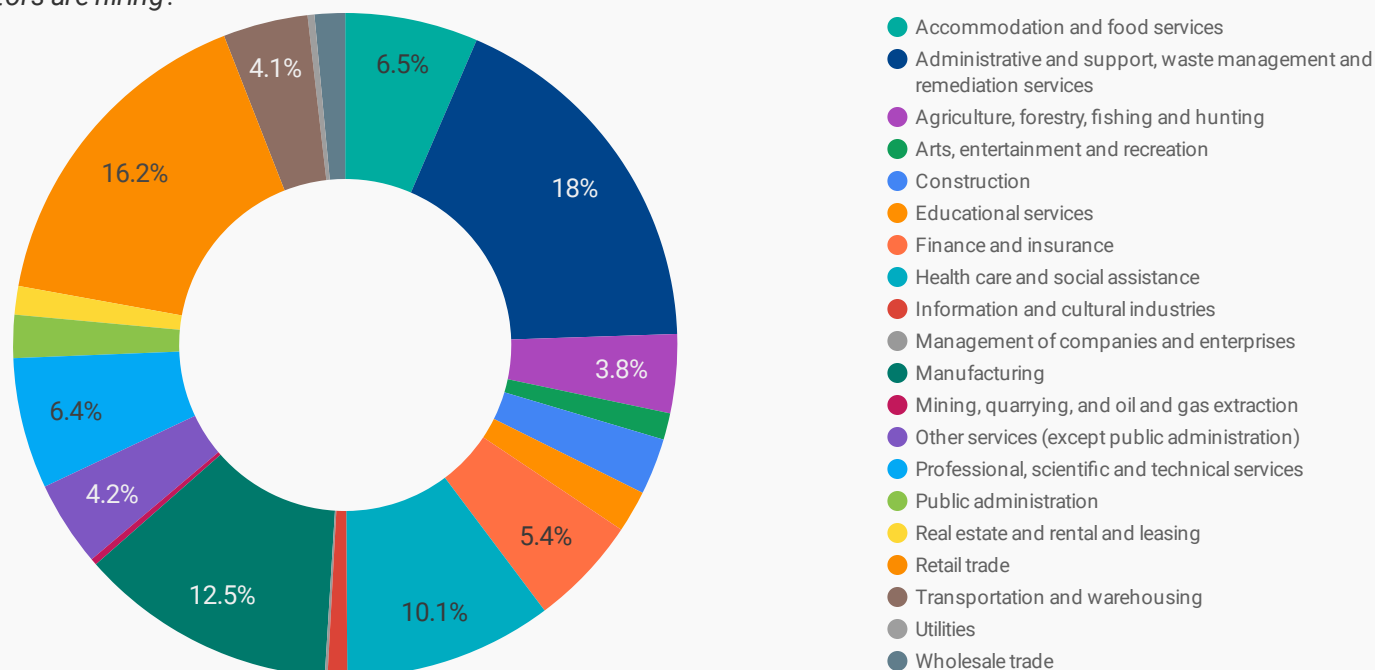
MULTILINGUAL HIRING EMPLOYERS

Which employers are seeking multilingual candidates?

	COMPANY	POSTINGS ▾
1.	Windsor Regional Hospital - Met Campus	42
2.	Intuit	27
3.	The Source (Windsor)	19
4.	Global Excel Management	13
5.	Highline Mushrooms	13
6.	HÃ'tel-Dieu Grace Healthcare	12
7.	PWC / PricewaterhouseCoopers LLP	12
8.	The Job Shoppe Incorporated	11
9.	Sutherland Global Services, Inc.	9
10.	Victoria Order Of Nurses	9
11.	Adzuna	9
12.	The Source (Bell) Electronics Inc. (Amherstburg)	8
13.	Liquor Control Board of Ontario	8
14.	Unique Tool & Gauge Inc.	8
15.	Victorian Order of Nurses / VON Canada	8
16.	Legacy Personnel Solutions	7
17.	Bell	7
18.	Windsor Essex Community Health Centre	7
19.	Groupe Robert	6
20.	Family Services Windsor-Essex	6
21.	Canadian Cancer Society	6
22.	Personnel by Elsie	6
23.	Desjardins	6
24.	BELL MOBILITY/BELL MOBILITÄ%	5
25.	Conseil scolaire catholique Providence (Ontario)	5
26.	Randstad Canada	5
27.	HUB International	5
		1 - 50 / 330 < >

TOP HIRING SECTORS BY 2-DIGIT NAICS CODE

What sectors are hiring?



	NAICS CODE	2-DIGIT NAICS LABEL	POSTING COUNT	AVG POSTING LENGTH IN DAYS	MEDIAN POSTING LENGTH IN DAYS
1.	56	Administrative and support, waste management and remediation services	1,127	17.8	20
2.	44-45	Retail trade	1,093	16.0	14
3.	31-33	Manufacturing	895	16.4	14
4.	62	Health care and social assistance	725	27.4	20
5.	54	Professional, scientific and technical services	461	15.0	14
6.	72	Accommodation and food services	449	16.4	14
7.	52	Finance and insurance	370	15.5	14
8.	81	Other services (except public administration)	359	20.4	17
9.	48-49	Transportation and warehousing	282	18.3	15
10.	11	Agriculture, forestry, fishing and hunting	255	26.3	20
11.	23	Construction	220	20.4	20
12.	91	Public administration	182	15.8	18
13.	61	Educational services	138	14.9	14
14.	53	Real estate and rental and leasing	104	18.0	20
15.	41	Wholesale trade	93	17.5	14
16.	71	Arts, entertainment and recreation	81	17.0	20
17.	51	Information and cultural industries	79	20.6	20
18.	21	Mining, quarrying, and oil and gas extraction	24	14.5	14
19.	22	Utilities	22	17.8	20
20.	55	Management of companies and enterprises	8	14.0	14

NOTE: NAICS code 56 includes Employment Agencies. Manufacturing includes codes 31-33, Retail Trade includes codes 44-45 and Transportation and Warehousing includes codes 48-49.

TOP HIRING SECTORS BY 3-DIGIT NAICS CODE

What sectors are hiring?

	NAICS CODE	3-DIGIT NAICS LABEL	POSTING COUNT ▾	AVERAGE POSTING LENGTH IN DAYS	MEDIAN POSTING LENGTH IN DAYS
1.	561	Administrative and support services	1,108	17.9	20
2.	541	Professional, scientific and technical services	461	15.0	14
3.	722	Food services and drinking places	397	16.3	14
4.	624	Social assistance	261	44.1	20
5.	333	Machinery manufacturing	244	15.4	14
6.	445	Food and beverage stores	239	15.0	14
7.	111	Crop production	239	26.3	20
8.	621	Ambulatory health care services	220	16.1	14
9.	813	Religious, grant-making, civic, and professional and similar organizations	212	23.1	20
10.	522	Credit intermediation and related activities	202	16.3	14
11.	336	Transportation equipment manufacturing	180	14.9	14
12.	452	General merchandise stores	172	13.4	14
13.	623	Nursing and residential care facilities	160	18.3	20
14.	484	Truck transportation	159	17.3	14
15.	448	Clothing and clothing accessories stores	153	16.0	14
16.	238	Specialty trade contractors	148	22.1	20
17.	446	Health and personal care stores	148	16.1	14
18.	611	Educational services	138	14.9	14
19.	332	Fabricated metal product manufacturing	131	18.1	20
20.	913	Local, municipal and regional public administration	114	16.9	20
21.	524	Insurance carriers and related activities	103	14.9	14
22.	811	Repair and maintenance	102	17.4	14
23.	453	Miscellaneous store retailers	93	16.8	20
24.	622	Hospitals	84	19.6	20
25.	713	Amusement, gambling and recreation industries	81	17.0	20
26.	442	Furniture and home furnishings stores	78	17.3	20
27.	311	Food manufacturing	78	15.7	14
28.	443	Electronics and appliance stores	73	18.0	19.5
29.	492	Couriers and messengers	66	18.8	20
30.	531	Real estate	63	17.0	20
31.	220	Miscellaneous manufacturing	61	22.6	20

TOP HIRING SECTORS BY 4-DIGIT NAICS CODE

What sectors are hiring?

	NAICS CODE	4-DIGIT NAICS LABEL	POSTING COUNT ▾	AVERAGE POSTING LENGTH IN DAYS	MEDIAN POSTING DAYS IN LENGTH
1.	5613	Employment services	853	17.5	20
2.	7225	Full-service restaurants and limited-service eating places	333	16.8	14
3.	4451	Grocery stores	214	15.2	14
4.	8134	Civic and social organizations	206	22.6	20
5.	1119	Other crop farming	166	23.1	20
6.	5413	Architectural, engineering and related services	158	13.8	14
7.	6241	Individual and family services	156	20.8	20
8.	5221	Depository credit intermediation	149	15.7	14
9.	4461	Health and personal care stores	148	16.1	14
10.	4529	Other general merchandise stores	147	12.7	14
11.	3335	Metalworking machinery manufacturing	136	17.2	14
12.	4481	Clothing stores	135	15.9	14
13.	3361	Motor vehicle manufacturing	133	14.2	14
14.	4841	General freight trucking	130	19.2	15
15.	9139	Other local, municipal and regional public administration	106	16.9	20
16.	6231	Nursing care facilities	97	20.2	20
17.	5242	Agencies, brokerages and other insurance related activities	92	14.9	14
18.	5416	Management, scientific and technical consulting services	85	14.9	14
19.	6221	General medical and surgical hospitals	82	19.6	20
20.	7139	Other amusement and recreation industries	78	17.1	20
21.	4431	Electronics and appliance stores	73	18.0	19.5
22.	5616	Investigation and security services	72	19.7	15
23.	5614	Business support services	69	14.0	14
24.	5617	Services to buildings and dwellings	66	18.1	20
25.	4421	Furniture stores	66	17.5	20
26.	6214	Out-patient care centres	63	15.9	14
27.	3119	Other food manufacturing	63	15.5	14
28.	5412	Accounting, tax preparation, bookkeeping and payroll services	62	13.0	15
29.	3329	Other fabricated metal product manufacturing	61	18.5	20
30.	1114	Greenhouse, nursery and floriculture production	58	34.1	20
31.	3339	Other general-purpose machinery manufacturing	57	13.3	14

TOP HIRING SECTORS BY 5-DIGIT NAICS CODE

What sectors are hiring?

	NAICS CODE	5-DIGIT NAICS LABEL	POSTING COUNT ▾	AVERAGE POSTING LENGTH IN DAYS	MEDIAN POSTING LENGTH IN DAYS
1.	56131	Employment placement agencies and executive search services	853	17.5	20
2.	72251	Full-service restaurants and limited-service eating places	333	16.8	14
3.	81341	Civic and social organizations	206	22.6	20
4.	44511	Supermarkets and other grocery (except convenience) stores	202	15.2	14
5.	11199	All other crop farming	166	23.1	20
6.	54133	Engineering services	148	13.6	14
7.	45299	All other general merchandise stores	147	12.7	14
8.	33351	Metalworking machinery manufacturing	136	17.2	14
9.	33611	Automobile and light-duty motor vehicle manufacturing	132	14.2	14
10.	48412	General freight trucking, long distance	120	19.3	15
11.	52211	Banking	115	13.5	14
12.	62419	Other individual and family services	115	24.3	20
13.	91391	Other local, municipal and regional public administration	106	16.9	20
14.	44611	Pharmacies and drug stores	100	17.0	14
15.	62311	Nursing care facilities	97	20.2	20
16.	62211	General medical and surgical hospitals	82	19.6	20
17.	44314	Electronics and appliance stores	73	18.0	19.5
18.	56142	Telephone call centres	67	14.2	14
19.	44211	Furniture stores	66	17.5	20
20.	62149	Other out-patient care centres	63	15.9	14
21.	54121	Accounting, tax preparation, bookkeeping and payroll services	62	13.0	15
22.	33299	All other fabricated metal product manufacturing	61	18.5	20
23.	52421	Insurance agencies and brokerages	60	14.1	14
24.	71394	Fitness and recreational sports centres	60	17.1	20
25.	31199	All other food manufacturing	57	15.4	14
26.	33399	All other general-purpose machinery manufacturing	56	13.3	14
27.	62161	Home health care services	53	14.3	14
28.	62331	Community care facilities for the elderly	53	15.9	14
29.	32619	Other plastic product manufacturing	52	16.7	15
30.	56161	Investigation, guard and armoured car services	51	22.2	14.5
31.	54169	Other scientific and technical consulting services	49	15.7	14

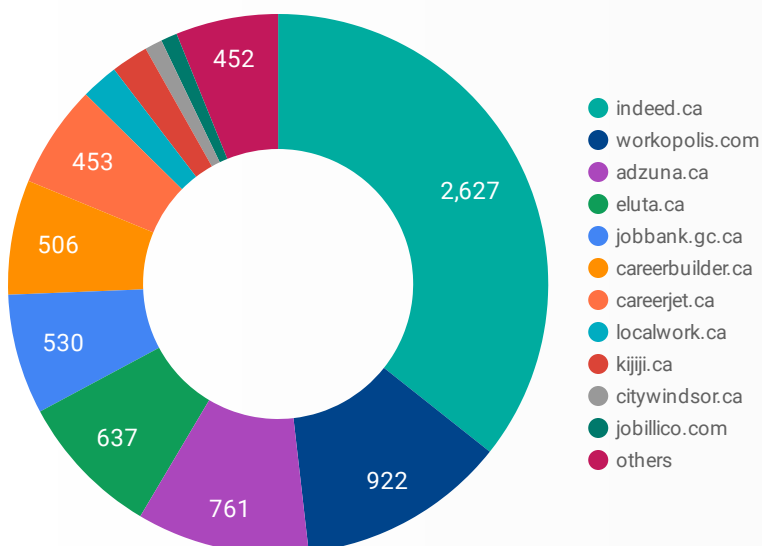
TOP HIRING SECTORS BY 6-DIGIT NAICS CODE

What sectors are hiring?

	NAICS CODE	6-DIGIT NAICS LABEL	POSTING COUNT ▾	AVG POSTING LENGTH IN DAYS	MEDIAN POSTING LENGTH IN DAYS
1.	561310	Employment placement agencies and executive search services	853	17.5	20
2.	813410	Civic and social organizations	206	22.6	20
3.	722512	Limited-service eating places	206	17.1	14
4.	445110	Supermarkets and other grocery (except convenience) stores	202	15.2	14
5.	541330	Engineering services	148	13.6	14
6.	452999	All other miscellaneous general merchandise stores	147	12.7	14
7.	336110	Automobile and light-duty motor vehicle manufacturing	132	14.2	14
8.	722511	Full-service restaurants	127	16.3	14
9.	522111	Personal and commercial banking industry	115	13.5	14
10.	624190	Other individual and family services	115	24.3	20
11.	111993	Fruit and vegetable combination farming	112	23.8	20
12.	333511	Industrial mould manufacturing	111	17.2	14
13.	913910	Other local, municipal and regional public administration	106	16.9	20
14.	446110	Pharmacies and drug stores	100	17.0	14
15.	623110	Nursing care facilities	97	20.2	20
16.	484122	General freight trucking, long distance, less than truck-load	91	21.8	15
17.	622111	General (except paediatric) hospitals	82	19.6	20
18.	443143	Appliance, television and other electronics stores	69	18.0	19.5
19.	561420	Telephone call centres	67	14.2	14
20.	442110	Furniture stores	66	17.5	20
21.	332999	All other miscellaneous fabricated metal product manufacturing	61	18.5	20
22.	524210	Insurance agencies and brokerages	60	14.1	14
23.	713940	Fitness and recreational sports centres	60	17.1	20
24.	621494	Community health centres	58	15.9	14
25.	311990	All other food manufacturing	57	15.4	14
26.	333990	All other general-purpose machinery manufacturing	56	13.3	14
27.	111999	All other miscellaneous crop farming	54	21.7	20
28.	621610	Home health care services	53	14.3	14
29.	623310	Community care facilities for the elderly	53	15.9	14
30.	561612	Security guard and patrol services	51	22.2	14.5
31.	541690	Other scientific and technical consulting services	49	15.7	14

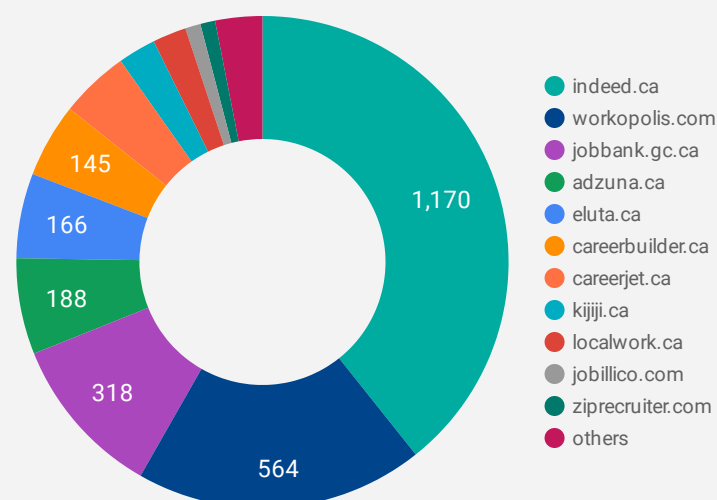
JOB POSTINGS BY JOB BOARD

What share of unique job postings appear on each job board?



COMPANIES BY JOB BOARD

What share of unique job postings appear on each job board?



JOB POSTING DETAILS BY JOB BOARD

How does job posting activity differ by job board?

	JOB BOARD	POSTING COUNT	AVG POSTING LENGTH IN DAYS	MEDIAN POSTING LENGTH IN DAYS	# OF COMPANIES
1.	indeed.ca	2,627	20	20	1,170
2.	workopolis.com	922	14	14	564
3.	adzuna.ca	761	14	14	188
4.	eluta.ca	637	19	20	166
5.	jobbank.gc.ca	530	33	26	318
6.	careerbuilder.ca	506	8	9	145
7.	careerjet.ca	453	21	22	135
8.	kijiji.ca	164	15	15	74
9.	localwork.ca	164	5	3	66
10.	citywindsor.ca	77	50	23	2
11.	jobillico.com	72	21	14.5	30
12.	careerarc.com	55	28	17.5	11
13.	uhc.ca	52	41	32	1
14.	ziprecruiter.com	40			29
15.	network.applytoeducation.com	38	7	5	2
16.	ymcaswo.ca	26	190	191	1
17.	careerowl.ca	25	47	48	8
18.	canadianexecutivesearch.com	22	7	6	1

MAPPING THIS MONTH'S ACTIVE JOB POSTINGS IN WINDSOR-ESSEX

How many job postings were active for at least 1 day this month?

