

JOB DEMAND REPORT

AUGUST 2022

HIGHLIGHTS

JOB POSTINGS BY THE NUMBERS

TOTAL POSTINGS	NEW THIS MONTH	COMPANIES	JOB BOARDS
7,621	5,171	2,159	48

OF DAYS POSTED

AVERAGE	MEDIAN
18.8	14

REPORT BUILDER

The default filter selection below will show all job demand data for the month. You can use the filters to create a customized report for the purpose of understanding a subset of the data.

OCCUPATION FILTERS

SKILL TYPE NAME / 1-DIGIT NOC	▼
MAJOR GROUP / 2-DIGIT NOC	▼
MINOR GROUP / 3-DIGIT NOC	▼
UNIT GROUP / 4-DIGIT NOC	▼
SKILL LEVEL	▼
JOB TYPE	▼
JOB DURATION	▼
ADDITIONAL LANGUAGE	▼
SPECIFIC JOB TAGS	▼

INDUSTRY/SECTOR FILTERS

HIRING SECTOR BY 2-DIGIT NAICS CODE	▼
HIRING SECTOR BY 3-DIGIT NAICS CODE	▼
HIRING SECTOR BY 4-DIGIT NAICS CODE	▼
HIRING SECTOR BY 5-DIGIT NAICS CODE	▼
HIRING SECTOR BY 6-DIGIT NAICS CODE	▼

OTHER FILTERS

MUNICIPALITY	▼
CITY OR COUNTY	▼
JOB BOARD	▼

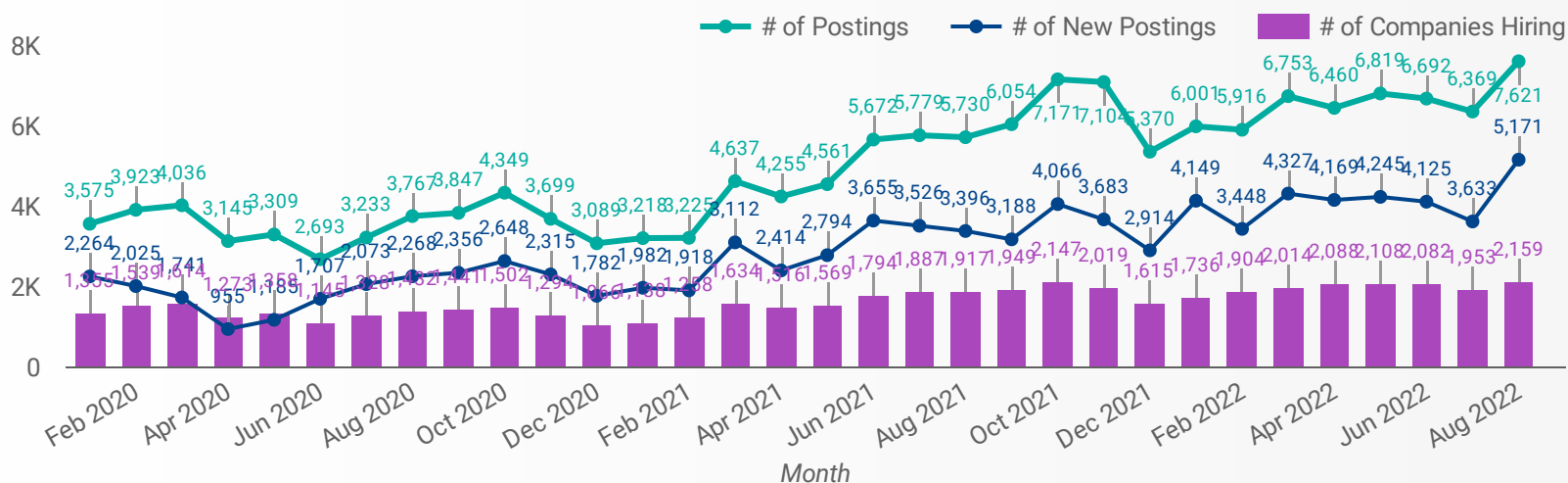
NOC = National Occupation Classification | NAICS = North American Industry Classification System

Source:

Job posting data collected by Workforce WindsorEssex from job boards and employer websites who recruit candidates in Windsor-Essex.

JOB POSTINGS BY MONTH FOR WINDSOR-ESSEX

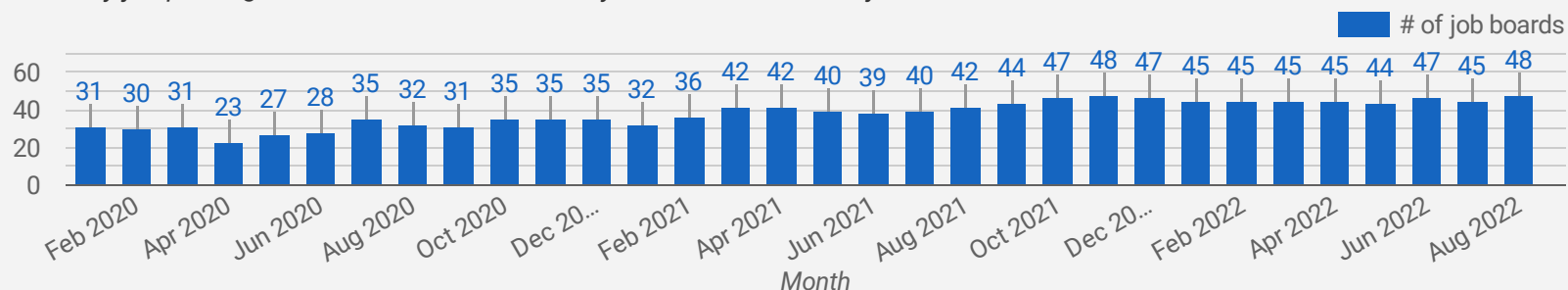
How many job postings were active for at least 1 day this month?



NOTE: This graph cannot be filtered using the controls on the cover page

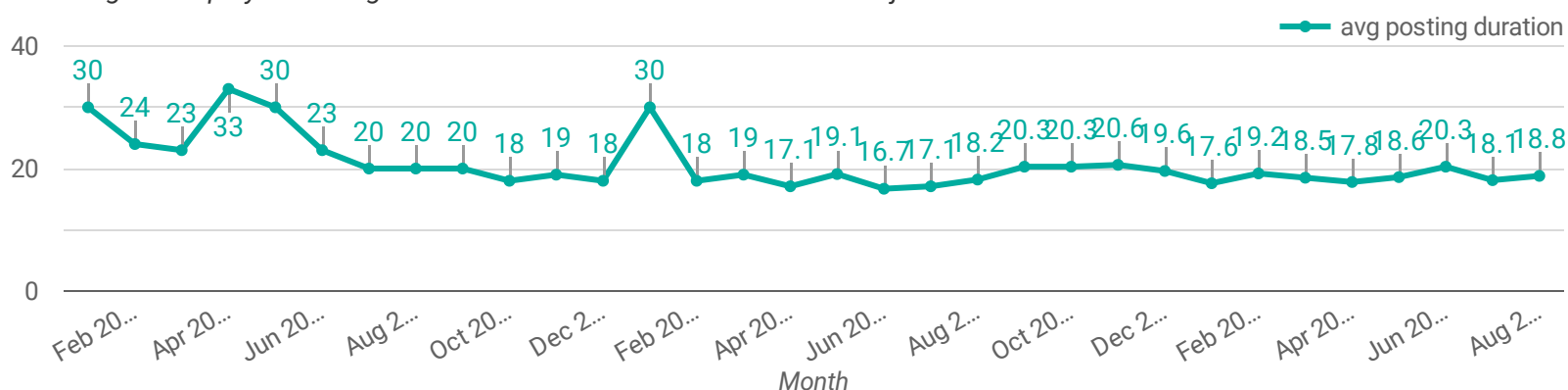
NUMBER OF ACTIVE JOB BOARDS

How many job postings were active for at least 1 day this month on these job boards?



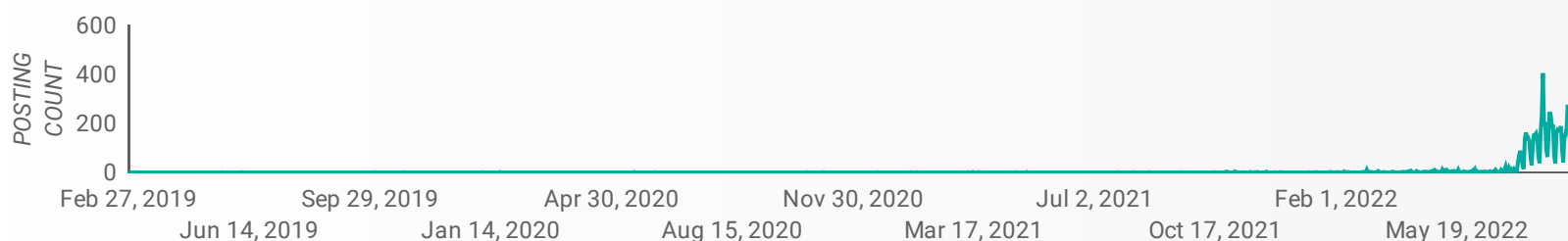
AVG & MEDIAN POSTING LENGTH BY DAYS

How long are employers having to recruit for to find candidates to fill their job vacancies?



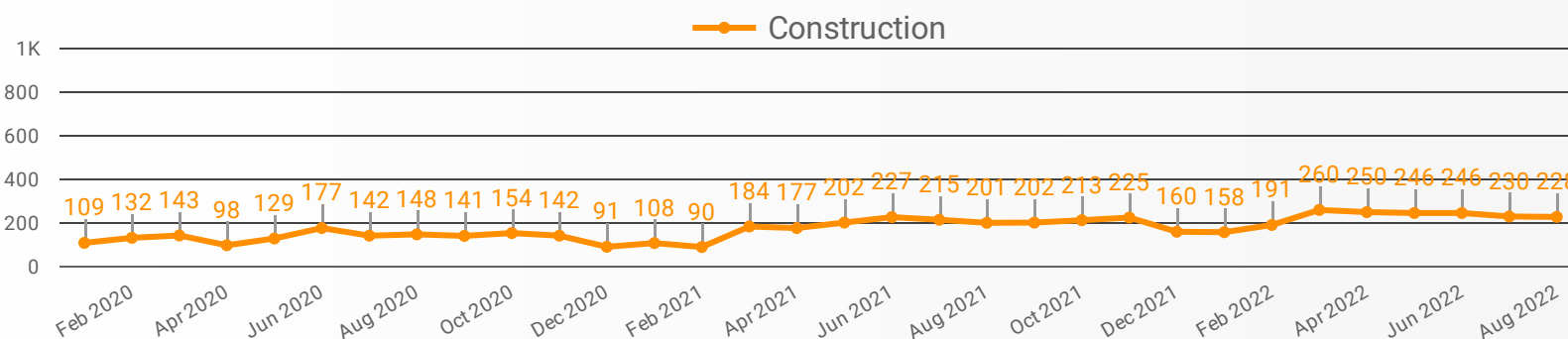
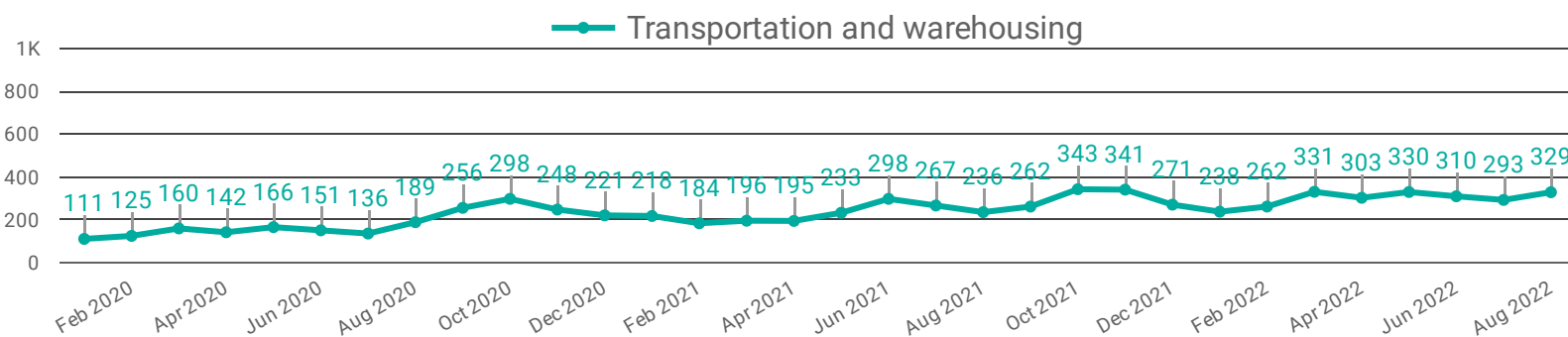
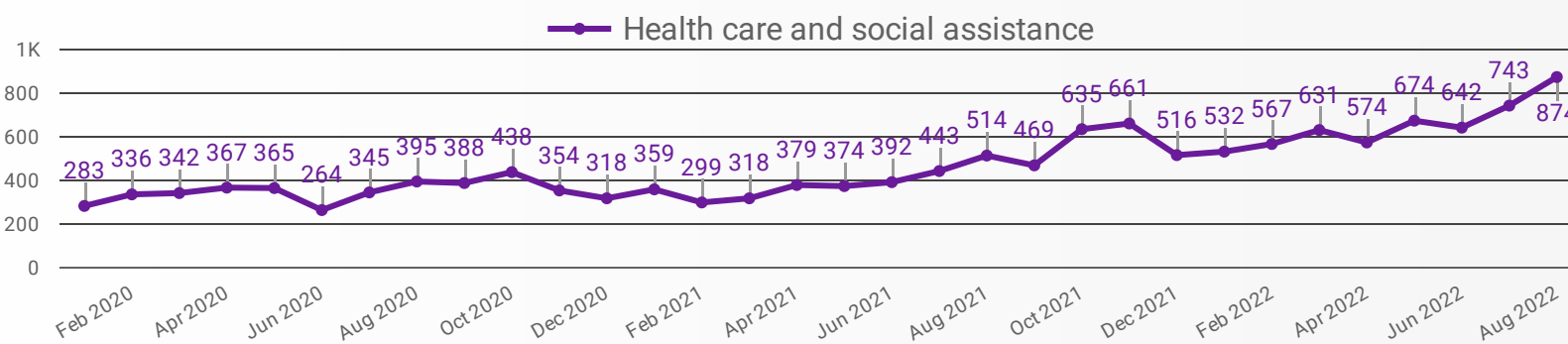
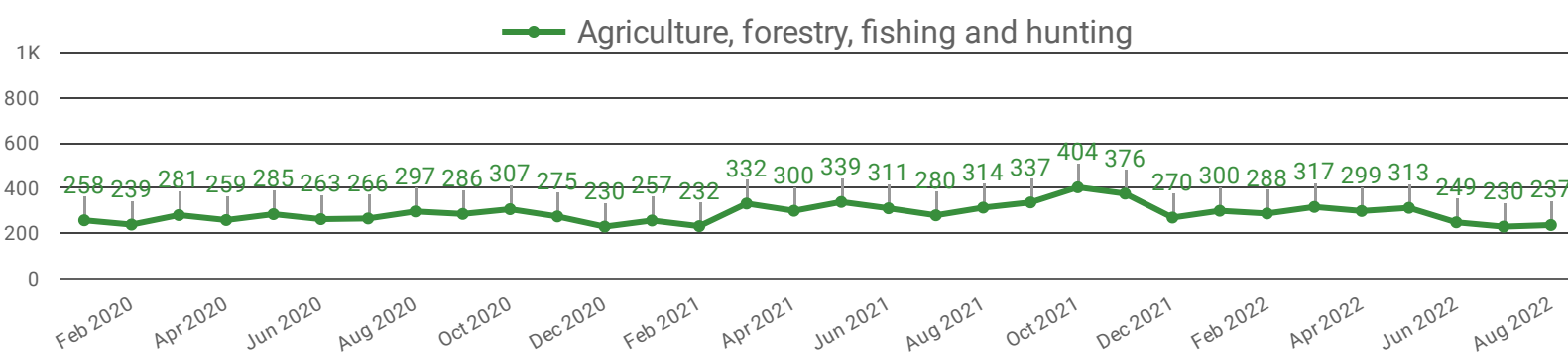
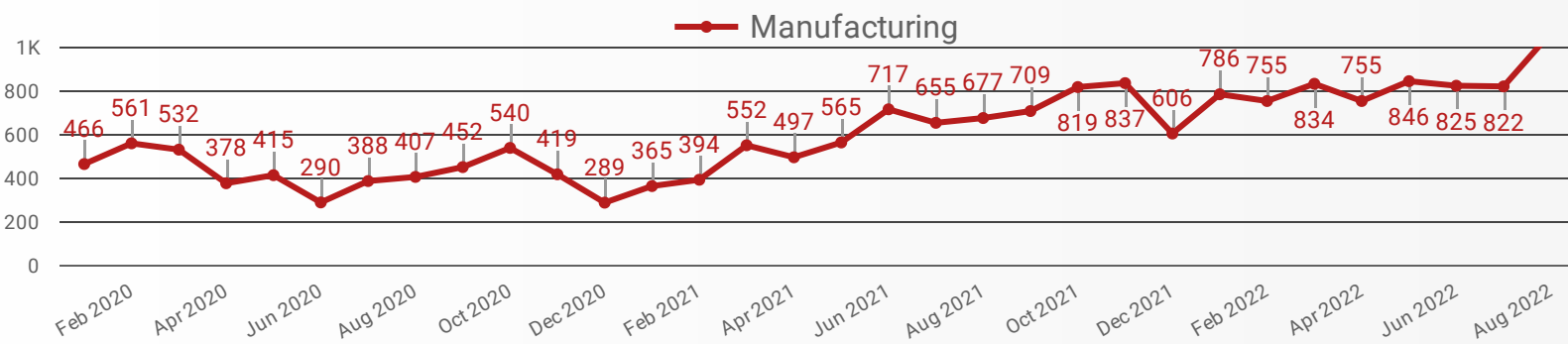
POST DATE TIMELINE FOR THIS MONTH'S ACTIVE JOB POSTINGS

How many job postings were active for at least 1 day this month?



DEMAND BY KEY SECTOR (WINDSOR-ESSEX)

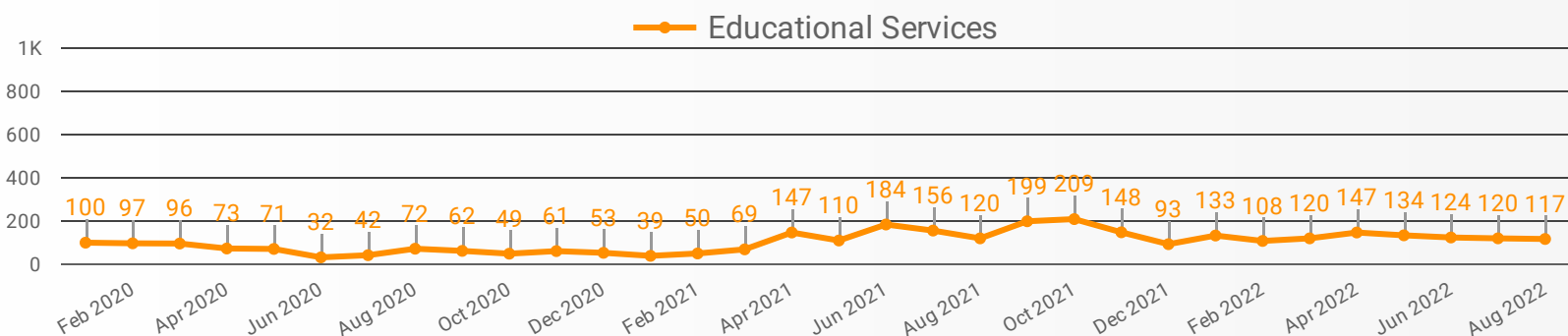
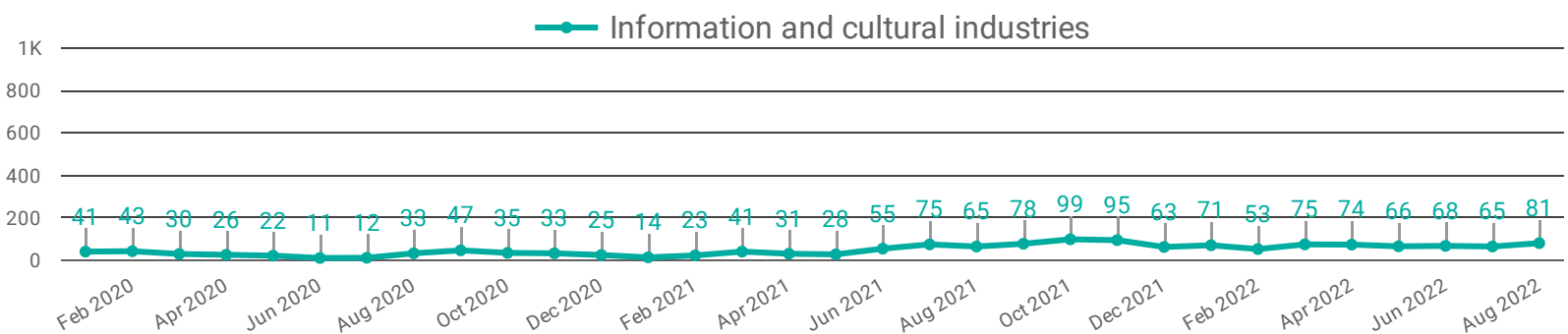
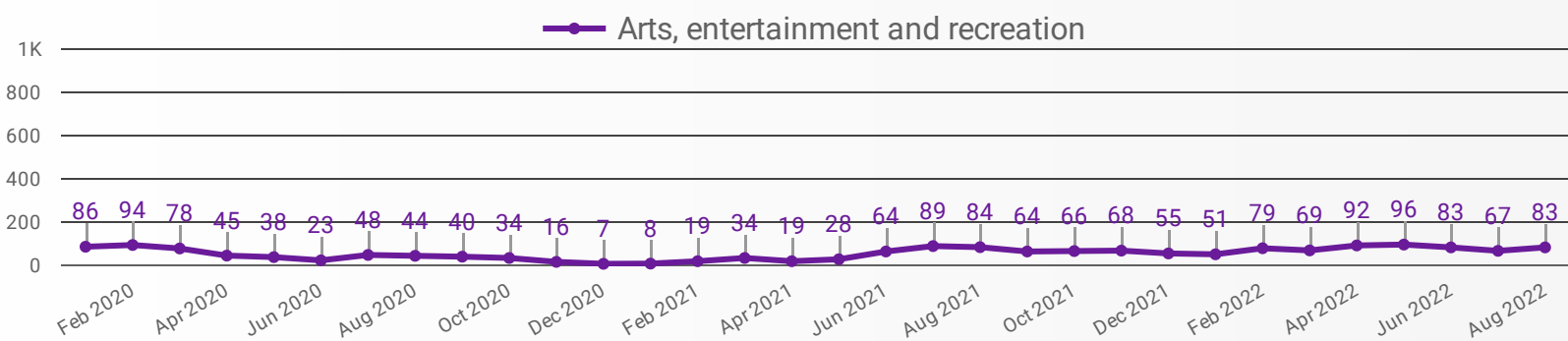
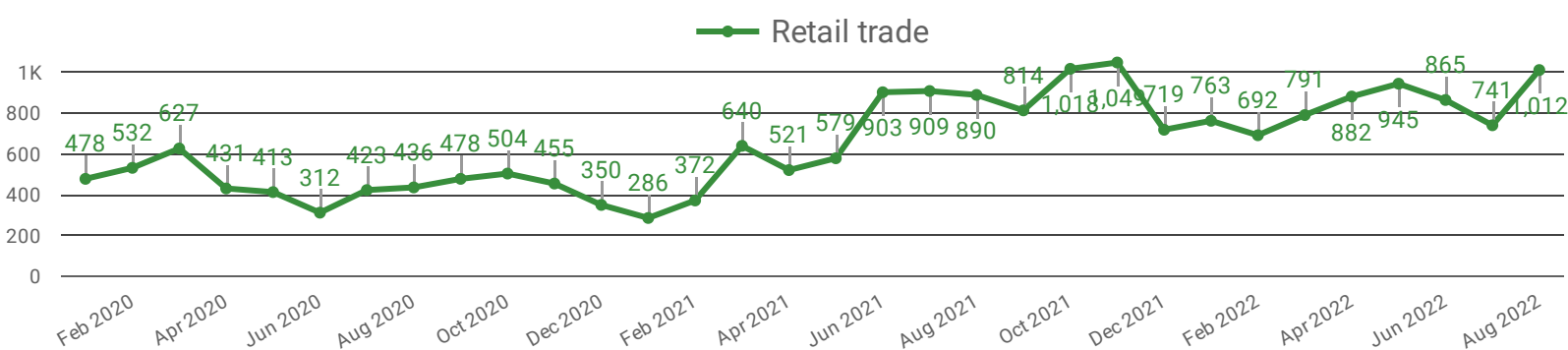
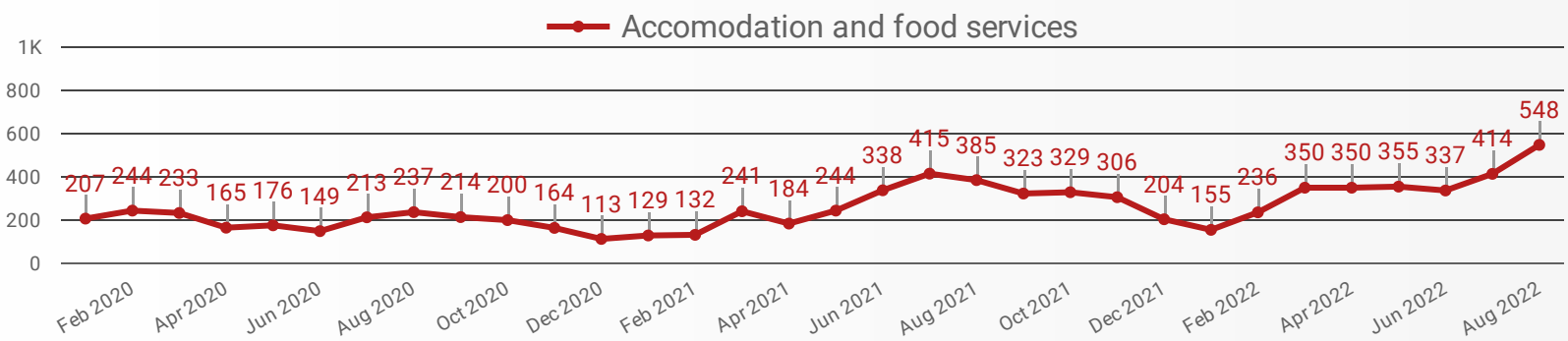
How many job postings were active for at least 1 day this month by sector?



NOTE: This graph cannot be filtered using the controls on the cover page

DEMAND BY IMPACTED SECTOR (WINDSOR-ESSEX)

How many job postings were active for at least 1 day this month by sector?



NOTE: This graph cannot be filtered using the controls on the cover page

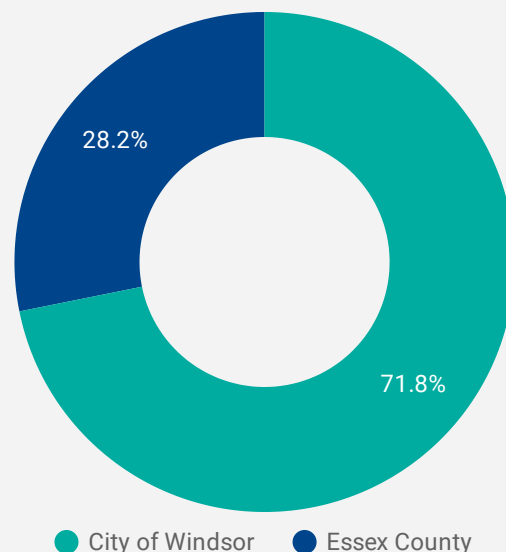
JOB POSTINGS BY MUNICIPALITY

Where are job opportunities being offered?

	MUNICIPALITY	POSTING COUNT	AVG POSTING LENGTH IN DAYS	MEDIAN POSTING LENGTH IN DAYS
1.	City of Windsor	5,460	19.1	14
2.	Municipality of Leamington	550	18.7	14
3.	Town of Tecumseh	479	17.7	14
4.	Town of Kingsville	381	18.3	14
5.	Town of Essex	246	17.5	14
6.	Town of Lakeshore	179	17.3	14
7.	Town of Amherstburg	166	17.3	14
8.	Town of LaSalle	140	16.3	14

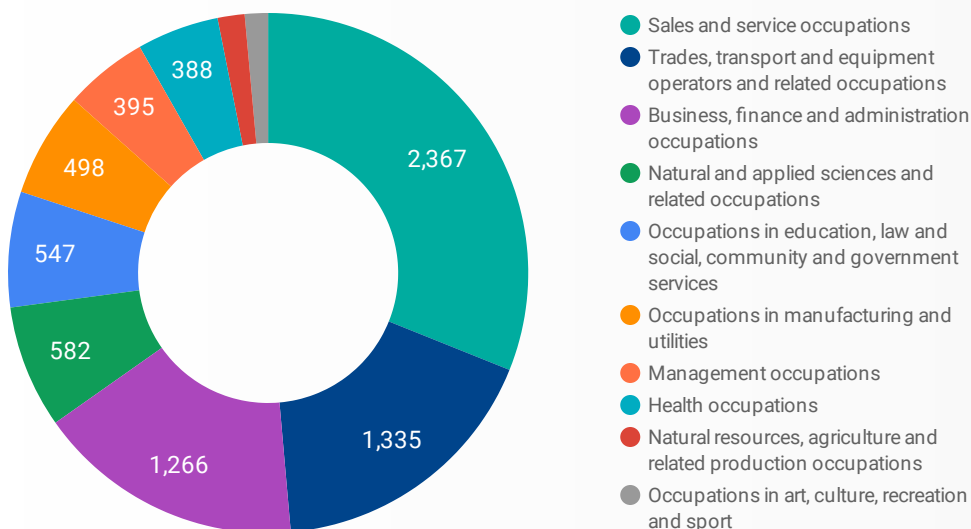
URBAN & RURAL DEMAND

Job Postings by Location



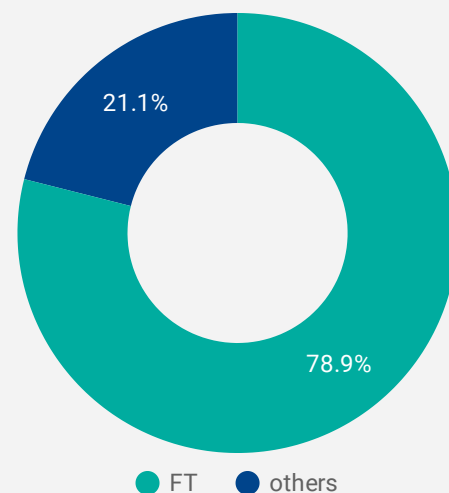
JOB POSTINGS BY SKILL TYPE

What skill type is being recruited?



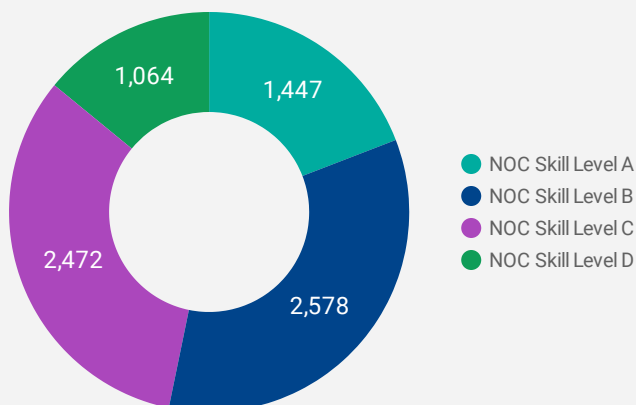
JOB TYPE

Full-time vs Part-time



JOB POSTINGS BY SKILL LEVEL

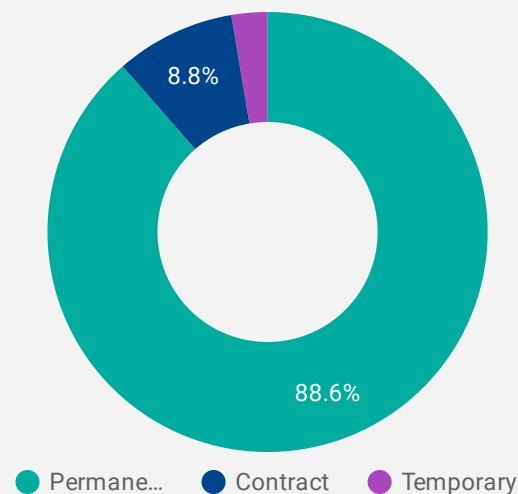
What education do occupations typically require?



Skill Level A = Usually University education | Skill Level B = Usually College education or Apprenticeship training | Skill Level C = Usually Secondary education or occupation-specific training | Skill Level D = Usually on-the-job training

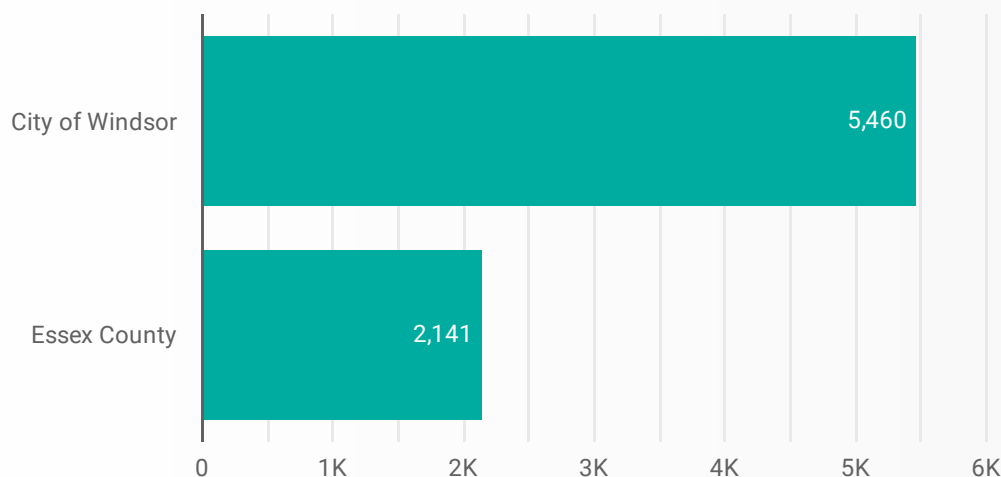
JOB DURATION

Permanency of jobs posted



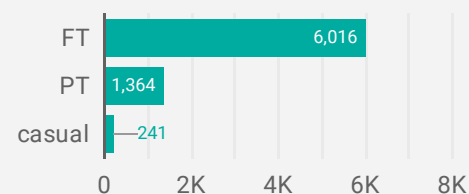
JOB POSTINGS BY COUNTY VS CITY

Job Postings by Location



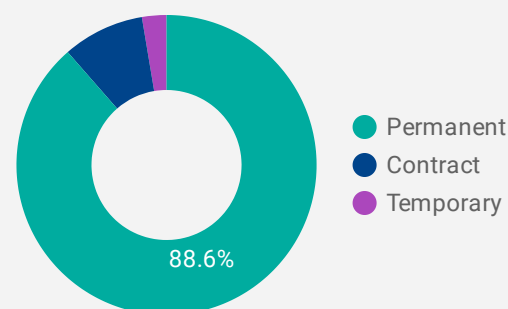
JOB TYPE

of Full-time vs Part-time Jobs



JOB DURATION

Permanency of jobs posted



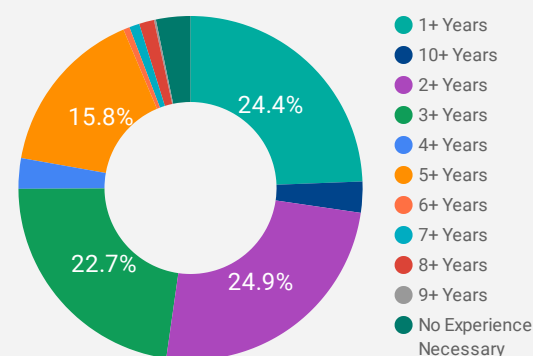
JOB POSTINGS BY MUNICIPALITY

Where are job opportunities being offered?

	MUNICIPALITY	POSTING COUNT	AVG POSTING LENGTH IN DAYS	MEDIAN POSTING LENGTH IN DAYS
1.	City of Windsor	5,460	19.1	14
2.	Municipality of Leamington	550	18.7	14
3.	Town of Tecumseh	479	17.7	14
4.	Town of Kingsville	381	18.3	14
5.	Town of Essex	246	17.5	14
6.	Town of Lakeshore	179	17.3	14
7.	Town of Amherstburg	166	17.3	14
8.	Town of LaSalle	140	16.3	14

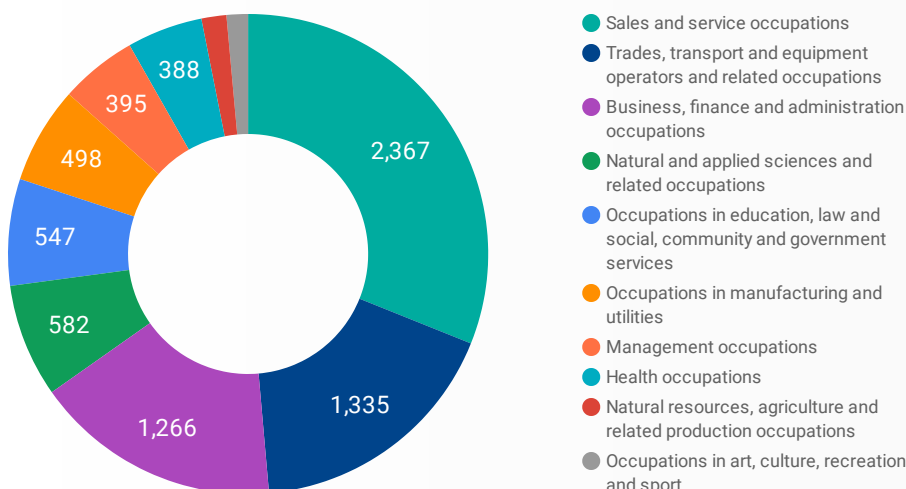
JOB EXPERIENCE LEVEL

Job Postings by Years of Experience Required



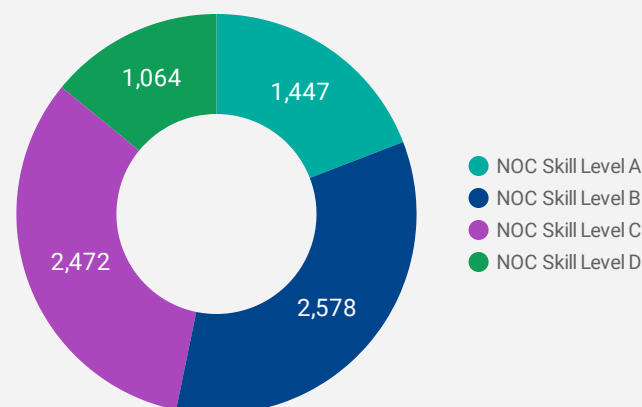
JOB POSTINGS BY JOB CATEGORY

What broad occupational category is being recruited?



JOB POSTINGS BY SKILL LEVEL

What education do occupations typically require?



Skill Level A = Usually University education | Skill Level B = Usually College education or Apprenticeship training | Skill Level C = Usually Secondary education or occupation-specific training | Skill Level D = Usually on-the-job training

TOP HIRING COMPANIES & AGENCIES

What companies are hiring?

	COMPANY	COMMUNITY	POSTINGS ▾	AVERAGE POSTING DURATION IN DAYS	MEDIAN POSTING DURATION IN DAYS
1.	Unemployed Help Centre of Windsor Inc. (Belle River)	windsor	132	85.9	89
2.	Windsor Regional Hospital - Met Campus	windsor	77	19.2	20
3.	City of Windsor Employment and Training Services (Windsor)	windsor	68	80.8	28
4.	McDonald's Restaurants	windsor	58	12.3	14
5.	Loblaw Companies Limited	windsor	56	13.0	14
6.	SUNSET Produce	kingsville	55	13.6	14
7.	Altair Engineering	windsor	51	14.0	14
8.	Pernod Ricard USA	windsor	41	13.8	14
9.	University of Windsor	windsor	40	17.3	20
10.	Sutherland Global Services, Inc.	windsor	39	15.3	14
11.	The Plasman Group	windsor	37	21.2	14
12.	BELFOR Canada	windsor	37	13.1	14
13.	Flex-N-Gate Corporation	windsor	37	13.0	14
14.	Loblaw Companies Limited	leamington	36	13.7	14
15.	NFP Corp	windsor	36	13.8	14
16.	Loblaw Companies	windsor	35	20.0	20
17.	Windsor, Corporation of the City of	windsor	34	18.0	20
18.	Mastronardi Produce Limited	kingsville	32	16.4	14
19.	Victorian Order of Nurses / VON Canada	windsor	31	13.9	18
20.	Starbucks Coffee Canada	windsor	31	14.0	14
21.	Stellantis Nv	windsor	30	14.0	14
22.	Impact Staffing Inc.	windsor	28	24.0	20
23.	UPS Canada	windsor	28	15.8	17
24.	Windsor Mold Group	windsor	28	17.2	14
25.	Shoppers Drug Mart / Pharmaprix	windsor	28	13.6	14
26.	Canadian Mental Health Association Windsor Essex County	windsor	27	18.0	20
27.	Chromalloy Gas Turbine	windsor	26	13.4	14
28.	Mucci Farms Ltd.	kingsville	26	24.6	17
29.	The Electromac Group	windsor	24	18.0	20
30.	Lancesoft	windsor	24	21.6	22

TOP HOURLY WAGES IN JOB POSTINGS

What are employers willing to pay to find the perfect candidate?

of Minimum Wage Jobs

232

	JOB TITLE	COMPANY	LOCATION	HOURLY WAGE ▾
1.	Social Worker	GoServeCare	City of Windsor	\$60 
2.	C Developer -ad	Unemployed Help Centre of Windsor Inc. (Belle River)	City of Windsor	\$60 
3.	Operations Manager, Manufacturing	CanArt Aluminum	City of Windsor	\$55.29 
4.	Electrical Estimator	Mid South Contractors	City of Windsor	\$55 
5.	Program Manager-automotive	DBSI Services	City of Windsor	\$55 
6.	Pharmacist	Valor Health	City of Windsor	\$55 
7.	Systems Administrator	University of Windsor	City of Windsor	\$52.97 
8.	Engineering Manager	Relieve Consulting Services Canada Inc.	City of Windsor	\$52.88 
9.	Sales Administrator	Crawford General Contracting Inc.	City of Windsor	\$52.5 
10.	Financial Controller Job	WBSZ HOLDINGS LTD.	City of Windsor	\$52 
11.	Chief Executive Officer - CEO - Viscon Group NA Ltd.	Viscon Group North America Ltd	Town of Kingsville	\$51.5 
12.	Hvac (heating, Ventilation And Air Conditioning) Technologist	Goudreau Personnel by Swinton Ltd.	City of Windsor	\$50 
				1 - 100 / 1277 < >

TOP SALARIES IN JOB POSTINGS

What are employers willing to pay to find the perfect candidate?

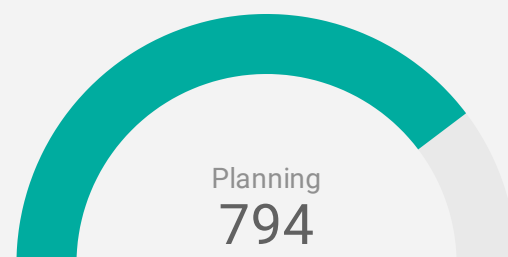
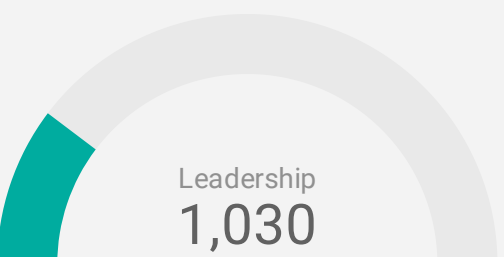
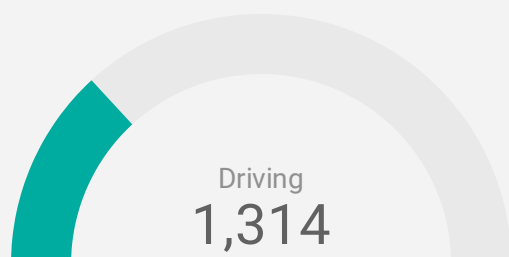
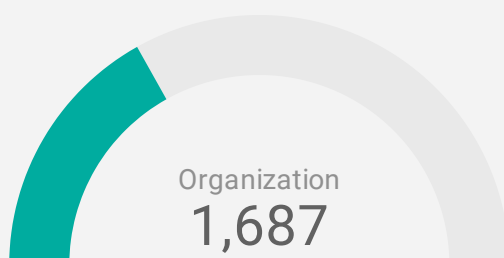
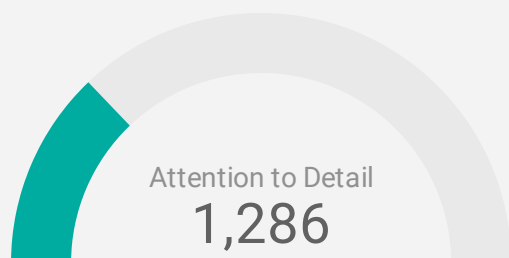

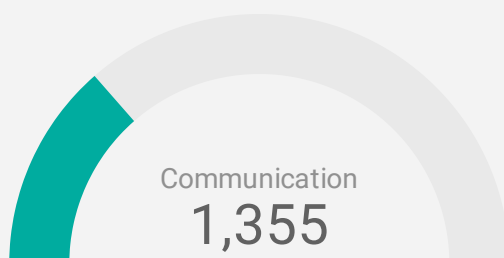
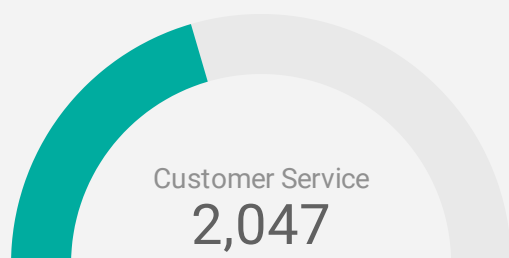
	JOB TITLE	COMPANY	LOCATION	ANNUAL SALARY ▾
1.	HIRING OWNER OPERATOR FLATBED DRIVERS	MILOS M&S TRANSPORT	City of Windsor	\$340,000 
2.	Family Physician	Valor Health	City of Windsor	\$300,000 
3.	School Of Business Dean	University of Windsor	City of Windsor	\$270,927.06 
4.	Cardiologist	Canadian Cardiac Care	City of Windsor	\$264,933 
5.	Medical Oncologist	Windsor Regional Hospital - Met Campus	City of Windsor	\$250,000 
6.	Pediatric Cardiologist	Windsor Regional Hospital - Met Campus	City of Windsor	\$250,000 
7.	Customer Service Representative	National Money Mart Company Inc.	City of Windsor	\$250,000 
8.	Customer Service Representative	Momentum Financial Services Group	City of Windsor	\$250,000 
9.	Chief Financial Officer (cfo) / Controller	Unique Tool & Gauge Inc., Gauge-Rite Inc., & In-Tek Inc.	City of Windsor	\$190,000 
10.	Vice-president - College Or	University of Windsor	City of Windsor	\$181,971.17 
				1 - 100 / 2290 < >

TOP IN-DEMAND SKILLS

How many times were these skills found in job postings?

ACTIVE JOB POSTINGS THIS MONTH

7,621



KEY JOB REQUIREMENTS

How often are these requirements desired in job postings?

ACTIVE JOB POSTINGS THIS MONTH

7,621



Driver's License
11



First Aid
321



Regular Access to a Vehicle
226



Criminal Record Check
320



Microsoft Office
645



Food Safety
208

JOB POSTINGS BY 4-DIGIT NOC, SKILL LEVEL, FREQUENCY & DURATION

What jobs are hard-to-fill and/or in-demand?

	4-DIGIT NOC CODE	4-DIGIT NOC LABEL	OCCUPATION'S SKILL LEVEL	POSTING COUNT	AVG POSTING LENGTH IN DAYS	MEDIAN POSTING LENGTH IN DAYS
1.	6421	Retail salespersons	NOC Skill Level C	544	17	14
2.	6711	Food counter attendants, kitchen helpers and related support occupations	NOC Skill Level D	246	18	14
3.	6552	Other customer and information services representatives	NOC Skill Level C	216	17	14
4.	4412	Home support workers, housekeepers and related occupations	NOC Skill Level C	177	15	14
5.	7511	Transport truck drivers	NOC Skill Level C	176	18	14.5
6.	7452	Material handlers	NOC Skill Level C	170	18	14
7.	7611	Construction trades helpers and labourers	NOC Skill Level D	161	20	15
8.	6322	Cooks	NOC Skill Level B	159	21	14
9.	6311	Food service supervisors	NOC Skill Level B	141	20	14
10.	9619	Other labourers in processing, manufacturing and utilities	NOC Skill Level D	138	21	20
11.	6733	Janitors, caretakers and building superintendents	NOC Skill Level D	134	16	14
12.	1114	Other financial officers	NOC Skill Level A	110	15	14
13.	1241	Administrative assistants	NOC Skill Level B	109	20	15
14.	0621	Retail and wholesale trade managers	NOC Skill Level A	98	20	14
15.	1221	Administrative officers	NOC Skill Level B	97	18	15
16.	7321	Automotive service technicians, truck and bus mechanics and mechanical repairers	NOC Skill Level B	88	18	14
17.	4212	Social and community service workers	NOC Skill Level B	80	17	20
18.	6622	Store shelf stockers, clerks and order fillers	NOC Skill Level D	79	15	14
19.	7232	Tool and die makers	NOC Skill Level B	78	20	14
20.	7514	Delivery and courier service drivers	NOC Skill Level C	73	20	15
21.	6541	Security guards and related security service occupations	NOC Skill Level C	68	17	15
22.	1111	Financial auditors and accountants	NOC Skill Level A	67	15	14
23.	6731	Light duty cleaners	NOC Skill Level D	67	21	15
24.	7231	Machinists and machining and tooling inspectors	NOC Skill Level B	66	20	20
25.	621	Retail and wholesale trade managers	NOC Skill Level B	62	10	14
26.	3012	Registered nurses and registered psychiatric nurses	NOC Skill Level A	62	19	20
27.	6211	Retail sales supervisors	NOC Skill Level B	60	17	14
28.	2133	Electrical and electronics engineers	NOC Skill Level A	60	23	14
29.	9617	Labourers in food and beverage processing	NOC Skill Level D	57	26	14.5

JOB POSTINGS BY 3-DIGIT NOC, SKILL LEVEL, FREQUENCY & DURATION

What jobs are hard to fill and/or in-demand?

	3-DIGIT NOC CODE	3-DIGIT NOC LABEL	OCCUPATION'S SKILL LEVEL	POSTING COUNT ▾	AVG POSTING LENGTH IN DAYS	MEDIAN POSTING LENGTH IN DAYS
1.	642	Retail salespersons	NOC Skill Level C	544	17	14
2.	751	Motor vehicle and transit drivers	NOC Skill Level C	273	18	15
3.	111	Auditors, accountants and investment professionals	NOC Skill Level A	250	15	14
4.	671	Food counter attendants, kitchen helpers and related support occupations	NOC Skill Level D	246	18	14
5.	655	Customer and information services representatives	NOC Skill Level C	241	17	14
6.	673	Cleaners	NOC Skill Level D	219	19	14
7.	122	Administrative and regulatory occupations	NOC Skill Level B	218	17	15
8.	961	Labourers in processing, manufacturing and utilities	NOC Skill Level D	211	22	20
9.	632	Chefs and cooks	NOC Skill Level B	189	21	14
10.	441	Home care providers and educational support occupations	NOC Skill Level C	183	15	14
11.	723	Machining, metal forming, shaping and erecting trades	NOC Skill Level B	183	23	20
12.	631	Service supervisors	NOC Skill Level B	178	20	14
13.	745	Longshore workers and material handlers	NOC Skill Level C	171	18	14
14.	761	Trades helpers and labourers	NOC Skill Level D	164	20	15
15.	421	Paraprofessional occupations in legal, social, community and education services	NOC Skill Level B	157	17	15
16.	124	Office administrative assistants - general, legal and medical	NOC Skill Level B	150	21	14
17.	217	Computer and information systems professionals	NOC Skill Level A	133	17	14
18.	621	Retail sales supervisors	NOC Skill Level B	122	15	14
19.	152	Supply chain logistics, tracking and scheduling co-ordination occupations	NOC Skill Level C	114	19	14
20.	213	Civil, mechanical, electrical and chemical engineers	NOC Skill Level A	111	23	14
21.	112	Human resources and business service professionals	NOC Skill Level A	111	20	14
22.	662	Other sales support and related occupations	NOC Skill Level D	111	15	14
23.	731	Machinery and transportation equipment mechanics (except motor vehicles)	NOC Skill Level B	100	21	15
24.	941	Machine operators and related workers in mineral and metal products processing and manufacturing	NOC Skill Level C	99	22	20
25.	732	Automotive service technicians	NOC Skill Level B	98	18	14
26.	062	Retail and wholesale trade managers	NOC Skill Level A	98	20	14
27.	121	Administrative services supervisors	NOC Skill Level B	96	21	14
28.	141	General office workers	NOC Skill Level C	95	23	20
					1 - 50 / 143	< >

JOB POSTINGS BY 2-DIGIT NOC, SKILL LEVEL, FREQUENCY & DURATION

What jobs are hard to fill and/or in-demand?

	2-DIGIT NOC CODE	2-DIGIT NOC LABEL	OCCUPATION'S SKILL LEVEL	POSTING COUNT ▾	AVG POSTING LENGTH IN DAYS	MEDIAN POSTING LENGTH IN DAYS
1.	64	Sales representatives and salespersons - wholesale and retail trade	NOC Skill Level C	559	17	14
2.	67	Service support and other service occupations, n.e.c.	NOC Skill Level D	490	18	14
3.	12	Administrative and financial supervisors and administrative occupations	NOC Skill Level B	486	19	14
4.	65	Service representatives and other customer and personal services occupations	NOC Skill Level C	456	17	14
5.	63	Service supervisors and specialized service occupations	NOC Skill Level B	429	20	14
6.	72	Industrial, electrical and construction trades	NOC Skill Level B	378	20	14
7.	11	Professional occupations in business and finance	NOC Skill Level A	368	16	14
8.	21	Professional occupations in natural and applied sciences	NOC Skill Level A	331	19	14
9.	75	Transport and heavy equipment operation and related maintenance occupations	NOC Skill Level C	313	18	14
10.	62	Retail sales supervisors and specialized sales occupations	NOC Skill Level B	268	16	14
11.	22	Technical occupations related to natural and applied sciences	NOC Skill Level B	251	18	14
12.	73	Maintenance and equipment operation trades	NOC Skill Level B	237	19	14
13.	96	Labourers in processing, manufacturing and utilities	NOC Skill Level D	211	22	20
14.	74	Other installers, repairers and servicers and material handlers	NOC Skill Level C	206	19	14
15.	14	Office support occupations	NOC Skill Level C	196	21	15.5
16.	94	Processing and manufacturing machine operators and related production workers	NOC Skill Level C	188	22	20
17.	44	Care providers and educational, legal and public protection support occupations	NOC Skill Level C	186	15	14
18.	76	Trades helpers, construction labourers and related occupations	NOC Skill Level D	173	20	15
19.	42	Paraprofessional occupations in legal, social, community and education services	NOC Skill Level B	160	17	15
20.	66	Sales support occupations	NOC Skill Level D	159	16	14
21.	32	Technical occupations in health	NOC Skill Level B	150	19	15
22.	06	Middle management occupations in retail and wholesale trade and customer services	NOC Skill Level A	143	21	14
23.	41	Professional occupations in law and social, community and government services	NOC Skill Level A	139	18	14
24.	15	Distribution, tracking and scheduling co-ordination occupations	NOC Skill Level C	134	18	14
25.	01	Senior managers - construction, transportation, production and utilities	NOC Skill Level A	106	22	14
26.	34	Assisting occupations in support of health services	NOC Skill Level C	93	17	14
27.	21	Professional occupations in health (except nursing)	NOC Skill Level A	82	18	14

MULTILINGUAL JOB POSTINGS BY THE NUMBERS

ACTIVE POSTINGS
696

NEW POSTINGS
503

COMPANIES
327

LANGUAGES
11

OF DAYS POSTED

AVERAGE
17.1

MEDIAN
14

MULTILINGUAL JOB POSTINGS BY SKILL LEVEL

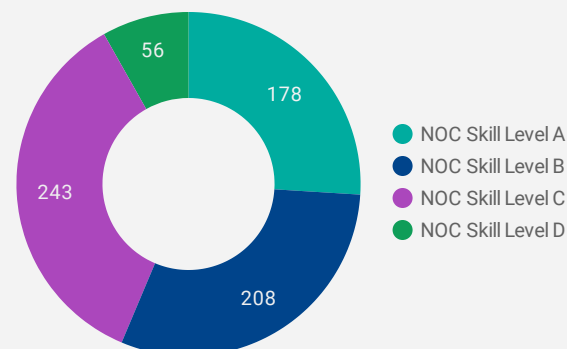
What language skills are employers looking for by occupational skill level?

178 Skill Level A - Management/ Professional Occupations usually requiring University

208 Skill Level B - Usually college education or apprenticeship training

243 Skill Level C - Usually secondary education or occupation-specific training

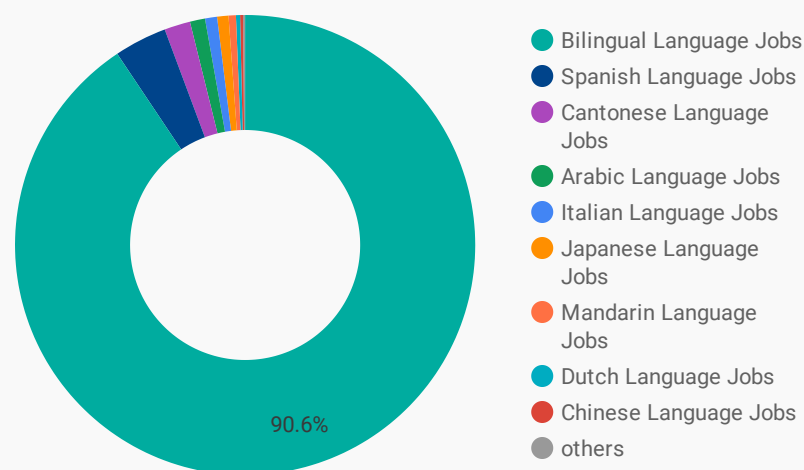
56 Skill Level D - Usually on-the-job training



LANGUAGES	NOC Skill Level A	NOC Skill Level B	NOC Skill Level C	NOC Skill Level D
Bilingual Language Jobs	160	190	217	50
Spanish Language Jobs	5	9	9	5
Cantonese Language Jobs	1		12	
Italian Language Jobs	3	5		1
Arabic Language Jobs	3	4	1	
Dutch Language Jobs	2		1	
Mandarin Language Jobs	2		1	

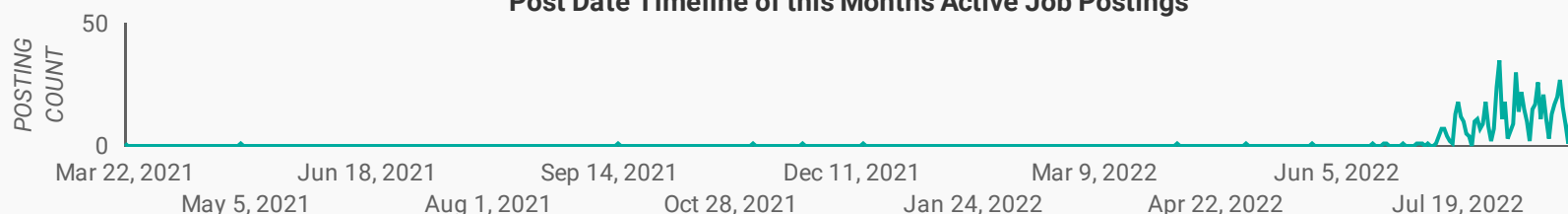
LANGUAGE SKILLS BREAKDOWN

Which kinds of language skills do employers seek?



LANGUAGES	POSTING COUNT
1. Bilingual Language Jobs	624
2. Spanish Language Jobs	29
3. Cantonese Language Jobs	13
4. Italian Language Jobs	9
5. Arabic Language Jobs	8
6. Japanese Language Jobs	4

Post Date Timeline of this Month's Active Job Postings



LANGUAGE SKILLS BEING RECRUITED BY JOB CATEGORY

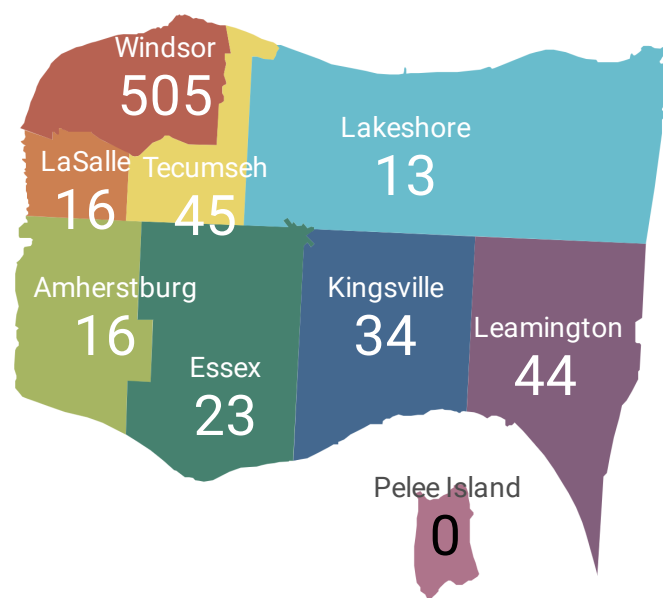
What language skills are sought by 1-Digit NOC?

BROAD OCCUPATIONAL CATEGORY	Bilingual ...	Spanish ...	Cantones...	Italian La...	Arabic La...	Japanese...	Grand total
Business, finance and administration occu...	146	6			2		155
Health occupations	62				1		63
Management occupations	31			3	2		37
Natural and applied sciences and related o...	23	3					28
Natural resources, agriculture and related ...	6	4					10
Occupations in art, culture, recreation and ...	8		1				9
Occupations in education, law and social, ...	73	2			3		80
Occupations in manufacturing and utilities	30	3				3	36
Sales and service occupations	173	6	12	6		1	201
Trades, transport and equipment operator...	72	5					77
Grand total	624	29	13	9	8	4	696

MULTILINGUAL JOB POSTINGS BY MUNICIPALITY

What language skills are sought by 4-Digit NOC?

	MUNICIPALITY	POSTINGS	AVG POSTING LENGTH IN DAYS	MEDIAN POSTING LENGTH IN DAYS
1.	City of Windsor	505	19.1	14
2.	Town of Tecumseh	45	17.7	14
3.	Municipality of Leamington	44	18.7	14
4.	Town of Kingsville	34	18.3	14
5.	Town of Essex	23	17.5	14
6.	Town of Amherstburg	16	17.3	14
7.	Town of LaSalle	16	16.3	14
8.	Town of Lakeshore	13	17.3	14



	UPPER TIER	POSTINGS	AVG POSTING LENGTH IN DAYS	MEDIAN POSTING LENGTH IN DAYS
1.	City of Windsor	505	19.1	14
2.	Essex County	191	17.9	14

LANGUAGE DEMAND BY JOB

What language skills are sought by 4-Digit NOC?

4 DIGIT NOC NAME		POSTINGS ▾
1.	Retail salespersons	55
2.	Other customer and information service...	48
3.	Registered nurses and registered psychi...	26
4.	Financial auditors and accountants	20
5.	Administrative assistants	18
6.	Social and community service workers	15
7.	Material handlers	14
8.	Social workers	14
9.	Food counter attendants, kitchen helpers...	13
10.	Home support workers, housekeepers an...	13
11.	Retail and wholesale trade managers	13
12.	Cooks	12
13.	Other financial officers	10
14.	Other labourers in processing, manufact...	10
15.	Construction trades helpers and labourers	10
16.	Receptionists	9
17.	Delivery and courier service drivers	9
18.	Customer and information services supe...	9
19.	Licensed practical nurses	9
20.	Transport truck drivers	8
21.	Food service supervisors	8
22.	Human resources and recruitment officers	8
23.	Administrative officers	7
24.	Construction managers	7
25.	Human resources professionals	7
26.	Other assisting occupations in support o...	6
27.	Janitors, caretakers and building superin...	6
28.	Medical administrative assistants	6
29.	User support technicians	6
30.	General office support workers	6
31.	Business development officers and mark...	6
32.	Health information management occupa...	6
1 - 100 / 181		< >

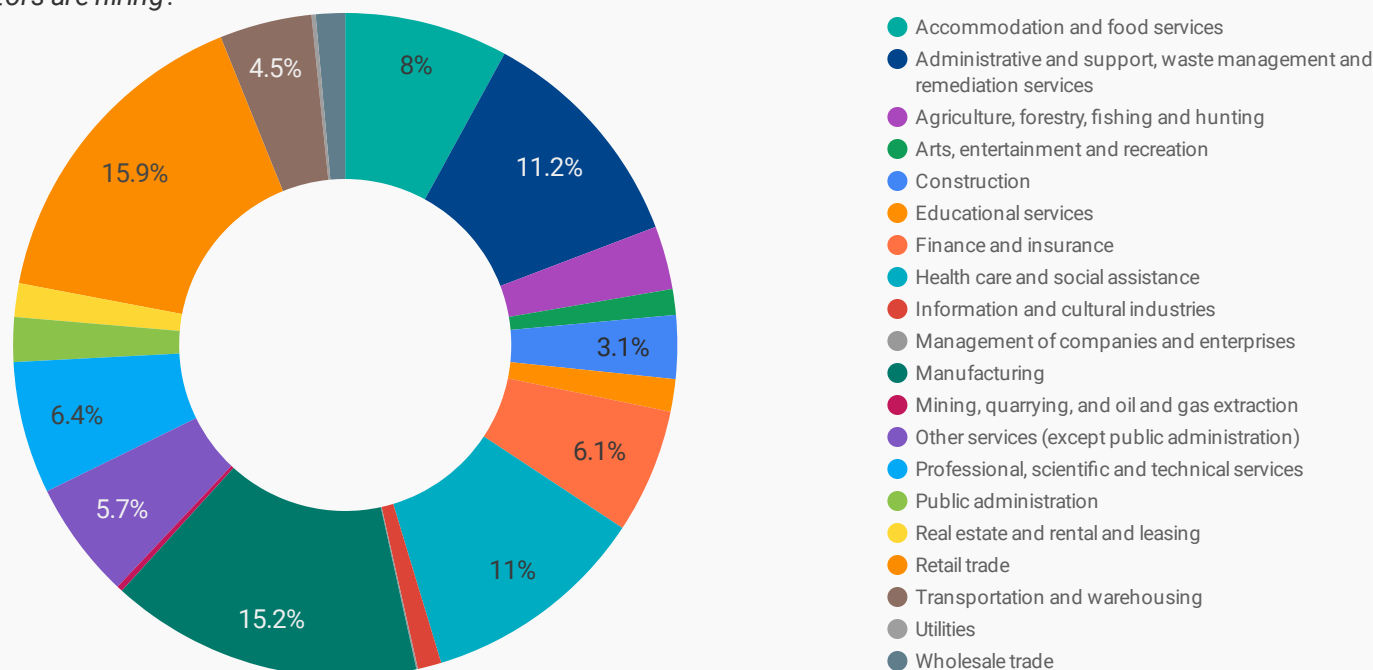
MULTILINGUAL HIRING EMPLOYERS

Which employers are seeking multilingual candidates?

COMPANY		POSTINGS ▾
1.	Windsor Regional Hospital - Met Campus	52
2.	The Source (Windsor)	21
3.	Liquor Control Board of Ontario	19
4.	Victoria Order Of Nurses	17
5.	Global Excel Management	14
6.	Intuit	13
7.	HÃ'tel-Dieu Grace Healthcare	12
8.	The Job Shoppe Incorporated	11
9.	The Source (Bell) Electronics Inc. (Amherstburg)	11
10.	NFP Corp	10
11.	ProPharma Group	9
12.	Victorian Order of Nurses / VON Canada	9
13.	Legacy Personnel Solutions	7
14.	Canadian Mental Health Association Windsor Essex County	7
15.	Laura Canada	7
16.	Bell	6
17.	PWC / PricewaterhouseCoopers LLP	6
18.	Family Services Windsor-Essex	5
19.	Green Shield Canada	5
20.	Canon Canada	5
21.	University of Windsor	5
22.	Hearn Industrial Services	5
23.	Armandos Pizza Belle River	4
24.	Highline Mushrooms	4
25.	E3 WORKS	4
26.	Unique Tool & Gauge Inc.	4
27.	Personnel by Elsie	4
28.	Bayshore HealthCare	4
1 - 50 / 330		< >

TOP HIRING SECTORS BY 2-DIGIT NAICS CODE

What sectors are hiring?



	NAICS CODE	2-DIGIT NAICS LABEL	POSTING COUNT	AVG POSTING LENGTH IN DAYS	MEDIAN POSTING LENGTH IN DAYS
1.	31-33	Manufacturing	1,068	18.0	14
2.	44-45	Retail trade	1,012	15.8	14
3.	62	Health care and social assistance	874	27.7	14
4.	56	Administrative and support, waste management and remediation services	841	18.4	20
5.	72	Accommodation and food services	548	16.6	14
6.	54	Professional, scientific and technical services	476	17.2	14
7.	81	Other services (except public administration)	440	19.5	14
8.	52	Finance and insurance	403	15.8	14
9.	48-49	Transportation and warehousing	329	17.4	14
10.	11	Agriculture, forestry, fishing and hunting	237	21.3	20
11.	23	Construction	228	21.4	14
12.	91	Public administration	182	17.7	16
13.	41	Wholesale trade	119	19.4	14
14.	53	Real estate and rental and leasing	117	17.1	14
15.	61	Educational services	117	17.4	14
16.	71	Arts, entertainment and recreation	83	17.3	14
17.	51	Information and cultural industries	81	17.6	15
18.	21	Mining, quarrying, and oil and gas extraction	20	14.4	14
19.	22	Utilities	14	14.1	14
20.	55	Management of companies and enterprises	6	27.4	14

NOTE: NAICS code 56 includes Employment Agencies. Manufacturing includes codes 31-33, Retail Trade includes codes 44-45 and Transportation and Warehousing includes codes 48-49.

TOP HIRING SECTORS BY 3-DIGIT NAICS CODE

What sectors are hiring?

	NAICS CODE	3-DIGIT NAICS LABEL	POSTING COUNT ▾	AVERAGE POSTING LENGTH IN DAYS	MEDIAN POSTING LENGTH IN DAYS
1.	561	Administrative and support services	824	18.5	20
2.	722	Food services and drinking places	491	16.6	14
3.	541	Professional, scientific and technical services	476	17.2	14
4.	624	Social assistance	340	47.5	20
5.	333	Machinery manufacturing	255	18.3	14
6.	621	Ambulatory health care services	253	15.2	14
7.	813	Religious, grant-making, civic, and professional and similar organizations	230	20.2	15
8.	111	Crop production	228	21.3	20
9.	445	Food and beverage stores	218	15.2	14
10.	336	Transportation equipment manufacturing	208	16.2	14
11.	522	Credit intermediation and related activities	204	16.4	14
12.	623	Nursing and residential care facilities	187	16.6	14
13.	484	Truck transportation	180	18.6	14
14.	448	Clothing and clothing accessories stores	162	15.2	14
15.	332	Fabricated metal product manufacturing	149	21.6	20
16.	238	Specialty trade contractors	146	17.9	14
17.	811	Repair and maintenance	135	17.4	14
18.	524	Insurance carriers and related activities	132	15.2	14
19.	452	General merchandise stores	127	14.5	14
20.	446	Health and personal care stores	122	16.2	14
21.	913	Local, municipal and regional public administration	121	18.1	19
22.	611	Educational services	117	17.4	14
23.	453	Miscellaneous store retailers	105	16.9	14
24.	311	Food manufacturing	103	15.6	14
25.	622	Hospitals	94	19.4	20
26.	492	Couriers and messengers	87	14.7	14
27.	339	Miscellaneous manufacturing	84	18.2	14
28.	312	Beverage and tobacco product manufacturing	82	14.5	14
29.	713	Amusement, gambling and recreation industries	81	17.4	14
30.	531	Real estate	77	17.2	14
31.	442	Furniture and home furnishings stores	71	16.0	14

TOP HIRING SECTORS BY 4-DIGIT NAICS CODE

What sectors are hiring?

	NAICS CODE	4-DIGIT NAICS LABEL	POSTING COUNT ▾	AVERAGE POSTING LENGTH IN DAYS	MEDIAN POSTING DAYS IN LENGTH
1.	5613	Employment services	610	18.9	20
2.	7225	Full-service restaurants and limited-service eating places	411	16.8	14
3.	6241	Individual and family services	222	60.7	25
4.	8134	Civic and social organizations	214	21.1	15
5.	5413	Architectural, engineering and related services	189	18.5	14
6.	4451	Grocery stores	188	15.2	14
7.	1119	Other crop farming	169	20.5	20
8.	4841	General freight trucking	153	19.2	14.5
9.	4481	Clothing stores	148	15.2	14
10.	5221	Depository credit intermediation	143	15.7	14
11.	3335	Metalworking machinery manufacturing	142	15.0	14
12.	3361	Motor vehicle manufacturing	137	15.7	14
13.	6231	Nursing care facilities	126	16.8	14
14.	4461	Health and personal care stores	122	16.2	14
15.	5242	Agencies, brokerages and other insurance related activities	120	15.7	14
16.	9139	Other local, municipal and regional public administration	113	18.1	19
17.	4529	Other general merchandise stores	105	13.9	14
18.	6221	General medical and surgical hospitals	94	19.4	20
19.	3119	Other food manufacturing	90	15.5	14
20.	5416	Management, scientific and technical consulting services	88	16.9	14
21.	8111	Automotive repair and maintenance	81	19.4	15
22.	7139	Other amusement and recreation industries	80	17.5	14
23.	5617	Services to buildings and dwellings	71	16.6	14
24.	3322	Cutlery and hand tool manufacturing	70	24.7	20
25.	4431	Electronics and appliance stores	70	17.7	20
26.	6216	Home health care services	68	14.2	14
27.	6213	Offices of other health practitioners	68	17.3	20
28.	4539	Other miscellaneous store retailers	68	17.7	14
29.	4921	Couriers	65	14.2	14
30.	3363	Motor vehicle parts manufacturing	65	16.9	17
31.	6244	Child day-care services	62	17.2	14

TOP HIRING SECTORS BY 5-DIGIT NAICS CODE

What sectors are hiring?

	NAICS CODE	5-DIGIT NAICS LABEL	POSTING COUNT ▾	AVERAGE POSTING LENGTH IN DAYS	MEDIAN POSTING LENGTH IN DAYS
1.	56131	Employment placement agencies and executive search services	610	18.9	20
2.	72251	Full-service restaurants and limited-service eating places	411	16.8	14
3.	81341	Civic and social organizations	214	21.1	15
4.	54133	Engineering services	179	18.5	14
5.	62419	Other individual and family services	176	73.3	73
6.	44511	Supermarkets and other grocery (except convenience) stores	173	14.5	14
7.	11199	All other crop farming	169	20.5	20
8.	33351	Metalworking machinery manufacturing	142	15.0	14
9.	33611	Automobile and light-duty motor vehicle manufacturing	134	15.7	14
10.	62311	Nursing care facilities	126	16.8	14
11.	48412	General freight trucking, long distance	123	20.5	14
12.	52211	Banking	119	14.6	14
13.	91391	Other local, municipal and regional public administration	113	18.1	19
14.	45299	All other general merchandise stores	105	13.9	14
15.	62211	General medical and surgical hospitals	94	19.4	20
16.	52421	Insurance agencies and brokerages	88	15.5	14
17.	31199	All other food manufacturing	79	15.6	14
18.	44611	Pharmacies and drug stores	72	14.8	14
19.	44314	Electronics and appliance stores	70	17.7	20
20.	33221	Cutlery and hand tool manufacturing	70	24.7	20
21.	62161	Home health care services	68	14.2	14
22.	49211	Couriers	65	14.2	14
23.	62441	Child day-care services	62	17.2	14
24.	44211	Furniture stores	61	17.2	14
25.	33399	All other general-purpose machinery manufacturing	61	19.2	14
26.	33299	All other fabricated metal product manufacturing	60	17.4	14
27.	32619	Other plastic product manufacturing	54	17.2	20
28.	33637	Motor vehicle metal stamping	53	17.5	20
29.	62149	Other out-patient care centres	53	14.2	14
30.	62331	Community care facilities for the elderly	51	16.1	14
31.	71394	Fitness and recreational sports centres	47	16.2	14

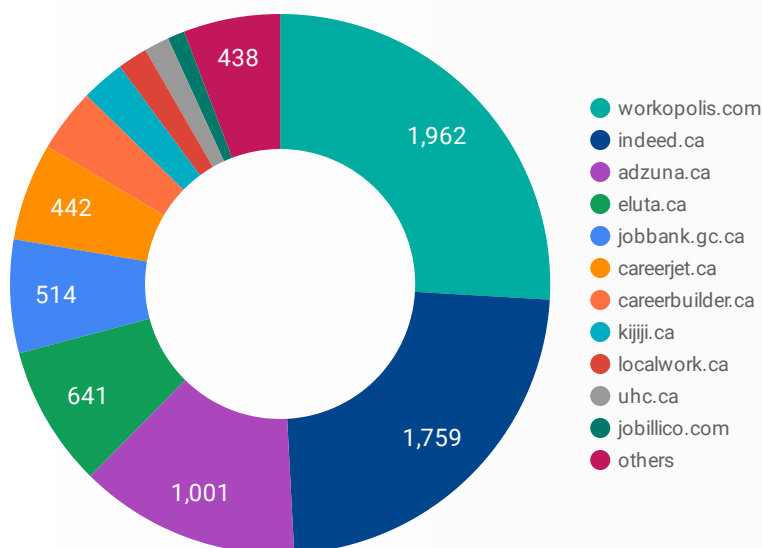
TOP HIRING SECTORS BY 6-DIGIT NAICS CODE

What sectors are hiring?

	NAICS CODE	6-DIGIT NAICS LABEL	POSTING COUNT ▾	AVG POSTING LENGTH IN DAYS	MEDIAN POSTING LENGTH IN DAYS
1.	561310	Employment placement agencies and executive search services	610	18.9	20
2.	722512	Limited-service eating places	250	14.3	14
3.	813410	Civic and social organizations	214	21.1	15
4.	541330	Engineering services	179	18.5	14
5.	624190	Other individual and family services	176	73.3	73
6.	445110	Supermarkets and other grocery (except convenience) stores	173	14.5	14
7.	722511	Full-service restaurants	161	20.4	14
8.	336110	Automobile and light-duty motor vehicle manufacturing	134	15.7	14
9.	623110	Nursing care facilities	126	16.8	14
10.	333511	Industrial mould manufacturing	125	15.1	14
11.	111993	Fruit and vegetable combination farming	121	21.2	14
12.	522111	Personal and commercial banking industry	119	14.6	14
13.	913910	Other local, municipal and regional public administration	113	18.1	19
14.	452999	All other miscellaneous general merchandise stores	105	13.9	14
15.	484122	General freight trucking, long distance, less than truck-load	98	22.0	14
16.	622111	General (except paediatric) hospitals	94	19.4	20
17.	524210	Insurance agencies and brokerages	88	15.5	14
18.	311990	All other food manufacturing	79	15.6	14
19.	446110	Pharmacies and drug stores	72	14.8	14
20.	332210	Cutlery and hand tool manufacturing	70	24.7	20
21.	443143	Appliance, television and other electronics stores	70	17.7	20
22.	621610	Home health care services	68	14.2	14
23.	492110	Couriers	65	14.2	14
24.	624410	Child day-care services	62	17.2	14
25.	442110	Furniture stores	61	17.2	14
26.	333990	All other general-purpose machinery manufacturing	61	19.2	14
27.	332999	All other miscellaneous fabricated metal product manufacturing	60	17.4	14
28.	336370	Motor vehicle metal stamping	53	17.5	20
29.	623310	Community care facilities for the elderly	51	16.1	14
30.	621494	Community health centres	51	14.2	14
31.	111999	All other miscellaneous crop farming	48	18.8	20

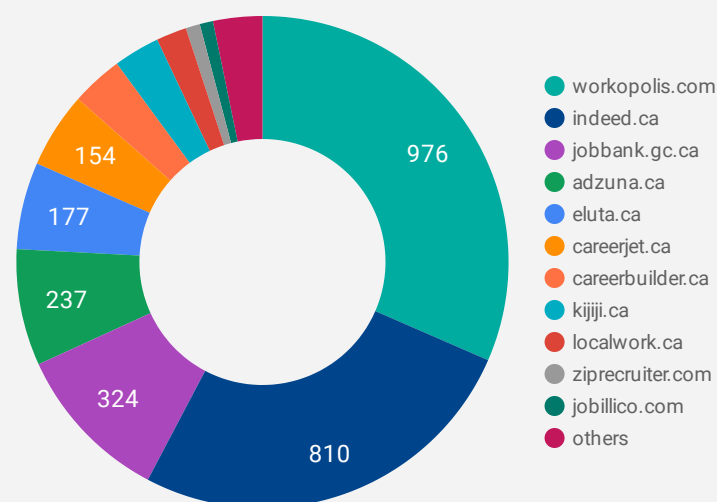
JOB POSTINGS BY JOB BOARD

What share of unique job postings appear on each job board?



COMPANIES BY JOB BOARD

What share of unique job postings appear on each job board?



JOB POSTING DETAILS BY JOB BOARD

How does job posting activity differ by job board?

	JOB BOARD	POSTING COUNT	AVG POSTING LENGTH IN DAYS	MEDIAN POSTING LENGTH IN DAYS	# OF COMPANIES
1.	workopolis.com	1,962	14	14	976
2.	indeed.ca	1,759	20	20	810
3.	adzuna.ca	1,001	14	14	237
4.	eluta.ca	641	19	20	177
5.	jobbank.gc.ca	514	35	22	324
6.	careerjet.ca	442	22	22	154
7.	careerbuilder.ca	287	11	14	105
8.	kijiji.ca	197	15	15	94
9.	localwork.ca	136	6	5	62
10.	uhc.ca	113	102	101	1
11.	jobillico.com	78	17	10.5	27
12.	citywindsor.ca	70	81	28	2
13.	ziprecruiter.com	40			29
14.	careerarc.com	39	17	14	11
15.	canadianexecutivesearch.com	27	20	15	1
16.	ymcaswo.ca	25			1
17.	careerowl.ca	25	366	366	8
18.	apmaautohr.com	23	26	24	3

MAPPING THIS MONTH'S ACTIVE JOB POSTINGS IN WINDSOR-ESSEX

How many job postings were active for at least 1 day this month?

