

JOB DEMAND REPORT

JULY 2022

HIGHLIGHTS

JOB POSTINGS BY THE NUMBERS

TOTAL POSTINGS	NEW THIS MONTH	COMPANIES	JOB BOARDS
6,369	3,633	1,953	45

OF DAYS POSTED

AVERAGE	MEDIAN
18.1	14

REPORT BUILDER

The default filter selection below will show all job demand data for the month. You can use the filters to create a customized report for the purpose of understanding a subset of the data.

OCCUPATION FILTERS

SKILL TYPE NAME / 1-DIGIT NOC	▼
MAJOR GROUP / 2-DIGIT NOC	▼
MINOR GROUP / 3-DIGIT NOC	▼
UNIT GROUP / 4-DIGIT NOC	▼
SKILL LEVEL	▼
JOB TYPE	▼
JOB DURATION	▼
ADDITIONAL LANGUAGE	▼
SPECIFIC JOB TAGS	▼

INDUSTRY/SECTOR FILTERS

HIRING SECTOR BY 2-DIGIT NAICS CODE	▼
HIRING SECTOR BY 3-DIGIT NAICS CODE	▼
HIRING SECTOR BY 4-DIGIT NAICS CODE	▼
HIRING SECTOR BY 5-DIGIT NAICS CODE	▼
HIRING SECTOR BY 6-DIGIT NAICS CODE	▼

OTHER FILTERS

MUNICIPALITY	▼
CITY OR COUNTY	▼
JOB BOARD	▼

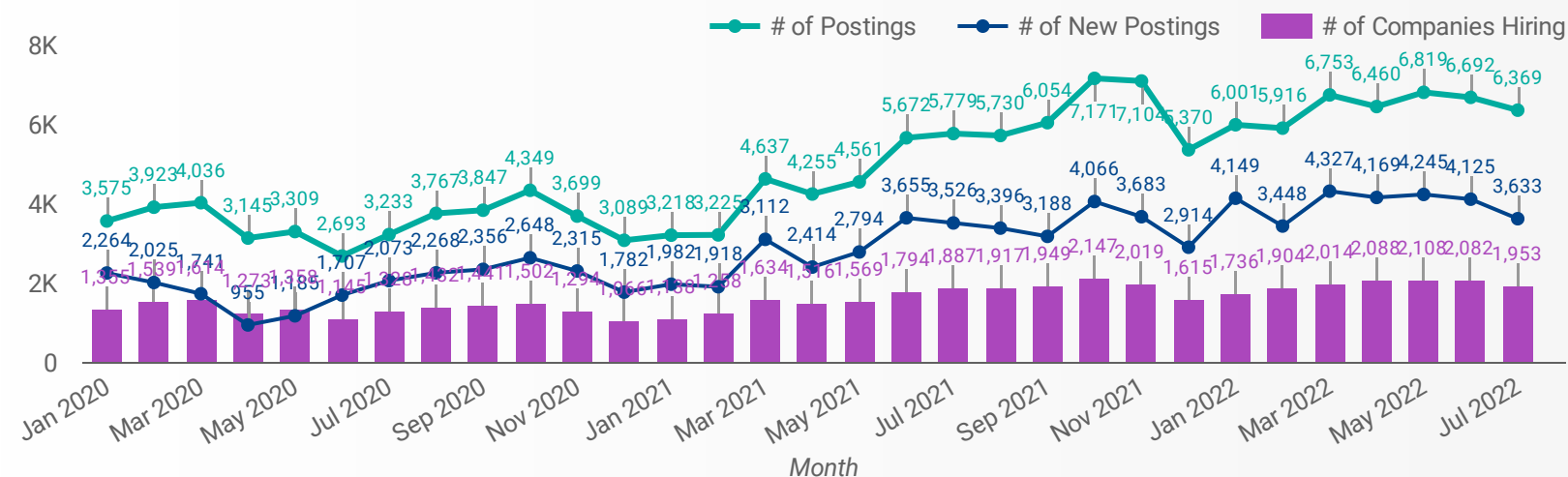
NOC = National Occupation Classification | NAICS = North American Industry Classification System

Source:

Job posting data collected by Workforce WindsorEssex from job boards and employer websites who recruit candidates in Windsor-Essex.

JOB POSTINGS BY MONTH FOR WINDSOR-ESSEX

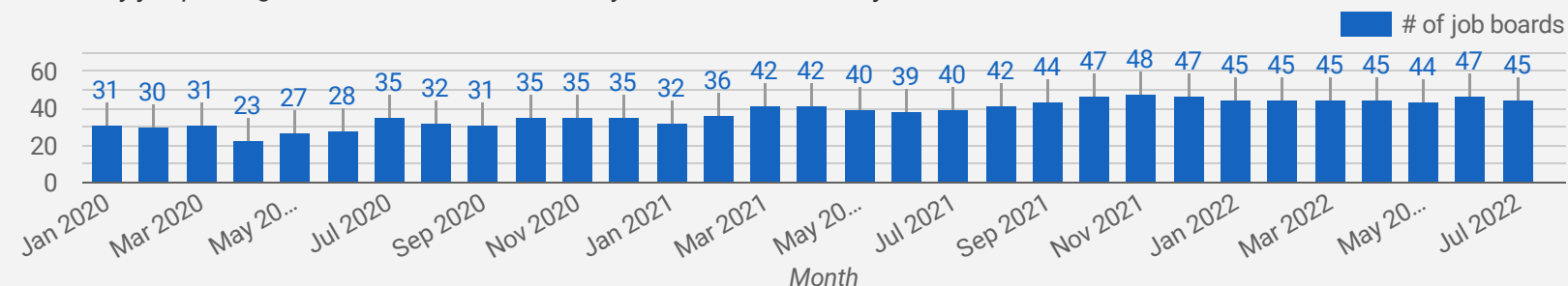
How many job postings were active for at least 1 day this month?



NOTE: This graph cannot be filtered using the controls on the cover page

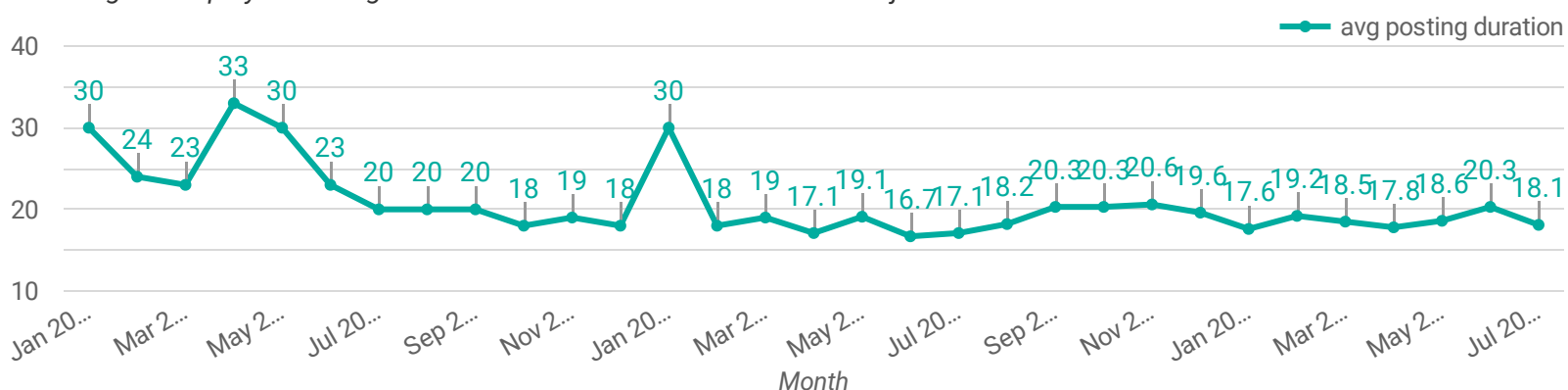
NUMBER OF ACTIVE JOB BOARDS

How many job postings were active for at least 1 day this month on these job boards?



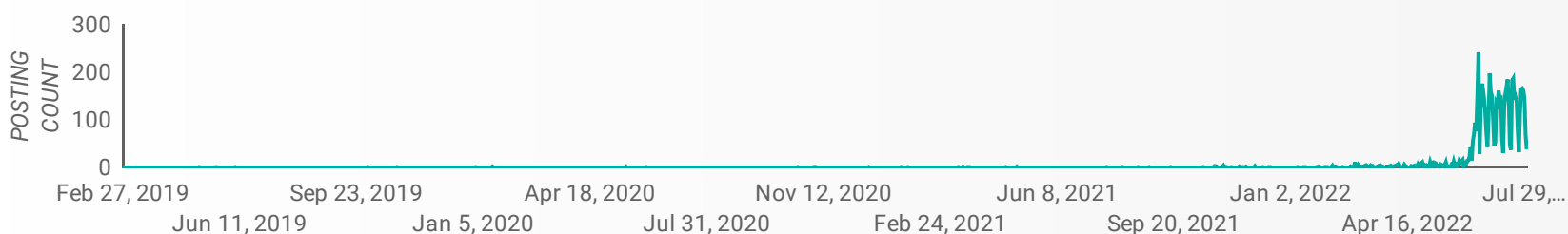
AVG & MEDIAN POSTING LENGTH BY DAYS

How long are employers having to recruit for to find candidates to fill their job vacancies?



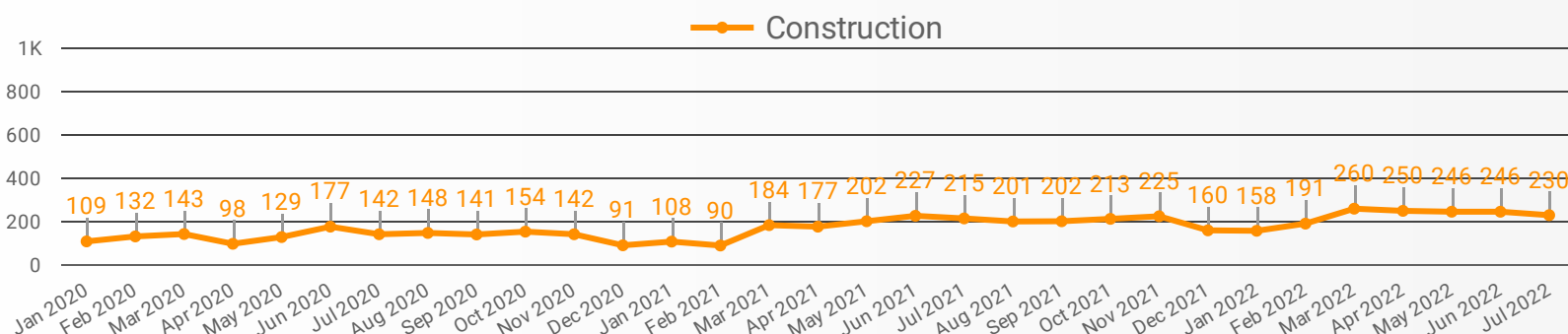
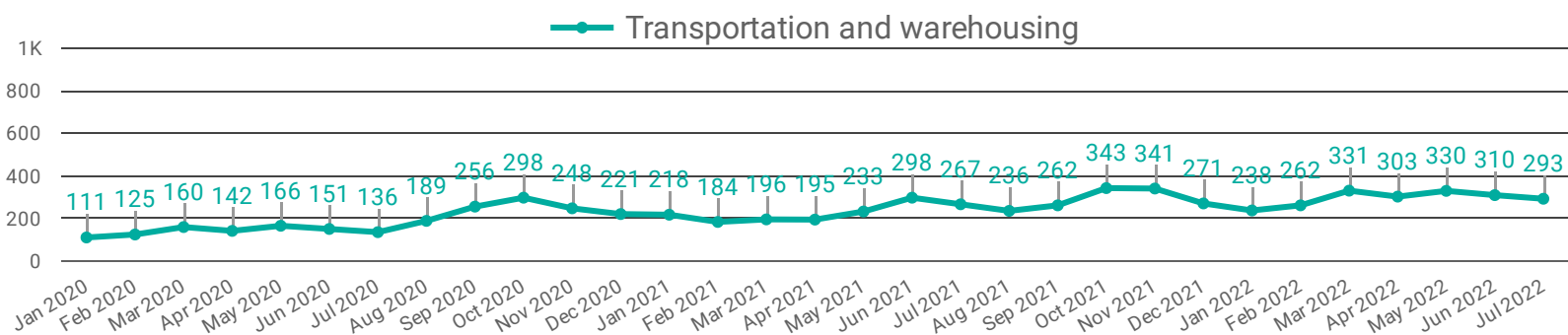
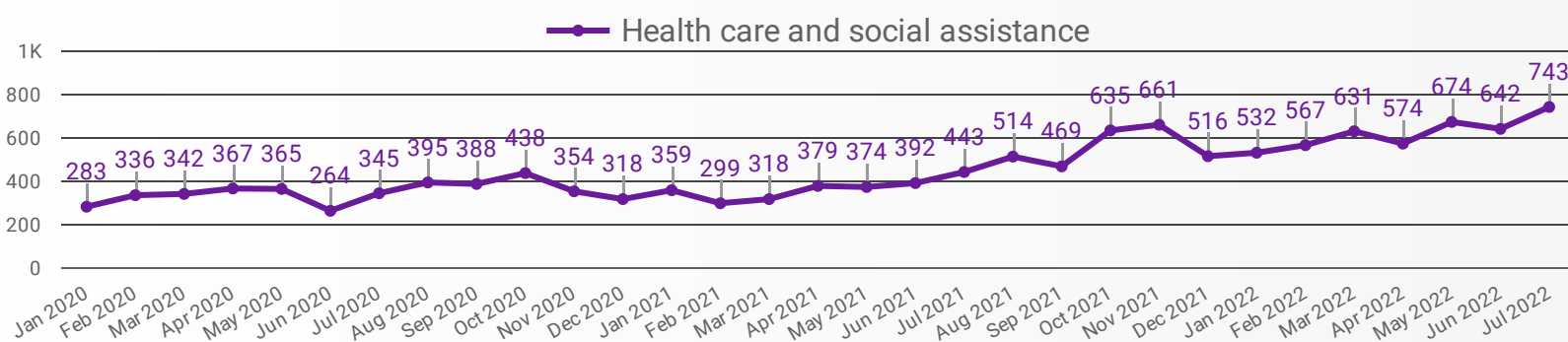
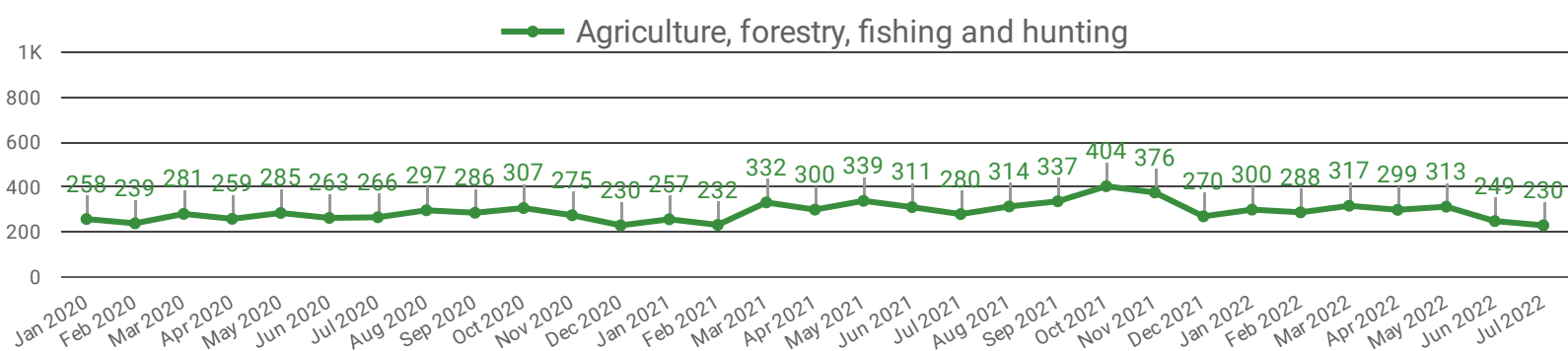
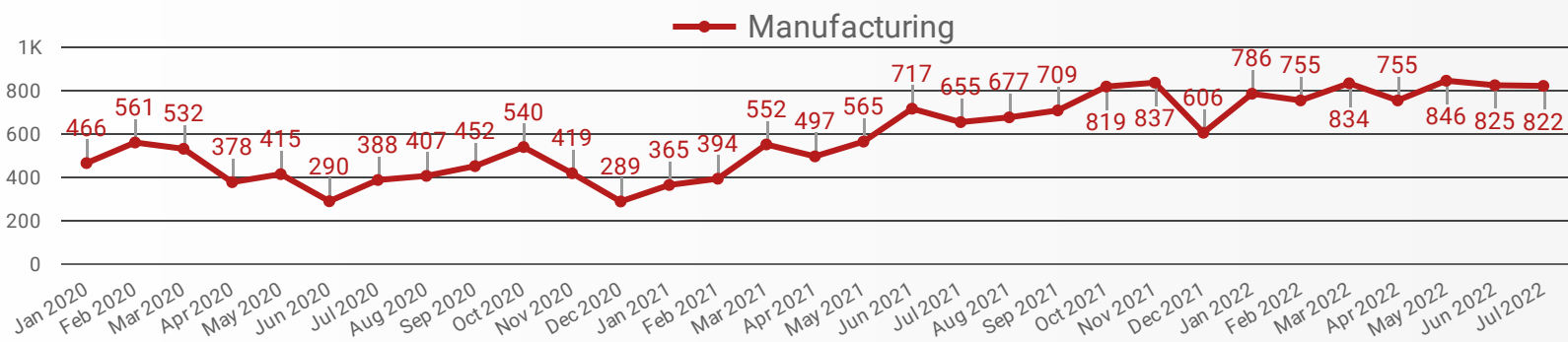
POST DATE TIMELINE FOR THIS MONTH'S ACTIVE JOB POSTINGS

How many job postings were active for at least 1 day this month?



DEMAND BY KEY SECTOR (WINDSOR-ESSEX)

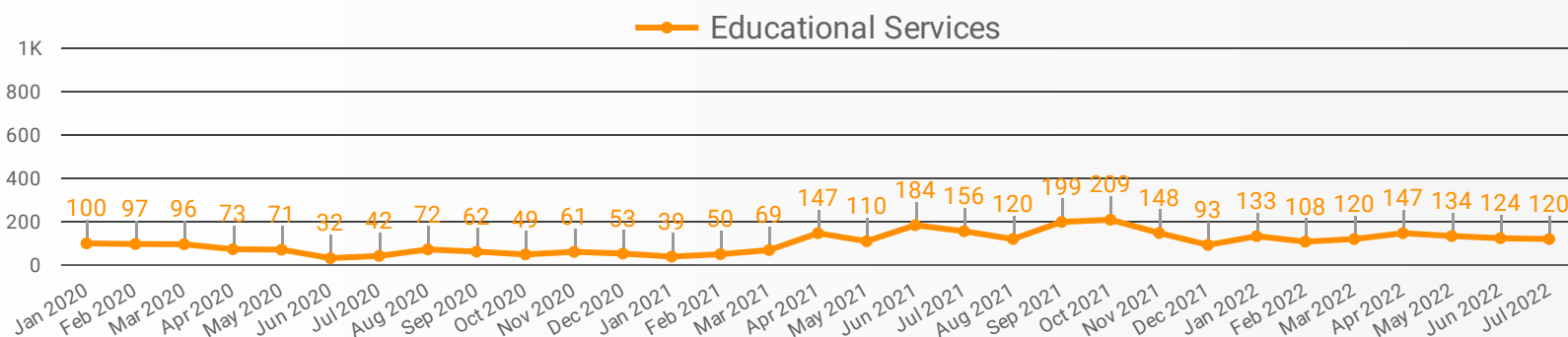
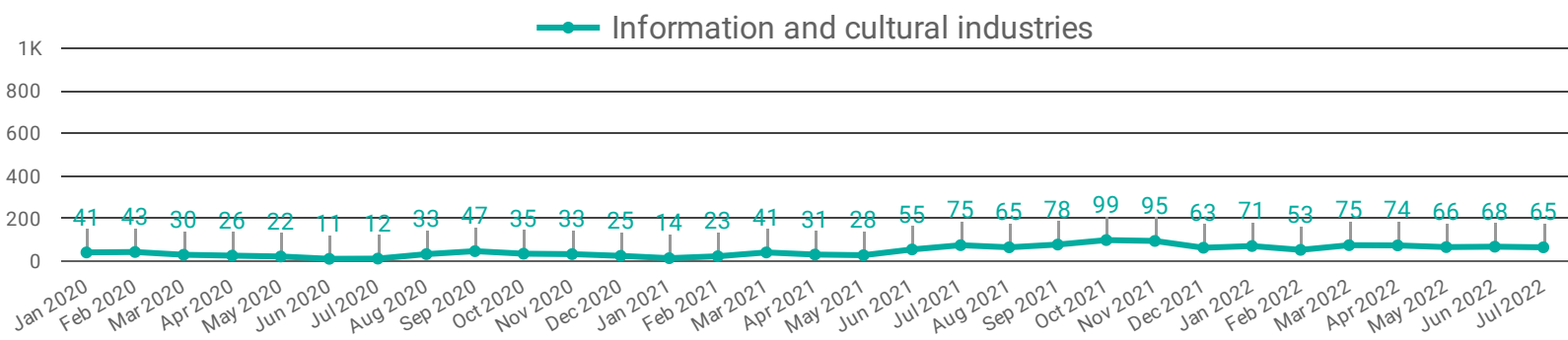
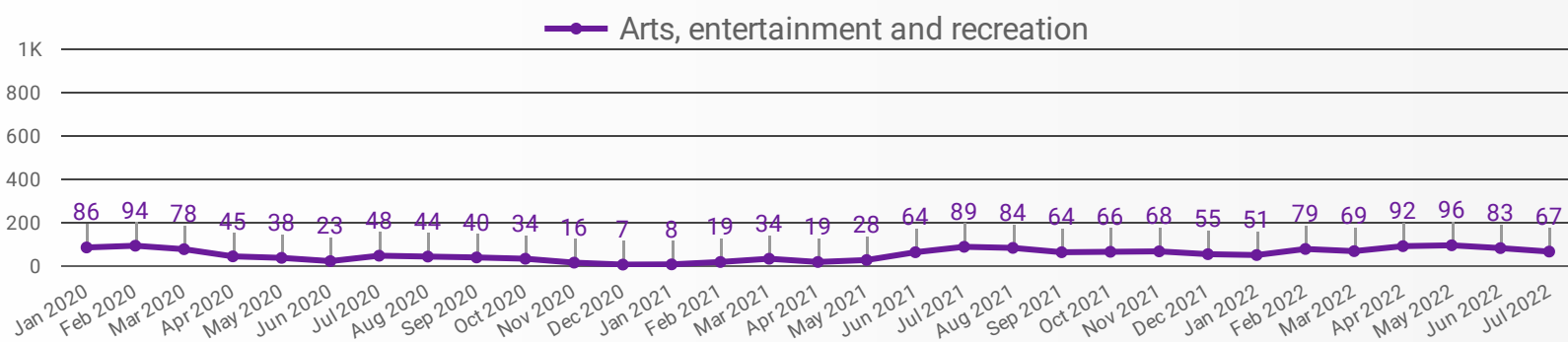
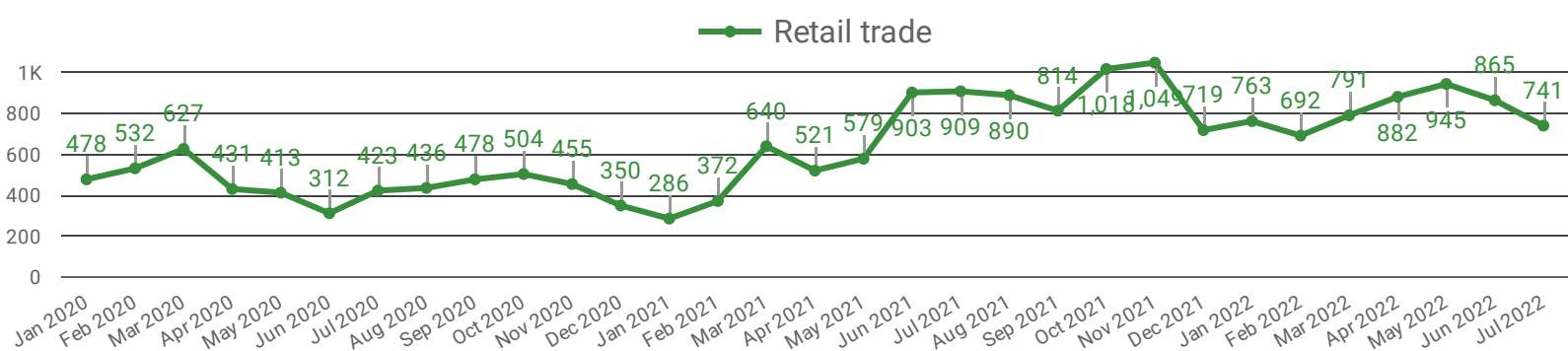
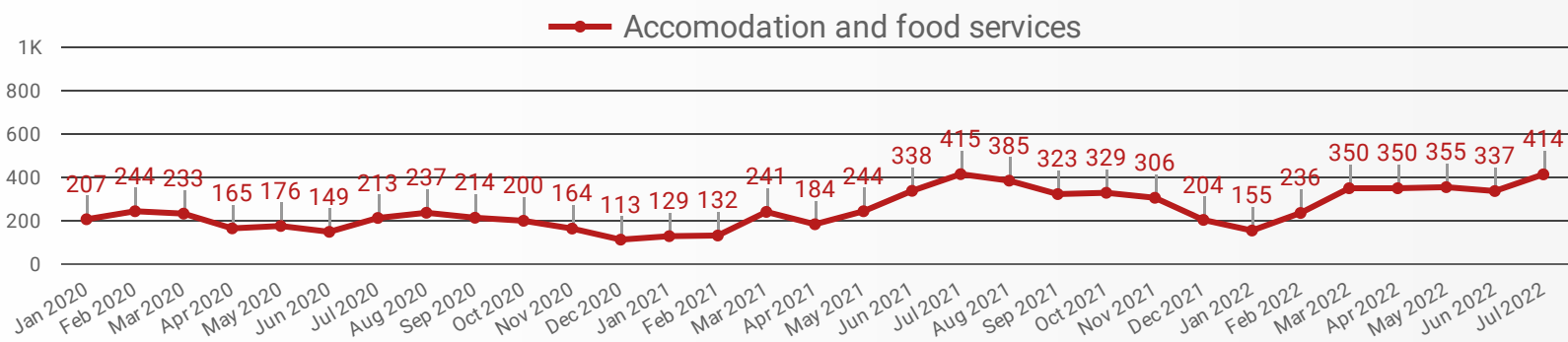
How many job postings were active for at least 1 day this month by sector?



NOTE: This graph cannot be filtered using the controls on the cover page

DEMAND BY IMPACTED SECTOR (WINDSOR-ESSEX)

How many job postings were active for at least 1 day this month by sector?



NOTE: This graph cannot be filtered using the controls on the cover page

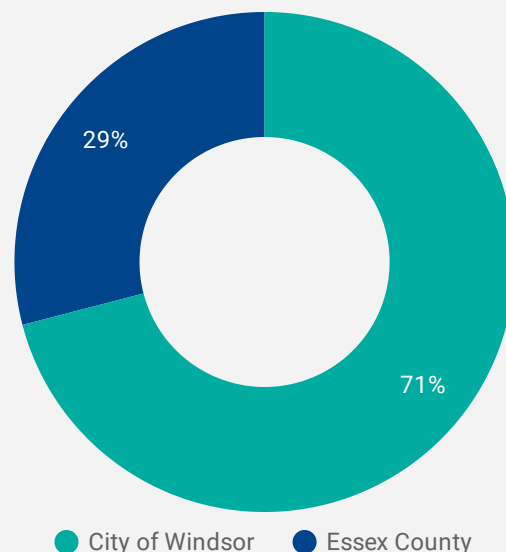
JOB POSTINGS BY MUNICIPALITY

Where are job opportunities being offered?

	MUNICIPALITY	POSTING COUNT	AVG POSTING LENGTH IN DAYS	MEDIAN POSTING LENGTH IN DAYS
1.	City of Windsor	4,504	17.8	14
2.	Municipality of Leamington	484	18.2	14
3.	Town of Tecumseh	439	18.8	14
4.	Town of Kingsville	271	22.8	14
5.	Town of Essex	215	17.9	14
6.	Town of Lakeshore	166	21.5	20
7.	Town of Amherstburg	136	16.1	14
8.	Town of LaSalle	133	14.9	14

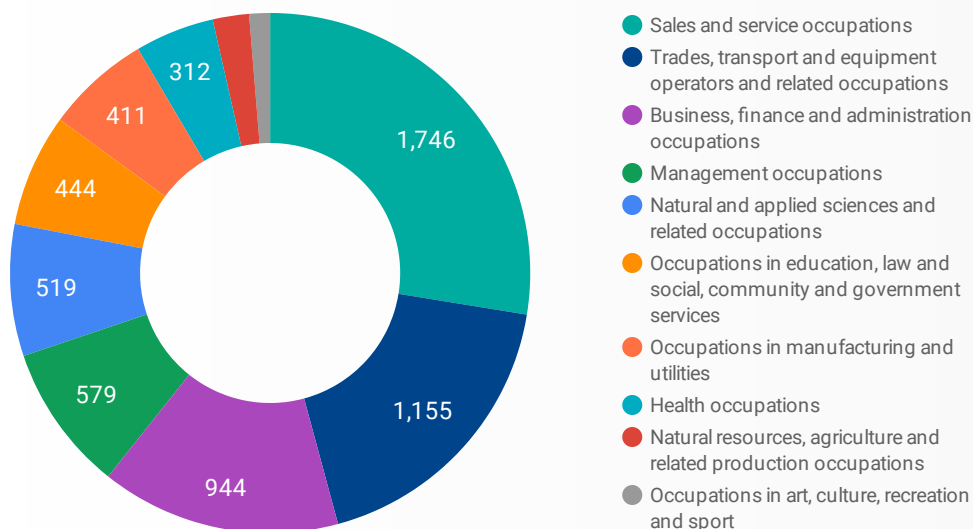
URBAN & RURAL DEMAND

Job Postings by Location



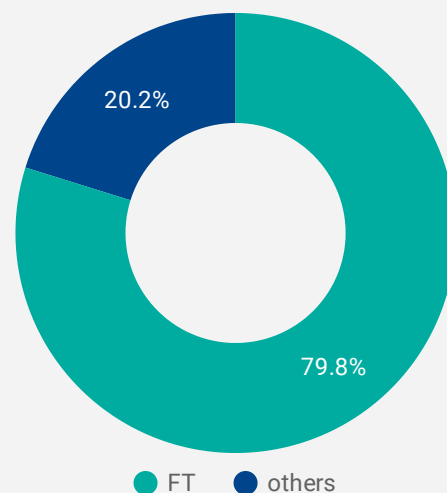
JOB POSTINGS BY SKILL TYPE

What skill type is being recruited?



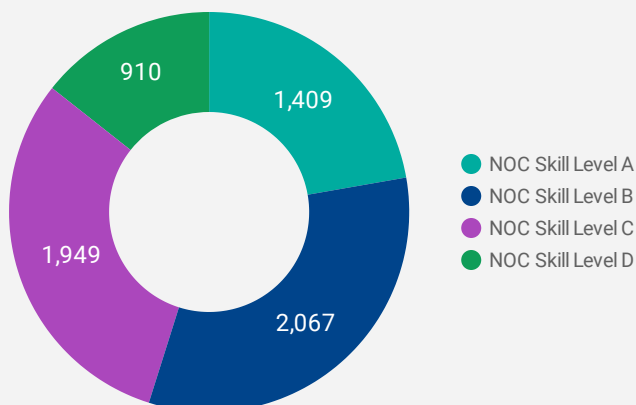
JOB TYPE

Full-time vs Part-time



JOB POSTINGS BY SKILL LEVEL

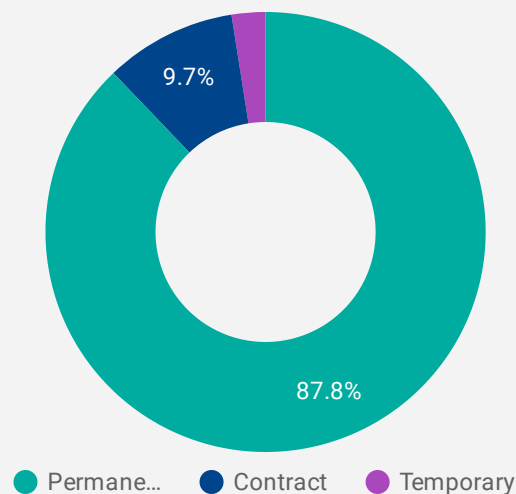
What education do occupations typically require?



Skill Level A = Usually University education | Skill Level B = Usually College education or Apprenticeship training | Skill Level C = Usually Secondary education or occupation-specific training | Skill Level D = Usually on-the-job training

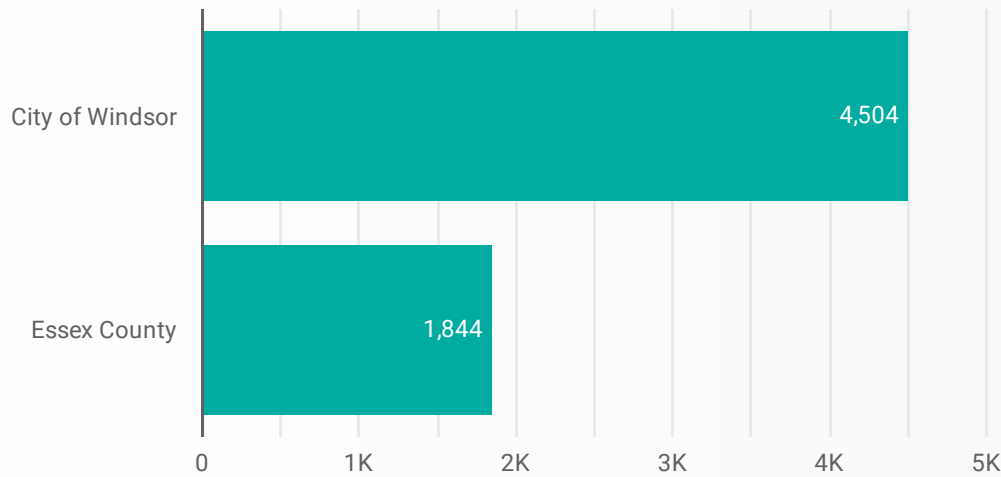
JOB DURATION

Permanency of jobs posted



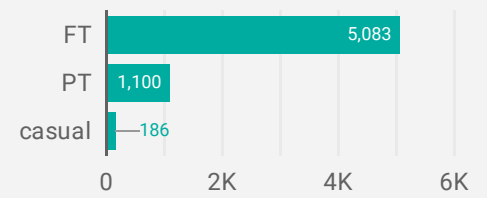
JOB POSTINGS BY COUNTY VS CITY

Job Postings by Location



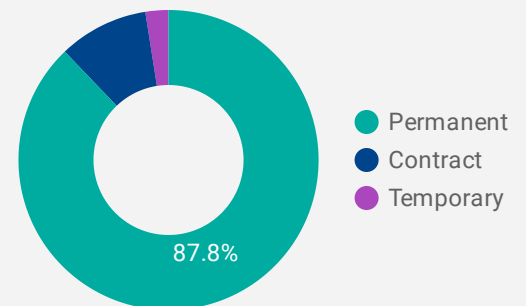
JOB TYPE

of Full-time vs Part-time Jobs



JOB DURATION

Permanency of jobs posted



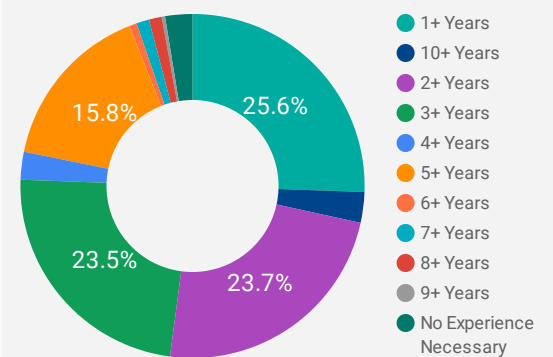
JOB POSTINGS BY MUNICIPALITY

Where are job opportunities being offered?

	MUNICIPALITY	POSTING COUNT	AVG POSTING LENGTH IN DAYS	MEDIAN POSTING LENGTH IN DAYS
1.	City of Windsor	4,504	17.8	14
2.	Municipality of Leamington	484	18.2	14
3.	Town of Tecumseh	439	18.8	14
4.	Town of Kingsville	271	22.8	14
5.	Town of Essex	215	17.9	14
6.	Town of Lakeshore	166	21.5	20
7.	Town of Amherstburg	136	16.1	14
8.	Town of LaSalle	133	14.9	14

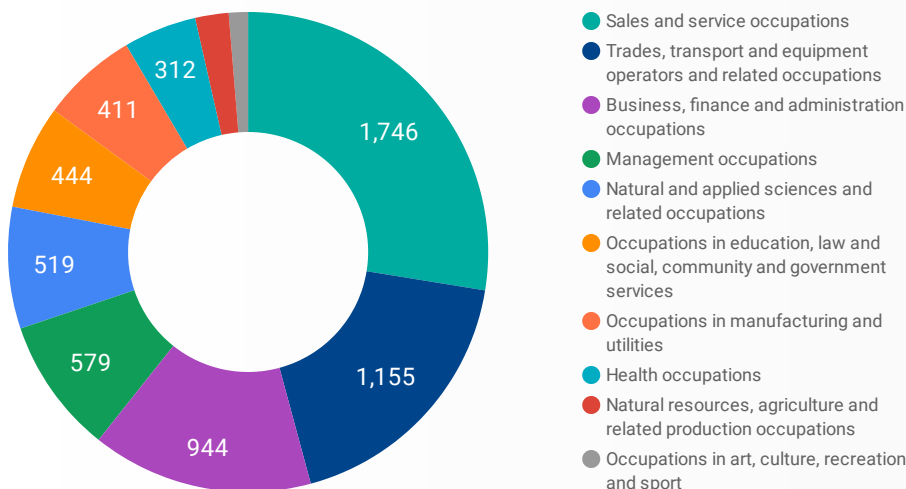
JOB EXPERIENCE LEVEL

Job Postings by Years of Experience Required



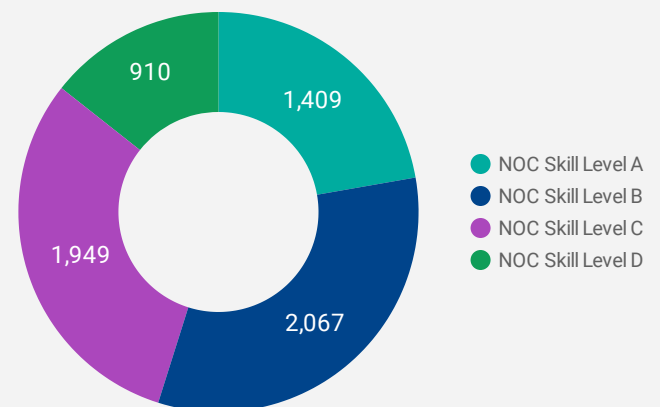
JOB POSTINGS BY JOB CATEGORY

What broad occupational category is being recruited?



JOB POSTINGS BY SKILL LEVEL

What education do occupations typically require?



Skill Level A = Usually University education | Skill Level B = Usually College education or Apprenticeship training | Skill Level C = Usually Secondary education or occupation-specific training | Skill Level D = Usually on-the-job training

TOP HIRING COMPANIES & AGENCIES

What companies are hiring?

	COMPANY	COMMUNITY	POSTINGS ▾	AVERAGE POSTING DURATION IN DAYS	MEDIAN POSTING DURATION IN DAYS
1.	Unemployed Help Centre of Windsor Inc. (Belle River)	windsor	120	22.1	20
2.	Windsor Regional Hospital - Met Campus	windsor	69	18.7	20
3.	Loblaw Companies Limited	windsor	58	13.5	14
4.	City of Windsor Employment and Training Services (Windsor)	windsor	55	89.2	40
5.	Rocket Companies	windsor	52	18.2	14
6.	Segula Technologies	windsor	42	13.3	14
7.	Windsor, Corporation of the City of	windsor	39	16.5	20
8.	Hiram Walker & Sons Limited	windsor	35	16.7	20
9.	Shoppers Drug Mart / Pharmaprix	windsor	34	12.8	14
10.	BELFOR Canada	windsor	31	12.5	14
11.	Mastronardi Produce Limited	kingsville	31	18.7	17
12.	Victorian Order of Nurses / VON Canada	windsor	31	25.4	15
13.	ACTalent	windsor	30	14.5	14
14.	Impact Staffing Inc.	windsor	29	23.4	20
15.	Schlegel Villages	windsor	28	16.4	14
16.	HUB International	windsor	27	14.3	14
17.	UPS Canada	windsor	27	21.7	20
18.	Scotiabank	windsor	26	15.3	14
19.	University of Windsor	windsor	25	18.1	20
20.	The Electromac Group	windsor	25	16.9	20
21.	Express Employment Professionals	windsor	24	20.0	20
22.	Canadian Mental Health Association Windsor Essex County	windsor	24	17.0	17
23.	Bonduelle	tecumseh	22	15.9	14
24.	Windsor-Essex Catholic District School Board	windsor	22	7.3	6
25.	Municipality of Leamington	leamington	22	13.6	16
26.	Randstad Canada	windsor	21	15.3	20
27.	Centerline (Windsor) Limited	lasalle	20	14.8	20
28.	Windsor Mold Group	windsor	20	18.5	14
29.	The Plasman Group	windsor	20	27.9	22
30.	Loblaw Companies	windsor	20	20.0	20

TOP HOURLY WAGES IN JOB POSTINGS

What are employers willing to pay to find the perfect candidate?

of Minimum Wage Jobs

203

	JOB TITLE	COMPANY	LOCATION	HOURLY WAGE ▾
1.	General Physician	Windsor Essex Community Health Centre	Municipality of Leamington	\$157 
2.	Nurse	Bridgingway Healthcare Solutions	Town of Kingsville	\$65 
3.	C Developer -ad	Unemployed Help Centre of Windsor Inc. (Belle River)	City of Windsor	\$60 
4.	Operations Manager, Manufacturing	CanArt Aluminum	City of Windsor	\$55.29 
5.	Pharmacist	Valor Health	City of Windsor	\$55 
6.	Electrical Estimator	Mid South Contractors	City of Windsor	\$55 
7.	Sales Administrator	Crawford General Contracting Inc.	City of Windsor	\$52.5 
8.	Chief Executive Officer - CEO - Viscon Group NA Ltd.	Viscon Group North America Ltd	Town of Kingsville	\$51.5 
9.	Hvac (heating, Ventilation And Air Conditioning) Technologist	Goudreau Personnel by Swinton Ltd.	City of Windsor	\$50 
10.	Drywall Finisher	Premier Drywall Ontario Ltd	City of Windsor	\$50 
11.	Heavy Equipment Mechanic	Goudreau Personnel by Swinton Ltd.	Town of Essex	\$50 
12.	Action/sports Event Photographer - Outside	Sportsjobfinder	City of Windsor	\$50 
				1 - 100 / 1148 < >

TOP SALARIES IN JOB POSTINGS

What are employers willing to pay to find the perfect candidate?

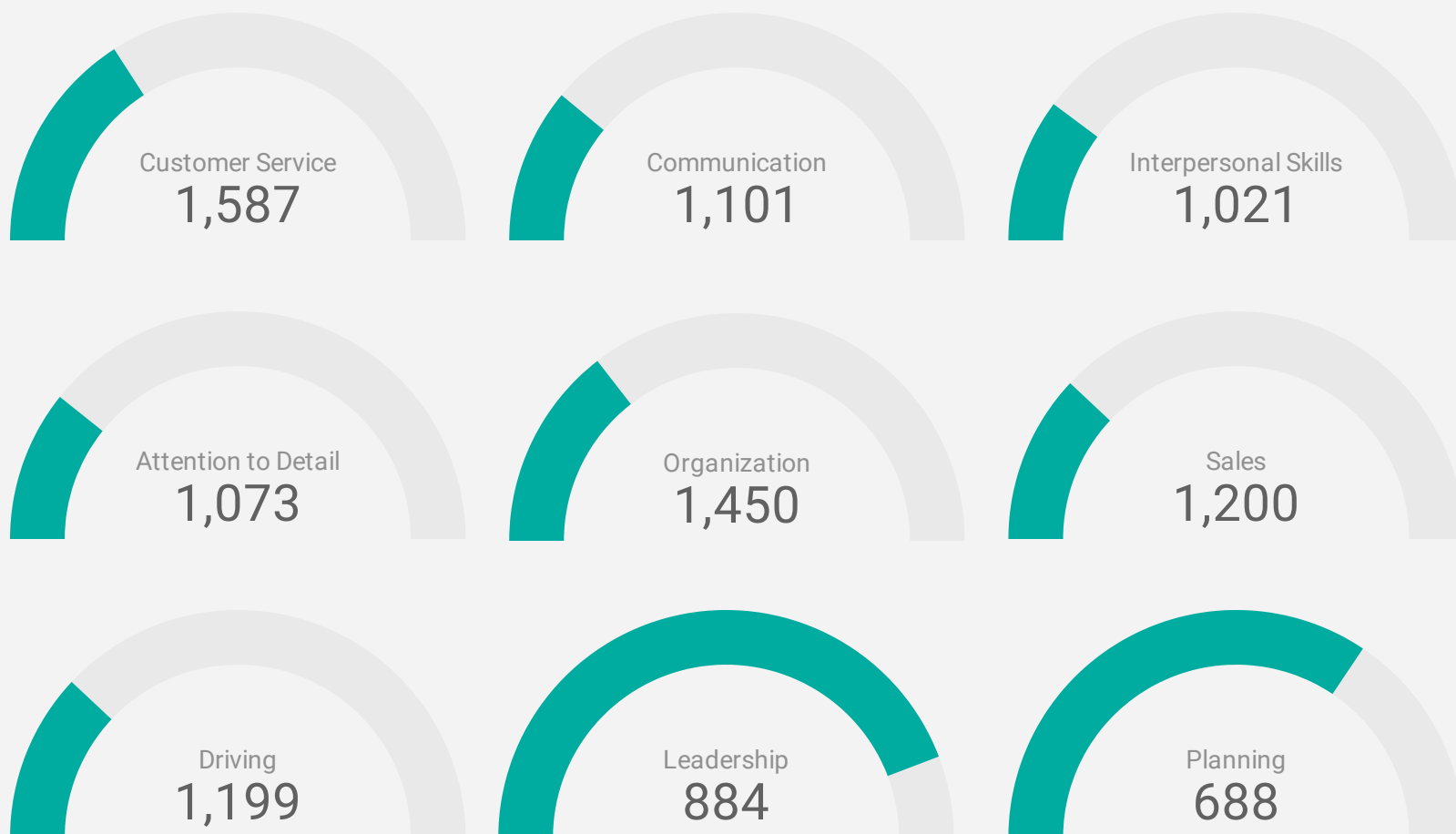
	JOB TITLE	COMPANY	LOCATION	ANNUAL SALARY ▾
1.	HIRING OWNER OPERATOR FLATBED DRIVERS	MILOS M&S TRANSPORT	City of Windsor	\$340,000 
2.	Family Physician	Valor Health	City of Windsor	\$300,000 
3.	Anesthesiologists	Windsor Regional Hospital - Met Campus	City of Windsor	\$290,000 
4.	Emergency Medicine Physicians	Windsor Regional Hospital - Met Campus	City of Windsor	\$280,000 
5.	Cardiologist	Canadian Cardiac Care	City of Windsor	\$264,933 
6.	Medical Oncologist	Windsor Regional Hospital - Met Campus	City of Windsor	\$250,000 
7.	Truck Owner Operator	FULGER TRANSPORT INC.	Town of Essex	\$200,000 
8.	Chief Financial Officer (cfo) / Controller	Unique Tool & Gauge Inc., Gauge-Rite Inc., & In-Tek Inc.	City of Windsor	\$190,000 
9.	Director Of Sales (must Be From Food Produce/ Agro Background)	DSS	City of Windsor	\$180,000 
				1 - 100 / 1891 < >

TOP IN-DEMAND SKILLS

How many times were these skills found in job postings?

ACTIVE JOB POSTINGS THIS MONTH

6,369



KEY JOB REQUIREMENTS

How often are these requirements desired in job postings?

ACTIVE JOB POSTINGS THIS MONTH

6,369



Driver's License

22



First Aid

253



Regular Access to a Vehicle

231



Criminal Record Check

263



Microsoft Office

527



Food Safety

151

JOB POSTINGS BY 4-DIGIT NOC, SKILL LEVEL, FREQUENCY & DURATION

What jobs are hard-to-fill and/or in-demand?

	4-DIGIT NOC CODE	4-DIGIT NOC LABEL	OCCUPATION'S SKILL LEVEL	POSTING COUNT	AVG POSTING LENGTH IN DAYS	MEDIAN POSTING LENGTH IN DAYS
1.	6421	Retail salespersons	NOC Skill Level C	344	16	14
2.	7452	Material handlers	NOC Skill Level C	161	18	20
3.	6711	Food counter attendants, kitchen helpers and related support occupations	NOC Skill Level D	157	16	14
4.	7511	Transport truck drivers	NOC Skill Level C	157	17	15
5.	7611	Construction trades helpers and labourers	NOC Skill Level D	146	16	15
6.	6552	Other customer and information services representatives	NOC Skill Level C	141	17	15.5
7.	4412	Home support workers, housekeepers and related occupations	NOC Skill Level C	133	14	14
8.	6322	Cooks	NOC Skill Level B	129	18	14
9.	0621	Retail and wholesale trade managers	NOC Skill Level A	125	17	17
10.	9619	Other labourers in processing, manufacturing and utilities	NOC Skill Level D	119	20	20
11.	6733	Janitors, caretakers and building superintendents	NOC Skill Level D	113	18	14
12.	6311	Food service supervisors	NOC Skill Level B	111	18	14
13.	6622	Store shelf stockers, clerks and order fillers	NOC Skill Level D	99	15	14
14.	1114	Other financial officers	NOC Skill Level A	88	17	14
15.	6541	Security guards and related security service occupations	NOC Skill Level C	79	16	14
16.	1241	Administrative assistants	NOC Skill Level B	78	19	18
17.	4212	Social and community service workers	NOC Skill Level B	70	17	20
18.	6731	Light duty cleaners	NOC Skill Level D	69	24	14
19.	7231	Machinists and machining and tooling inspectors	NOC Skill Level B	68	18	15
20.	7232	Tool and die makers	NOC Skill Level B	65	21	14
21.	0111	Financial managers	NOC Skill Level A	65	15	14
22.	1221	Administrative officers	NOC Skill Level B	62	21	20
23.	7514	Delivery and courier service drivers	NOC Skill Level C	60	16	14
24.	3233	Licensed practical nurses	NOC Skill Level B	59	30	20
25.	2133	Electrical and electronics engineers	NOC Skill Level A	56	16	14
26.	6513	Food and beverage servers	NOC Skill Level C	51	17	15
27.	3012	Registered nurses and registered psychiatric nurses	NOC Skill Level A	50	21	20
28.	8431	General farm workers	NOC Skill Level C	49	41	24.5
29.	0711	Construction managers	NOC Skill Level A	49	18	20
30.	9617	Labourers in food and beverage processing	NOC Skill Level D	48	19	20

JOB POSTINGS BY 3-DIGIT NOC, SKILL LEVEL, FREQUENCY & DURATION

What jobs are hard to fill and/or in-demand?

	3-DIGIT NOC CODE	3-DIGIT NOC LABEL	OCCUPATION'S SKILL LEVEL	POSTING COUNT ▾	AVG POSTING LENGTH IN DAYS	MEDIAN POSTING LENGTH IN DAYS
1.	642	Retail salespersons	NOC Skill Level C	344	16	14
2.	751	Motor vehicle and transit drivers	NOC Skill Level C	237	16	15
3.	673	Cleaners	NOC Skill Level D	197	20	14
4.	961	Labourers in processing, manufacturing and utilities	NOC Skill Level D	183	19	20
5.	723	Machining, metal forming, shaping and erecting trades	NOC Skill Level B	170	21	15
6.	655	Customer and information services representatives	NOC Skill Level C	168	17	14
7.	745	Longshore workers and material handlers	NOC Skill Level C	161	18	20
8.	111	Auditors, accountants and investment professionals	NOC Skill Level A	158	18	14
9.	671	Food counter attendants, kitchen helpers and related support occupations	NOC Skill Level D	157	16	14
10.	632	Chefs and cooks	NOC Skill Level B	154	20	14
11.	122	Administrative and regulatory occupations	NOC Skill Level B	151	19	20
12.	761	Trades helpers and labourers	NOC Skill Level D	148	16	15
13.	441	Home care providers and educational support occupations	NOC Skill Level C	137	15	14
14.	631	Service supervisors	NOC Skill Level B	131	17	14
15.	662	Other sales support and related occupations	NOC Skill Level D	131	15	14
16.	213	Civil, mechanical, electrical and chemical engineers	NOC Skill Level A	129	17	14
17.	062	Retail and wholesale trade managers	NOC Skill Level A	125	17	17
18.	421	Paraprofessional occupations in legal, social, community and education services	NOC Skill Level B	125	17	15.5
19.	124	Office administrative assistants - general, legal and medical	NOC Skill Level B	109	18	15
20.	011	Senior managers - construction, transportation, production and utilities	NOC Skill Level A	106	18	14
21.	152	Supply chain logistics, tracking and scheduling co-ordination occupations	NOC Skill Level C	103	18	20
22.	217	Computer and information systems professionals	NOC Skill Level A	91	18	18
23.	121	Administrative services supervisors	NOC Skill Level B	90	19	14
24.	731	Machinery and transportation equipment mechanics (except motor vehicles)	NOC Skill Level B	87	15	15
25.	843	Agriculture and horticulture workers	NOC Skill Level C	86	41	29.5
26.	651	Occupations in food and beverage service	NOC Skill Level C	85	16	14
27.	141	General office workers	NOC Skill Level C	84	18	19
28.	112	Human resources and business service professionals	NOC Skill Level A	83	17	15
					1 - 50 / 125	< >

JOB POSTINGS BY 2-DIGIT NOC, SKILL LEVEL, FREQUENCY & DURATION

What jobs are hard to fill and/or in-demand?

	2-DIGIT NOC CODE	2-DIGIT NOC LABEL	OCCUPATION'S SKILL LEVEL	POSTING COUNT ▾	AVG POSTING LENGTH IN DAYS	MEDIAN POSTING LENGTH IN DAYS
1.	65	Service representatives and other customer and personal services occupations	NOC Skill Level C	372	16	14
2.	72	Industrial, electrical and construction trades	NOC Skill Level B	370	24	15
3.	12	Administrative and financial supervisors and administrative occupations	NOC Skill Level B	369	19	18
4.	67	Service support and other service occupations, n.e.c.	NOC Skill Level D	364	18	14
5.	64	Sales representatives and salespersons - wholesale and retail trade	NOC Skill Level C	347	16	14
6.	63	Service supervisors and specialized service occupations	NOC Skill Level B	339	18	14
7.	21	Professional occupations in natural and applied sciences	NOC Skill Level A	286	17	14
8.	75	Transport and heavy equipment operation and related maintenance occupations	NOC Skill Level C	273	17	15
9.	11	Professional occupations in business and finance	NOC Skill Level A	241	17	14
10.	22	Technical occupations related to natural and applied sciences	NOC Skill Level B	233	18	14
11.	06	Middle management occupations in retail and wholesale trade and customer services	NOC Skill Level A	188	16	14
12.	96	Labourers in processing, manufacturing and utilities	NOC Skill Level D	183	19	20
13.	74	Other installers, repairers and servicers and material handlers	NOC Skill Level C	183	19	20
14.	73	Maintenance and equipment operation trades	NOC Skill Level B	178	15	14
15.	14	Office support occupations	NOC Skill Level C	171	17	17
16.	66	Sales support occupations	NOC Skill Level D	169	15	14
17.	94	Processing and manufacturing machine operators and related production workers	NOC Skill Level C	155	19	20
18.	62	Retail sales supervisors and specialized sales occupations	NOC Skill Level B	155	17	14
19.	76	Trades helpers, construction labourers and related occupations	NOC Skill Level D	151	16	15
20.	01	Senior managers - construction, transportation, production and utilities	NOC Skill Level A	149	19	14
21.	32	Technical occupations in health	NOC Skill Level B	142	23	19
22.	44	Care providers and educational, legal and public protection support occupations	NOC Skill Level C	141	15	14
23.	42	Paraprofessional occupations in legal, social, community and education services	NOC Skill Level B	125	17	15.5
24.	41	Professional occupations in law and social, community and government services	NOC Skill Level A	123	19	20
25.	15	Distribution, tracking and scheduling co-ordination occupations	NOC Skill Level C	116	17	20
26.	07	Managers in customer and personal services, n.e.c.	NOC Skill Level A	91	18	14
27.	84	Workers in natural resources, agriculture and related production	NOC Skill Level C	86	41	20.5

MULTILINGUAL JOB POSTINGS BY THE NUMBERS

ACTIVE POSTINGS
552

NEW POSTINGS
318

COMPANIES
283

LANGUAGES
10

OF DAYS POSTED

AVERAGE
18.1

MEDIAN
14

MULTILINGUAL JOB POSTINGS BY SKILL LEVEL

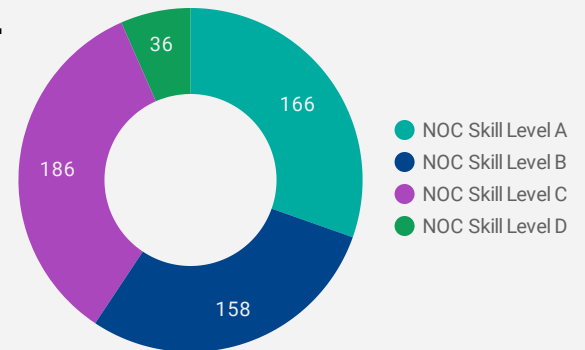
What language skills are employers looking for by occupational skill level?

166 Skill Level A - Management/ Professional Occupations usually requiring University

158 Skill Level B - Usually college education or apprenticeship training

186 Skill Level C - Usually secondary education or occupation-specific training

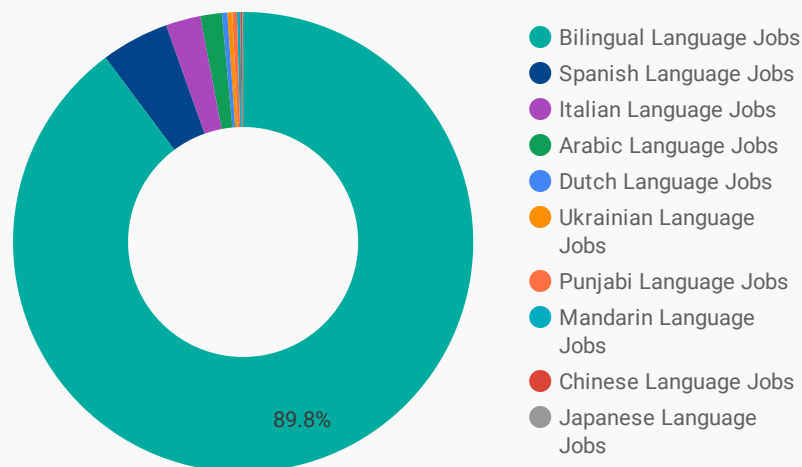
36 Skill Level D - Usually on-the-job training



LANGUAGES	NOC Skill Level A	NOC Skill Level B	NOC Skill Level C	NOC Skill Level D
Bilingual Language Jobs	140	148	172	31
Spanish Language Jobs	14	5	10	5
Arabic Language Jobs	4	1	2	
Italian Language Jobs	3	4		
Dutch Language Jobs	1		1	
Japanese Language Jobs	1			
Chinese Language Jobs	1			

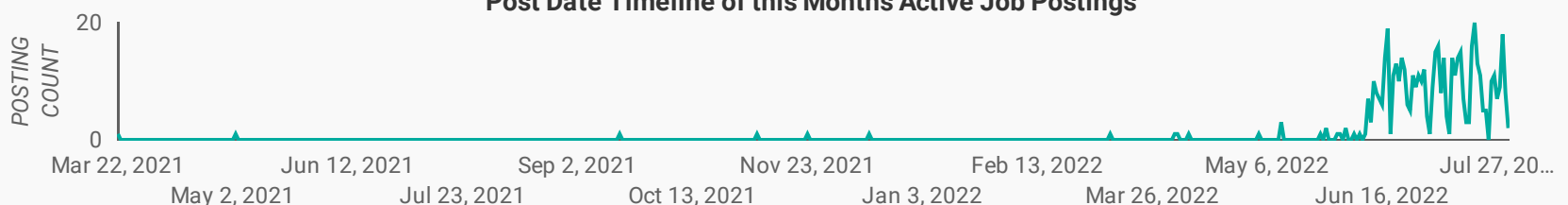
LANGUAGE SKILLS BREAKDOWN

Which kinds of language skills do employers seek?



	LANGUAGES	POSTING COUNT
1.	Bilingual Language Jobs	497
2.	Spanish Language Jobs	34
3.	Arabic Language Jobs	7
4.	Italian Language Jobs	7
5.	Dutch Language Jobs	2
6.	Mandarin Language Jobs	1

Post Date Timeline of this Month's Active Job Postings



LANGUAGE SKILLS BEING RECRUITED BY JOB CATEGORY

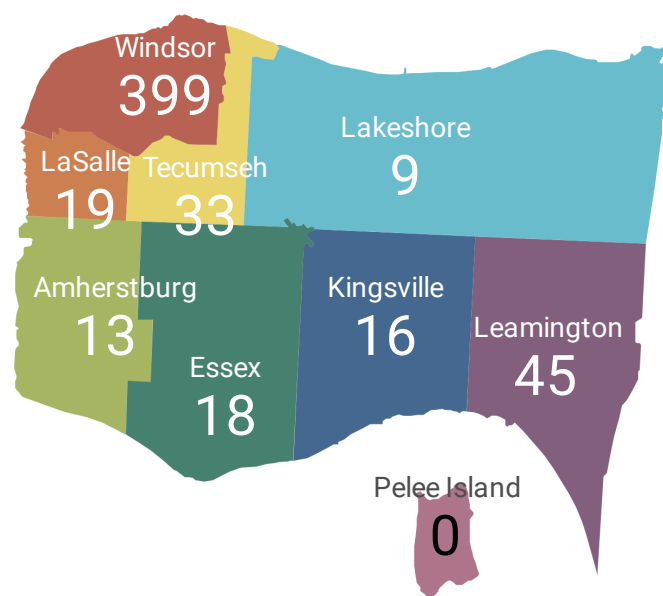
What language skills are sought by 1-Digit NOC?

BROAD OCCUPATIONAL CATEGORY	Bilingual ...	Spanish ...	Arabic La...	Italian La...	Dutch La...	Japanese...	Grand total
Business, finance and administration occu...	102	7	1				111
Health occupations	54						54
Management occupations	48	3	2	3			56
Natural and applied sciences and related o...	15	6			1		23
Natural resources, agriculture and related ...	3	6					9
Occupations in art, culture, recreation and ...	4						4
Occupations in education, law and social, ...	74	3	3			1	82
Occupations in manufacturing and utilities	30	2					32
Sales and service occupations	109	2	1	4	1		118
Trades, transport and equipment operator...	52	5					57
Grand total	491	34	7	7	2	1	546

MULTILINGUAL JOB POSTINGS BY MUNICIPALITY

What language skills are sought by 4-Digit NOC?

	MUNICIPALITY	POSTINGS	AVG POSTING LENGTH IN DAYS	MEDIAN POSTING LENGTH IN DAYS
1.	City of Windsor	399	17.8	14
2.	Municipality of Leamington	45	18.2	14
3.	Town of Tecumseh	33	18.8	14
4.	Town of LaSalle	19	14.9	14
5.	Town of Essex	18	17.9	14
6.	Town of Kingsville	16	22.8	14
7.	Town of Amherstburg	13	16.1	14
8.	Town of Lakeshore	9	21.5	20



	UPPER TIER	POSTINGS	AVG POSTING LENGTH IN DAYS	MEDIAN POSTING LENGTH IN DAYS
1.	City of Windsor	399	17.8	14
2.	Essex County	153	18.8	14

LANGUAGE DEMAND BY JOB

What language skills are sought by 4-Digit NOC?

4 DIGIT NOC NAME	POSTINGS
1. Retail salespersons	28
2. Registered nurses and registered psychi...	22
3. Other customer and information service...	19
4. Home support workers, housekeepers an...	17
5. Licensed practical nurses	17
6. Social and community service workers	16
7. Material handlers	15
8. Social workers	14
9. Administrative assistants	10
10. Other labourers in processing, manufact...	10
11. Managers in health care	9
12. Receptionists	9
13. Transport truck drivers	8
14. Accounting and related clerks	8
15. Cooks	8
16. Elementary school and kindergarten teac...	8
17. Food service supervisors	8
18. Other financial officers	8
19. Food counter attendants, kitchen helpers...	7
20. Retail and wholesale trade managers	7
21. General office support workers	7
22. Professional occupations in advertising, ...	6
23. Banking, insurance and other financial cl...	6
24. Human resources and recruitment officers	6
25. Human resources professionals	6
26. Construction trades helpers and labourers	5
27. Retail sales supervisors	5
28. Financial managers	5
29. Health information management occupa...	5
30. Construction managers	5
31. Economists and economic policy researc...	4
32. Corporate sales managers	4
1 - 100 / 157	< >

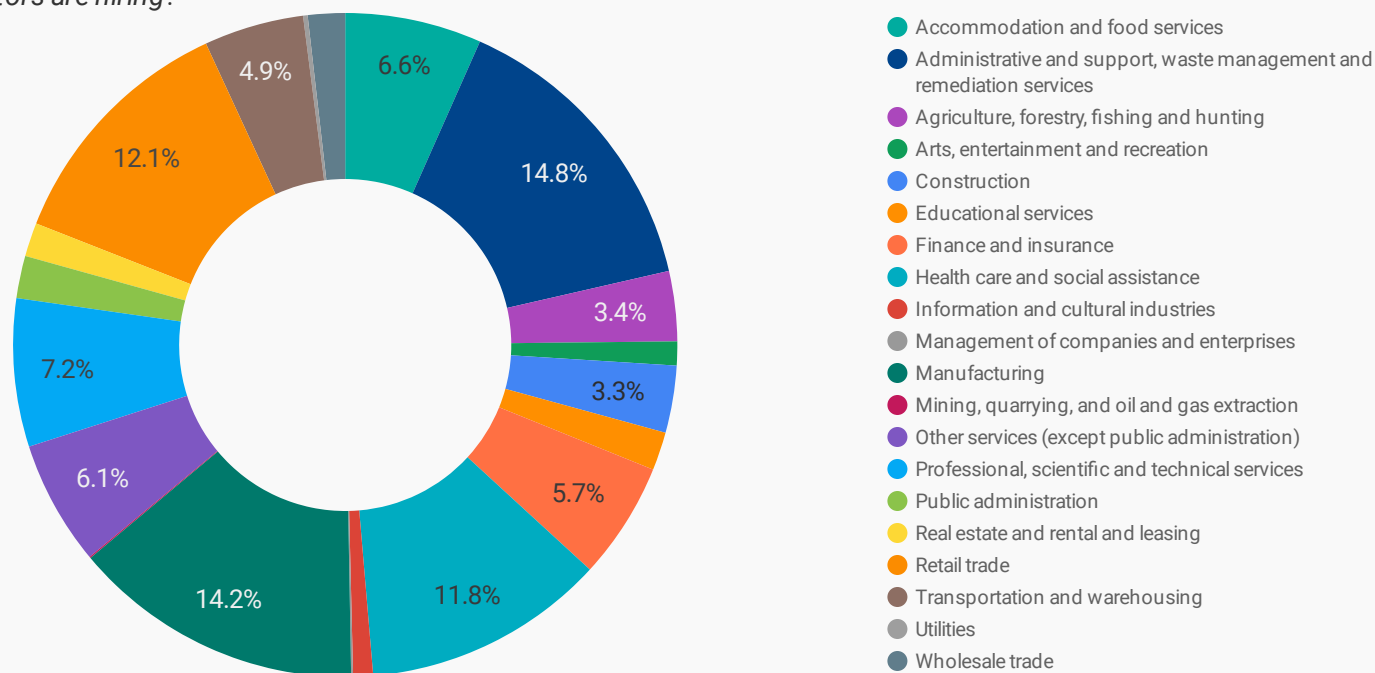
MULTILINGUAL HIRING EMPLOYERS

Which employers are seeking multilingual candidates?

COMPANY	POSTINGS
1. Windsor Regional Hospital - Met Campus	42
2. Victorian Order of Nurses / VON Canada	23
3. Global Excel Management	15
4. HÃ'tel-Dieu Grace Healthcare	12
5. Legacy Personnel Solutions	9
6. Windsor-Essex Catholic District School Board	9
7. Desjardins	8
8. Express Employment Professionals	8
9. Randstad Canada	6
10. Desjardins Group / Mouvement Desjardins	6
11. Canadian Mental Health Association Windsor Essex County	6
12. The Source (Windsor)	5
13. Community Living Windsor	5
14. The Source (Bell) Electronics Inc. (Amherstburg)	5
15. NFP Corp	5
16. Family Services Windsor-Essex	5
17. ProPharma Group	5
18. Green Shield Canada	5
19. University of Windsor	4
20. Immigration, Refugees and Citizenship Canada	4
21. Hearn Industrial Services	4
22. HUB International	4
23. CollÃ'ge BorÃ'al	4
24. Highline Mushrooms	4
25. The Source Electronics Inc. (Leamington)	4
26. Jamieson Wellness Inc.	3
27. A M Garage & Fixture Inc.	2
1 - 50 / 286	< >

TOP HIRING SECTORS BY 2-DIGIT NAICS CODE

What sectors are hiring?



	NAICS CODE	2-DIGIT NAICS LABEL	POSTING COUNT	AVG POSTING LENGTH IN DAYS	MEDIAN POSTING LENGTH IN DAYS
1.	56	Administrative and support, waste management and remediation services	882	17.8	20
2.	31-33	Manufacturing	822	18.8	14
3.	62	Health care and social assistance	743	17.1	14
4.	44-45	Retail trade	741	16.6	14
5.	54	Professional, scientific and technical services	445	15.7	14
6.	72	Accommodation and food services	414	18.3	14
7.	81	Other services (except public administration)	366	21.8	15
8.	52	Finance and insurance	343	16.0	14
9.	48-49	Transportation and warehousing	293	17.6	15
10.	11	Agriculture, forestry, fishing and hunting	230	25.7	20
11.	23	Construction	230	22.5	15
12.	91	Public administration	154	16.4	15
13.	61	Educational services	120	16.5	14
14.	41	Wholesale trade	110	18.5	15
15.	53	Real estate and rental and leasing	96	19.9	14
16.	71	Arts, entertainment and recreation	67	17.1	20
17.	51	Information and cultural industries	65	18.6	14
18.	22	Utilities	14	17.2	14
19.	55	Management of companies and enterprises	7	18.8	17
20.	21	Mining, quarrying, and oil and gas extraction	4	18.0	20

NOTE: NAICS code 56 includes Employment Agencies. Manufacturing includes codes 31-33, Retail Trade includes codes 44-45 and Transportation and Warehousing includes codes 48-49.

TOP HIRING SECTORS BY 3-DIGIT NAICS CODE

What sectors are hiring?

	NAICS CODE	3-DIGIT NAICS LABEL	POSTING COUNT ▾	AVERAGE POSTING LENGTH IN DAYS	MEDIAN POSTING LENGTH IN DAYS
1.	561	Administrative and support services	858	17.9	20
2.	541	Professional, scientific and technical services	445	15.7	14
3.	722	Food services and drinking places	371	17.5	14
4.	624	Social assistance	296	17.3	14
5.	111	Crop production	219	24.6	20
6.	333	Machinery manufacturing	217	17.2	14
7.	813	Religious, grant-making, civic, and professional and similar organizations	204	25.8	20
8.	621	Ambulatory health care services	199	16.5	14
9.	522	Credit intermediation and related activities	190	16.7	14
10.	623	Nursing and residential care facilities	158	16.8	14
11.	445	Food and beverage stores	158	18.2	14
12.	484	Truck transportation	156	17.7	15
13.	336	Transportation equipment manufacturing	149	17.5	14
14.	238	Specialty trade contractors	137	17.3	15
15.	332	Fabricated metal product manufacturing	131	23.7	15
16.	524	Insurance carriers and related activities	126	15.1	14
17.	611	Educational services	120	16.5	14
18.	913	Local, municipal and regional public administration	114	15.8	16
19.	452	General merchandise stores	104	13.3	14
20.	448	Clothing and clothing accessories stores	104	17.4	14
21.	811	Repair and maintenance	98	17.6	14
22.	446	Health and personal care stores	98	15.2	14
23.	622	Hospitals	90	18.8	20
24.	531	Real estate	76	18.4	14
25.	453	Miscellaneous store retailers	76	17.4	14
26.	236	Construction of buildings	70	33.8	15
27.	492	Couriers and messengers	69	17.3	17
28.	311	Food manufacturing	66	16.7	14
29.	339	Miscellaneous manufacturing	65	18.4	20
30.	713	Amusement, gambling and recreation industries	62	17.3	20
31.	812	Personal and laundry services	61	18.0	17

TOP HIRING SECTORS BY 4-DIGIT NAICS CODE

What sectors are hiring?

	NAICS CODE	4-DIGIT NAICS LABEL	POSTING COUNT ▾	AVERAGE POSTING LENGTH IN DAYS	MEDIAN POSTING DAYS IN LENGTH
1.	5613	Employment services	626	18.0	20
2.	7225	Full-service restaurants and limited-service eating places	311	17.9	14
3.	6241	Individual and family services	200	19.9	14.5
4.	8134	Civic and social organizations	191	27.2	20
5.	5413	Architectural, engineering and related services	171	14.7	14
6.	1119	Other crop farming	160	24.1	20
7.	4451	Grocery stores	148	18.2	14
8.	4841	General freight trucking	141	18.0	15
9.	3335	Metalworking machinery manufacturing	140	16.5	14
10.	5221	Depository credit intermediation	110	15.9	14
11.	5242	Agencies, brokerages and other insurance related activities	107	15.5	14
12.	9139	Other local, municipal and regional public administration	106	15.8	16
13.	5617	Services to buildings and dwellings	100	17.4	14
14.	4461	Health and personal care stores	98	15.2	14
15.	6231	Nursing care facilities	97	17.3	14
16.	4481	Clothing stores	94	17.9	15
17.	5416	Management, scientific and technical consulting services	91	12.7	14
18.	6221	General medical and surgical hospitals	87	19.0	20
19.	3361	Motor vehicle manufacturing	83	17.0	14.5
20.	4529	Other general merchandise stores	83	13.1	14
21.	8111	Automotive repair and maintenance	72	16.6	18
22.	5223	Activities related to credit intermediation	68	17.5	14
23.	5616	Investigation and security services	64	17.2	15
24.	7139	Other amusement and recreation industries	62	17.3	20
25.	3322	Cutlery and hand tool manufacturing	61	17.9	15
26.	3363	Motor vehicle parts manufacturing	56	19.2	17
27.	4921	Couriers	54	18.3	20
28.	5419	Other professional, scientific and technical services	54	19.3	14
29.	2382	Building equipment contractors	53	18.9	20
30.	6213	Offices of other health practitioners	53	17.4	20
31.	4539	Other miscellaneous store retailers	52	17.6	14

TOP HIRING SECTORS BY 5-DIGIT NAICS CODE

What sectors are hiring?

	NAICS CODE	5-DIGIT NAICS LABEL	POSTING COUNT ▾	AVERAGE POSTING LENGTH IN DAYS	MEDIAN POSTING LENGTH IN DAYS
1.	56131	Employment placement agencies and executive search services	626	18.0	20
2.	72251	Full-service restaurants and limited-service eating places	311	17.9	14
3.	81341	Civic and social organizations	191	27.2	20
4.	62419	Other individual and family services	161	18.6	14
5.	54133	Engineering services	160	14.3	14
6.	11199	All other crop farming	160	24.1	20
7.	33351	Metalworking machinery manufacturing	140	16.5	14
8.	44511	Supermarkets and other grocery (except convenience) stores	133	15.6	14
9.	48412	General freight trucking, long distance	122	18.6	15
10.	91391	Other local, municipal and regional public administration	106	15.8	16
11.	62311	Nursing care facilities	97	17.3	14
12.	62211	General medical and surgical hospitals	87	19.0	20
13.	52211	Banking	85	15.6	14
14.	45299	All other general merchandise stores	83	13.1	14
15.	33611	Automobile and light-duty motor vehicle manufacturing	83	17.0	14.5
16.	52421	Insurance agencies and brokerages	73	15.4	14
17.	44611	Pharmacies and drug stores	67	14.6	14
18.	33221	Cutlery and hand tool manufacturing	61	17.9	15
19.	52231	Mortgage and non-mortgage loan brokers	59	17.5	14
20.	56172	Janitorial services	55	17.6	14
21.	49211	Couriers	54	18.3	20
22.	54169	Other scientific and technical consulting services	50	12.8	14
23.	33637	Motor vehicle metal stamping	50	20.3	20
24.	62161	Home health care services	48	15.0	14
25.	53131	Real estate property managers	48	15.7	14
26.	62441	Child day-care services	46	15.7	14
27.	62331	Community care facilities for the elderly	46	16.2	19
28.	33399	All other general-purpose machinery manufacturing	42	21.5	20
29.	62149	Other out-patient care centres	42	16.4	14
30.	31199	All other food manufacturing	42	15.1	14
31.	62423	Emergency and other relief services	41	13.1	14

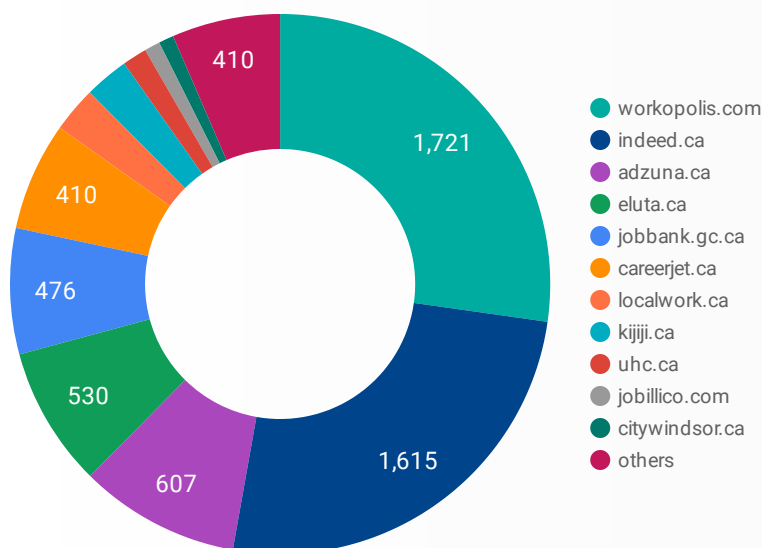
TOP HIRING SECTORS BY 6-DIGIT NAICS CODE

What sectors are hiring?

	NAICS CODE	6-DIGIT NAICS LABEL	POSTING COUNT ▾	AVG POSTING LENGTH IN DAYS	MEDIAN POSTING LENGTH IN DAYS
1.	561310	Employment placement agencies and executive search services	626	18.0	20
2.	813410	Civic and social organizations	191	27.2	20
3.	722512	Limited-service eating places	163	17.4	14
4.	624190	Other individual and family services	161	18.6	14
5.	541330	Engineering services	160	14.3	14
6.	722511	Full-service restaurants	148	18.6	15
7.	445110	Supermarkets and other grocery (except convenience) stores	133	15.6	14
8.	333511	Industrial mould manufacturing	112	16.1	14
9.	111993	Fruit and vegetable combination farming	108	24.8	20
10.	913910	Other local, municipal and regional public administration	106	15.8	16
11.	623110	Nursing care facilities	97	17.3	14
12.	484122	General freight trucking, long distance, less than truck-load	87	20.8	15
13.	622111	General (except paediatric) hospitals	87	19.0	20
14.	522111	Personal and commercial banking industry	85	15.6	14
15.	452999	All other miscellaneous general merchandise stores	83	13.1	14
16.	336110	Automobile and light-duty motor vehicle manufacturing	83	17.0	14.5
17.	524210	Insurance agencies and brokerages	73	15.4	14
18.	446110	Pharmacies and drug stores	67	14.6	14
19.	332210	Cutlery and hand tool manufacturing	61	17.9	15
20.	522310	Mortgage and non-mortgage loan brokers	59	17.5	14
21.	492110	Couriers	54	18.3	20
22.	561722	Janitorial services (except window cleaning)	54	17.6	14
23.	111999	All other miscellaneous crop farming	52	22.6	20
24.	541690	Other scientific and technical consulting services	50	12.8	14
25.	336370	Motor vehicle metal stamping	50	20.3	20
26.	621610	Home health care services	48	15.0	14
27.	531310	Real estate property managers	48	15.7	14
28.	623310	Community care facilities for the elderly	46	16.2	19
29.	624410	Child day-care services	46	15.7	14
30.	311990	All other food manufacturing	42	15.1	14
31.	333990	All other general-purpose machinery manufacturing	42	21.5	20

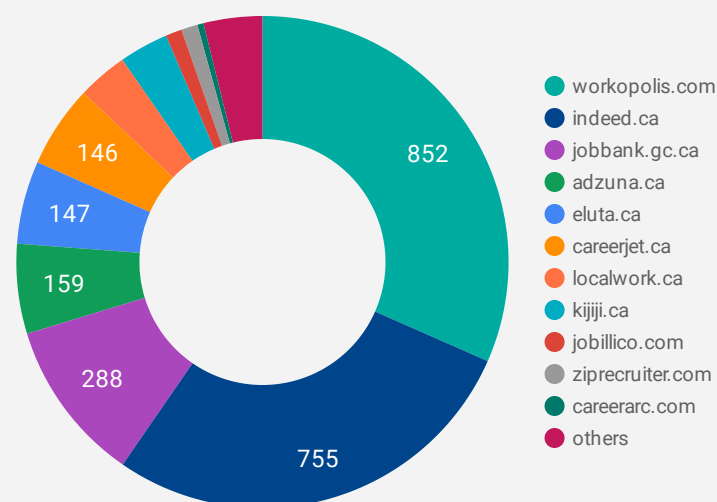
JOB POSTINGS BY JOB BOARD

What share of unique job postings appear on each job board?



COMPANIES BY JOB BOARD

What share of unique job postings appear on each job board?



JOB POSTING DETAILS BY JOB BOARD

How does job posting activity differ by job board?

	JOB BOARD	POSTING COUNT	AVG POSTING LENGTH IN DAYS	MEDIAN POSTING LENGTH IN DAYS	# OF COMPANIES
1.	workopolis.com	1,721	14	14	852
2.	indeed.ca	1,615	20	20	755
3.	adzuna.ca	607	14	14	159
4.	eluta.ca	530	19	20	147
5.	jobbank.gc.ca	476	39	29	288
6.	careerjet.ca	410	19	14	146
7.	localwork.ca	173	5	1	89
8.	kijiji.ca	167	15	15	87
9.	uhc.ca	93	51	45	1
10.	jobillico.com	59	19	16	29
11.	citywindsor.ca	57	89	40	2
12.	careerarc.com	45	26	16.5	11
13.	ziprecruiter.com	40			29
14.	careerbuilder.ca	35	25	30	9
15.	network.applytoeducation.com	28	7	6	2
16.	ymcaswo.ca	23			1
17.	rncareers.ca	22	57	70	11
18.	canadianexecutivesearch.com	21	23	22	1

MAPPING THIS MONTH'S ACTIVE JOB POSTINGS IN WINDSOR-ESSEX

How many job postings were active for at least 1 day this month?

