

JOB DEMAND REPORT

JUNE 2022

HIGHLIGHTS

JOB POSTINGS BY THE NUMBERS

TOTAL POSTINGS	NEW THIS MONTH	COMPANIES	JOB BOARDS
6,692	4,125	2,082	47

OF DAYS POSTED

AVERAGE	MEDIAN
20.3	15

REPORT BUILDER

The default filter selection below will show all job demand data for the month. You can use the filters to create a customized report for the purpose of understanding a subset of the data.

OCCUPATION FILTERS

SKILL TYPE NAME / 1-DIGIT NOC	▼
MAJOR GROUP / 2-DIGIT NOC	▼
MINOR GROUP / 3-DIGIT NOC	▼
UNIT GROUP / 4-DIGIT NOC	▼
SKILL LEVEL	▼
JOB TYPE	▼
JOB DURATION	▼
ADDITIONAL LANGUAGE	▼
SPECIFIC JOB TAGS	▼

INDUSTRY/SECTOR FILTERS

HIRING SECTOR BY 2-DIGIT NAICS CODE	▼
HIRING SECTOR BY 3-DIGIT NAICS CODE	▼
HIRING SECTOR BY 4-DIGIT NAICS CODE	▼
HIRING SECTOR BY 5-DIGIT NAICS CODE	▼
HIRING SECTOR BY 6-DIGIT NAICS CODE	▼

OTHER FILTERS

MUNICIPALITY	▼
CITY OR COUNTY	▼
JOB BOARD	▼

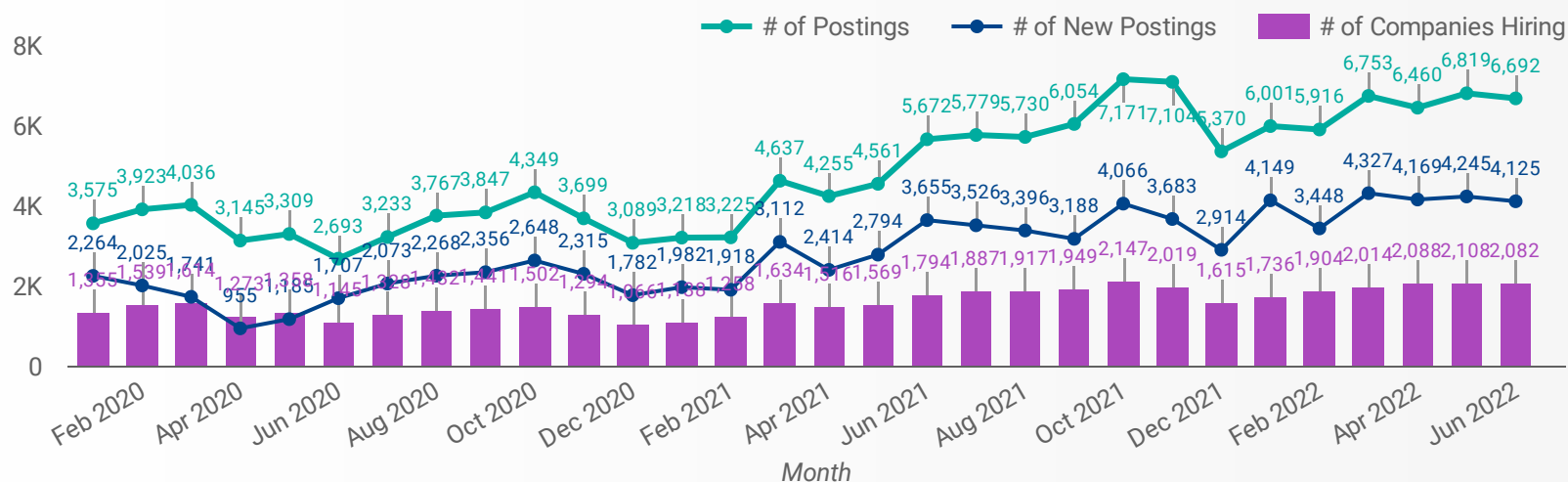
NOC = National Occupation Classification | NAICS = North American Industry Classification System

Source:

Job posting data collected by Workforce WindsorEssex from job boards and employer websites who recruit candidates in Windsor-Essex.

JOB POSTINGS BY MONTH FOR WINDSOR-ESSEX

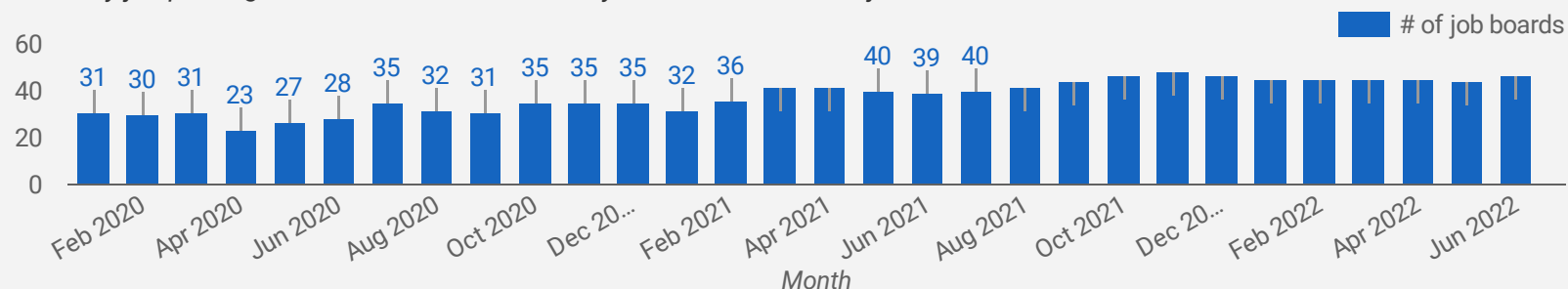
How many job postings were active for at least 1 day this month?



NOTE: This graph cannot be filtered using the controls on the cover page

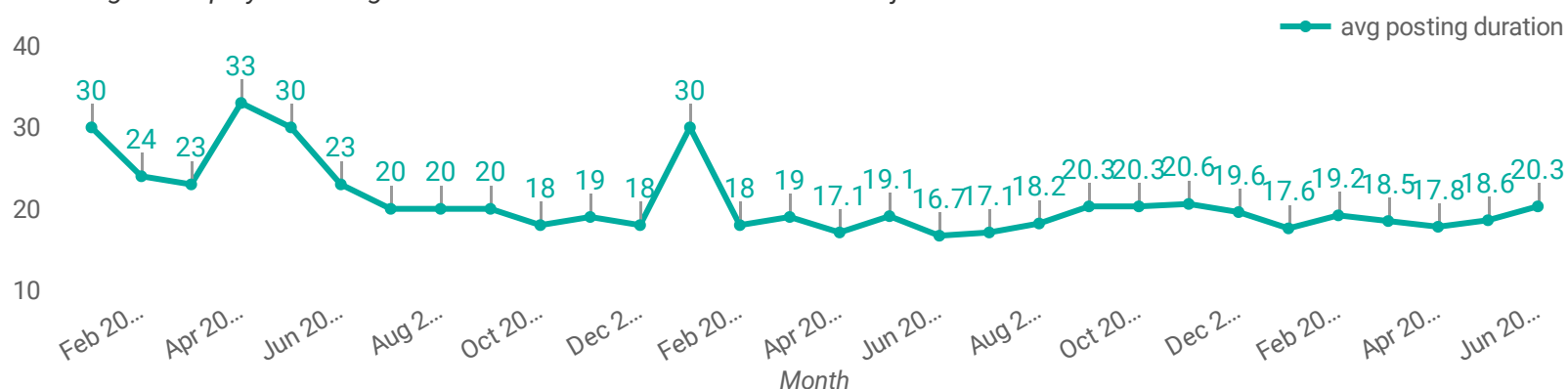
NUMBER OF ACTIVE JOB BOARDS

How many job postings were active for at least 1 day this month on these job boards?



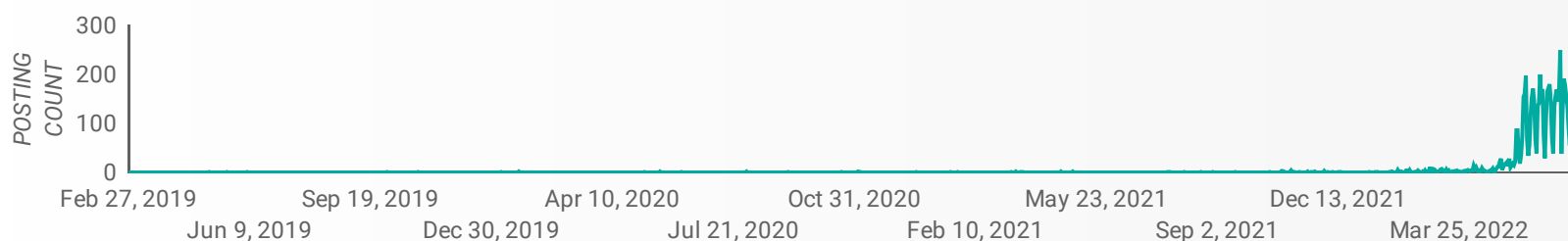
AVG & MEDIAN POSTING LENGTH BY DAYS

How long are employers having to recruit for to find candidates to fill their job vacancies?



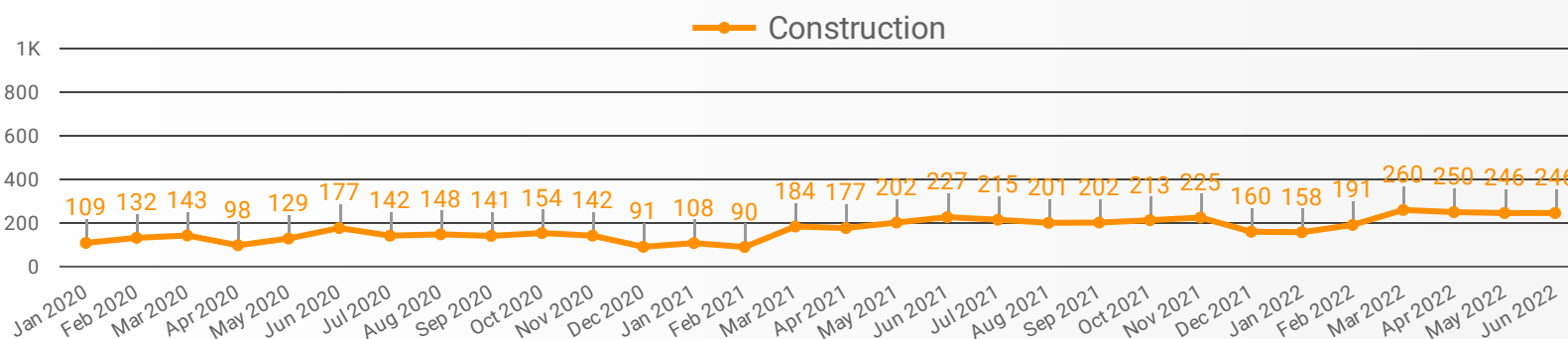
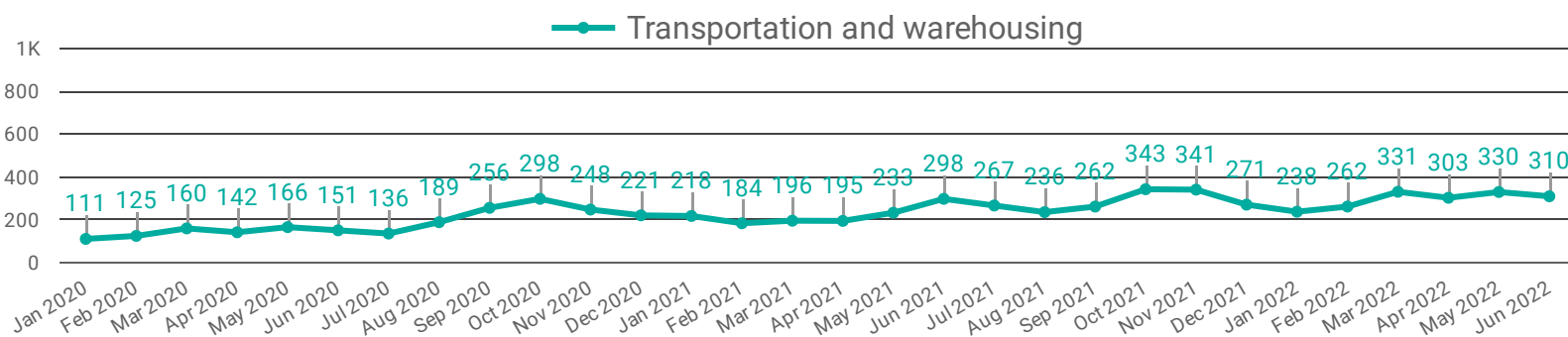
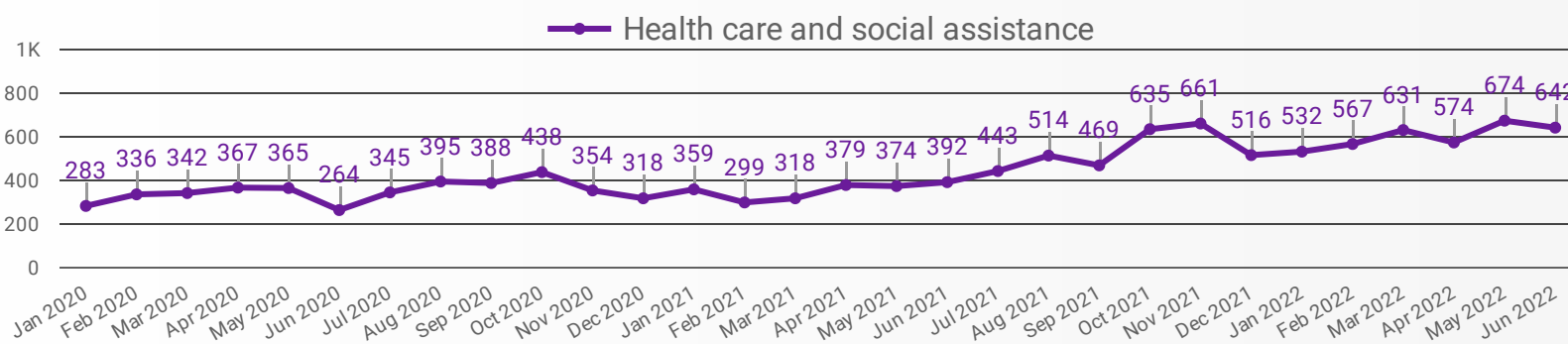
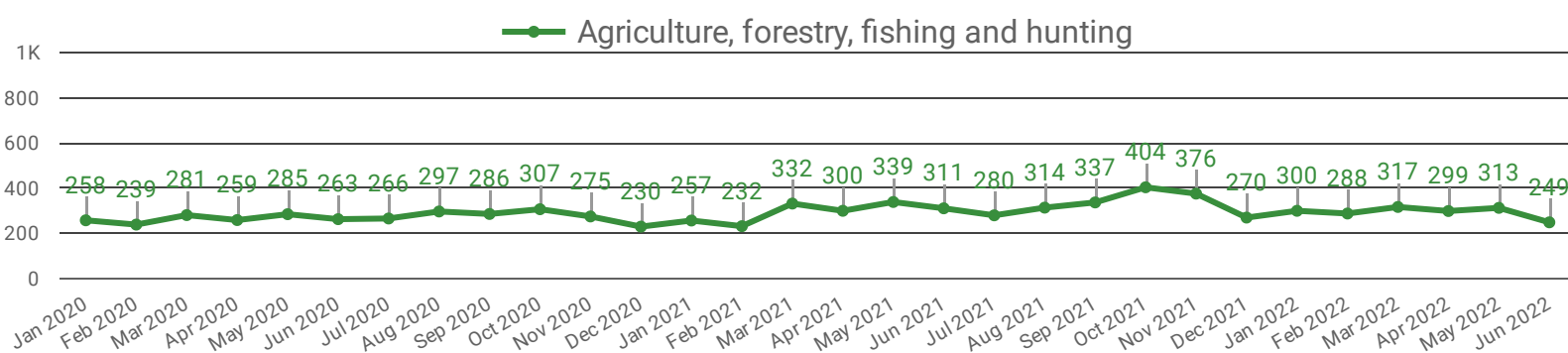
POST DATE TIMELINE FOR THIS MONTH'S ACTIVE JOB POSTINGS

How many job postings were active for at least 1 day this month?



DEMAND BY KEY SECTOR (WINDSOR-ESSEX)

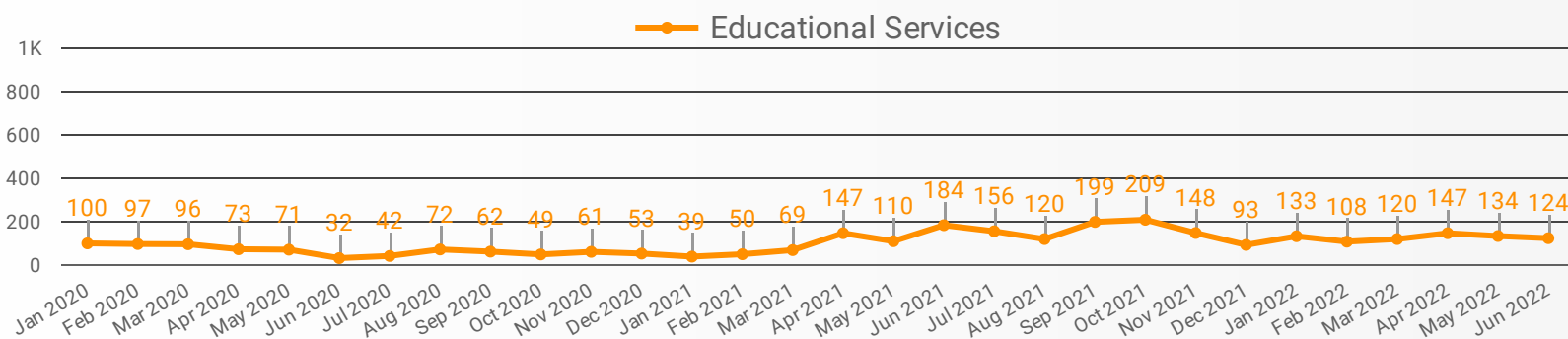
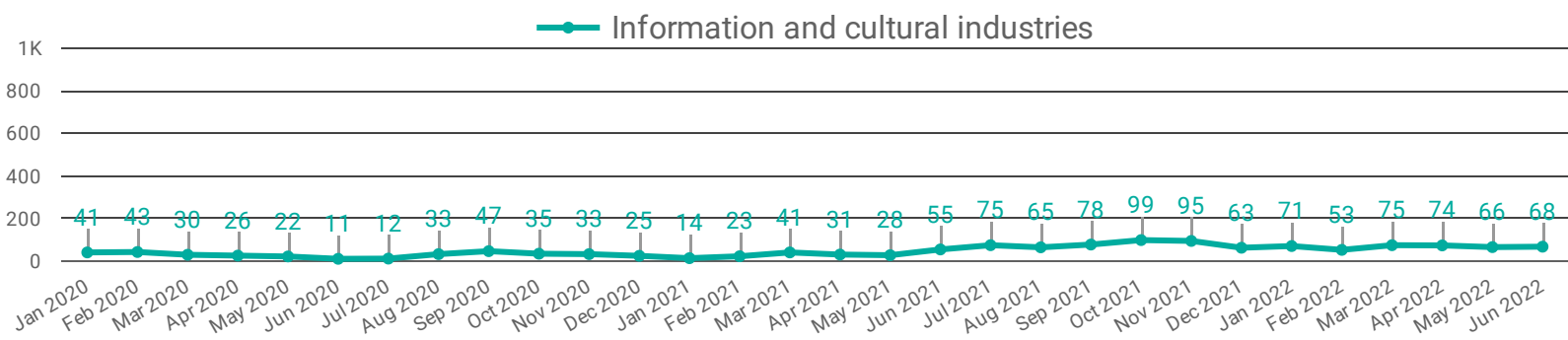
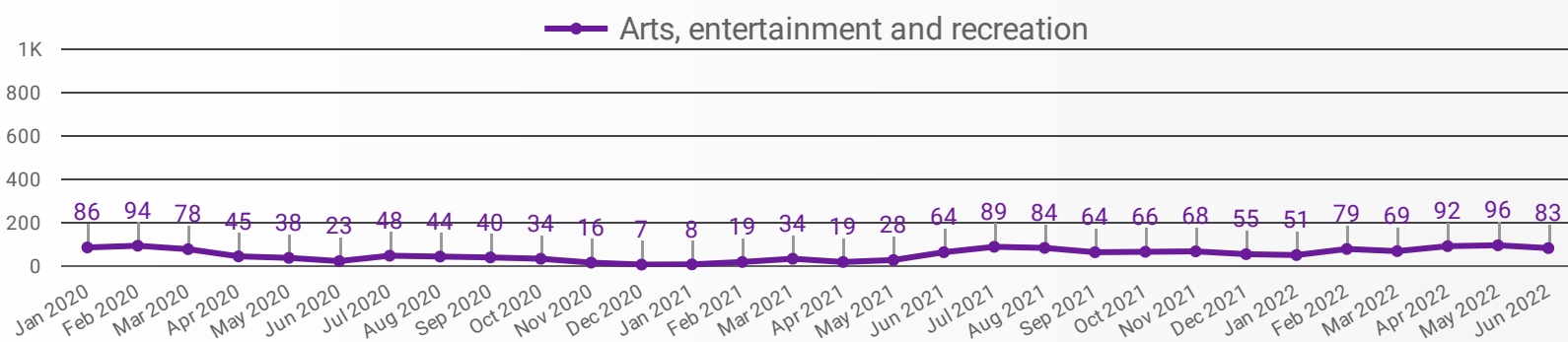
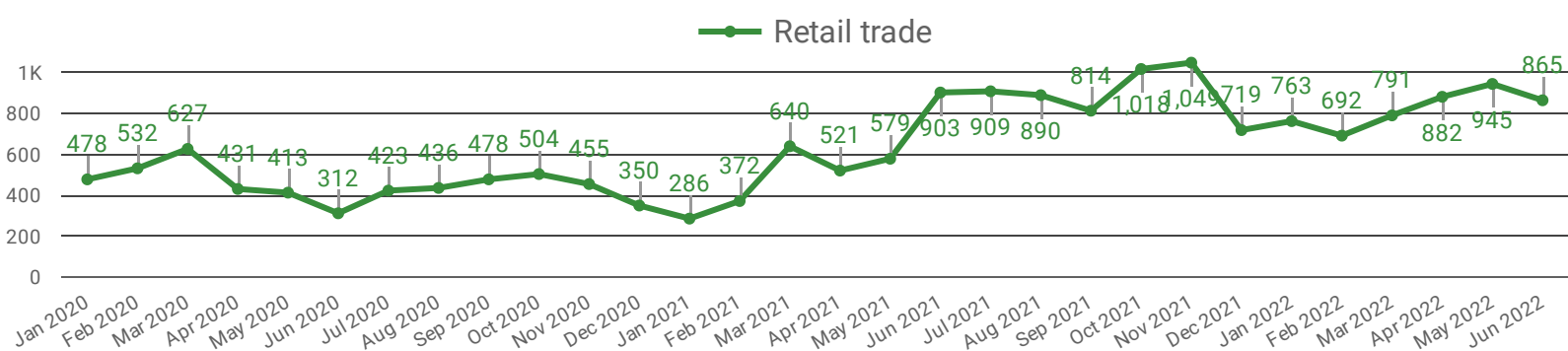
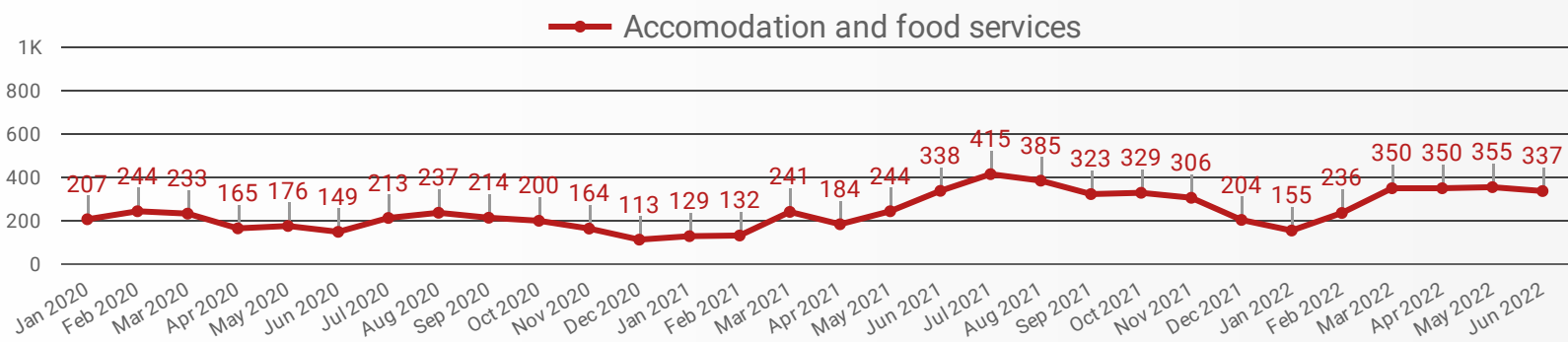
How many job postings were active for at least 1 day this month by sector?



NOTE: This graph cannot be filtered using the controls on the cover page

DEMAND BY IMPACTED SECTOR (WINDSOR-ESSEX)

How many job postings were active for at least 1 day this month by sector?



NOTE: This graph cannot be filtered using the controls on the cover page

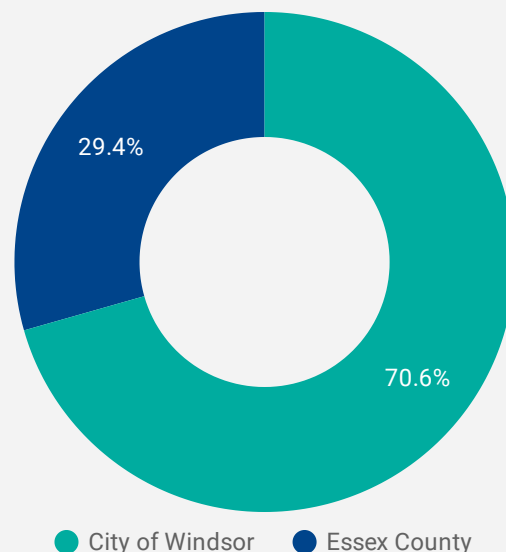
JOB POSTINGS BY MUNICIPALITY

Where are job opportunities being offered?

	MUNICIPALITY	POSTING COUNT	AVG POSTING LENGTH IN DAYS	MEDIAN POSTING LENGTH IN DAYS
1.	City of Windsor	4,707	20.8	15
2.	Municipality of Leamington	518	18.7	15
3.	Town of Tecumseh	476	18.5	15
4.	Town of Kingsville	296	20.0	20
5.	Town of Essex	214	20.0	15
6.	Town of Lakeshore	156	22.5	15
7.	Town of Amherstburg	153	17.4	15
8.	Town of LaSalle	148	17.1	15

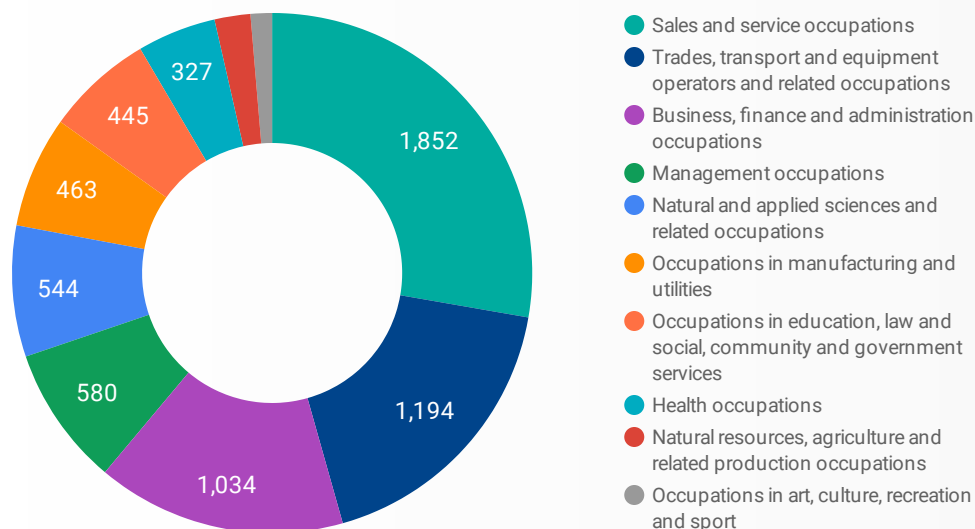
URBAN & RURAL DEMAND

Job Postings by Location



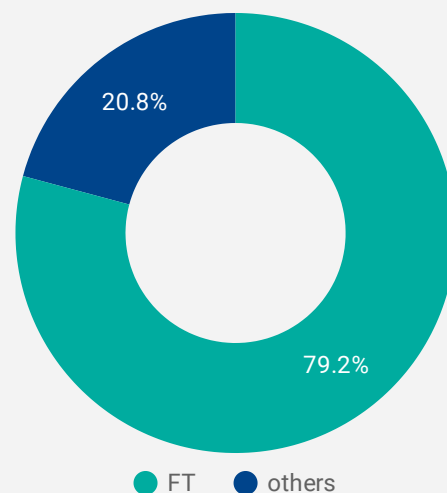
JOB POSTINGS BY SKILL TYPE

What skill type is being recruited?



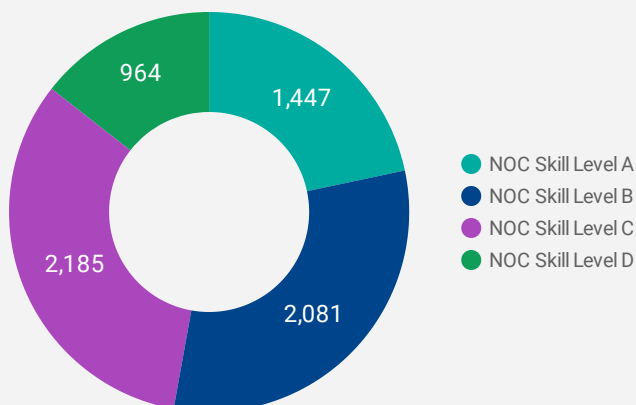
JOB TYPE

Full-time vs Part-time



JOB POSTINGS BY SKILL LEVEL

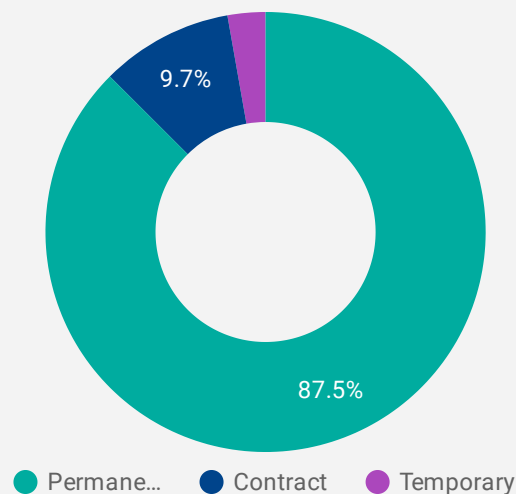
What education do occupations typically require?



Skill Level A = Usually University education | Skill Level B = Usually College education or Apprenticeship training | Skill Level C = Usually Secondary education or occupation-specific training | Skill Level D = Usually on-the-job training

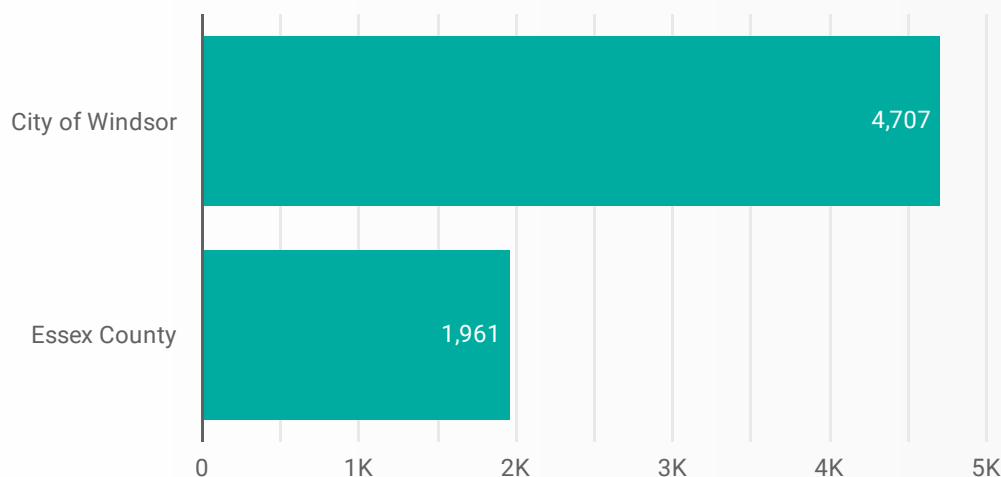
JOB DURATION

Permanency of jobs posted



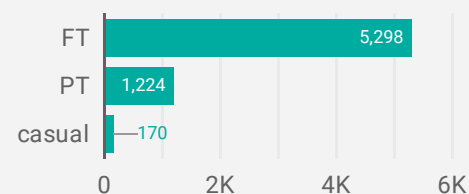
JOB POSTINGS BY COUNTY VS CITY

Job Postings by Location



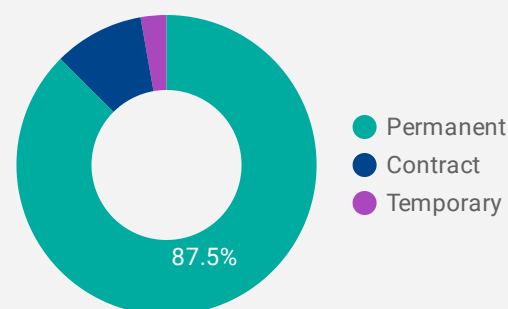
JOB TYPE

of Full-time vs Part-time Jobs



JOB DURATION

Permanency of jobs posted



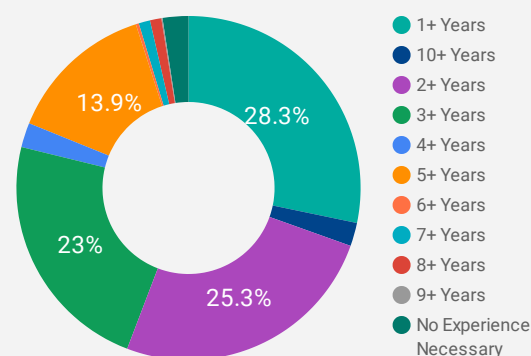
JOB POSTINGS BY MUNICIPALITY

Where are job opportunities being offered?

	MUNICIPALITY	POSTING COUNT	AVG POSTING LENGTH IN DAYS	MEDIAN POSTING LENGTH IN DAYS
1.	City of Windsor	4,707	20.8	15
2.	Municipality of Leamington	518	18.7	15
3.	Town of Tecumseh	476	18.5	15
4.	Town of Kingsville	296	20.0	20
5.	Town of Essex	214	20.0	15
6.	Town of Lakeshore	156	22.5	15
7.	Town of Amherstburg	153	17.4	15
8.	Town of LaSalle	148	17.1	15

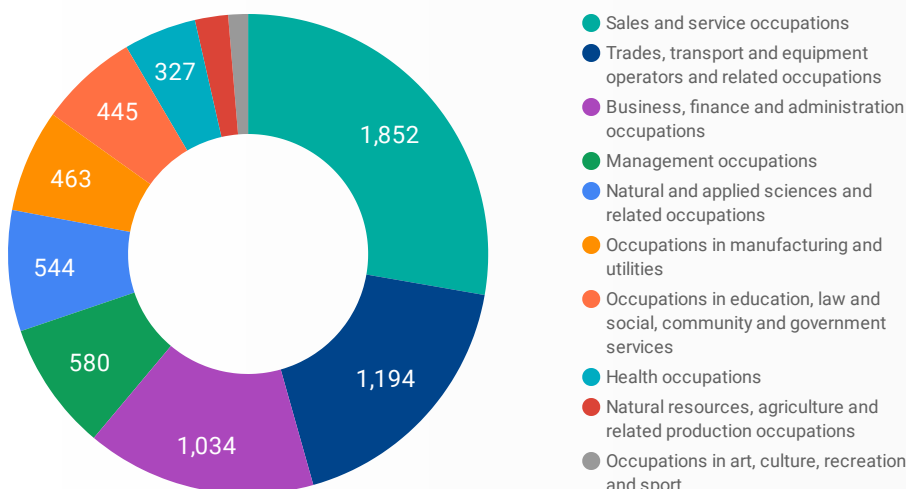
JOB EXPERIENCE LEVEL

Job Postings by Years of Experience Required



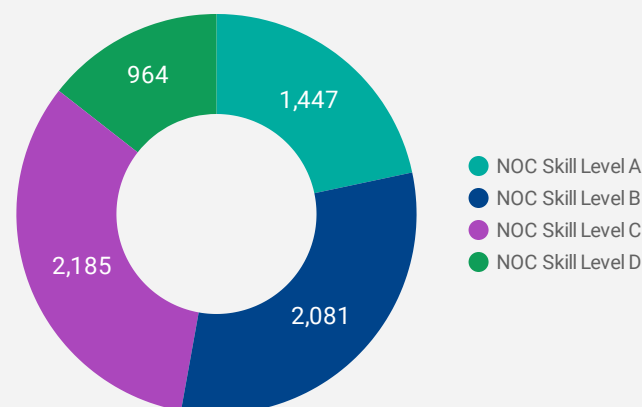
JOB POSTINGS BY SKILL TYPE

What skill type is being recruited?



JOB POSTINGS BY SKILL LEVEL

What education do occupations typically require?



Skill Level A = Usually University education | Skill Level B = Usually College education or Apprenticeship training | Skill Level C = Usually Secondary education or occupation-specific training | Skill Level D = Usually on-the-job training

TOP HIRING COMPANIES & AGENCIES

What companies are hiring?

	COMPANY	COMMUNITY	POSTINGS ▾	AVERAGE POSTING DURATION IN DAYS	MEDIAN POSTING DURATION IN DAYS
1.	Windsor Regional Hospital - Met Campus	Windsor	83	21.3	21
2.	City of Windsor Employment and Training Services (Windsor)	Windsor	58	269.4	106
3.	Loblaw Companies Limited	Windsor	48	12.1	15
4.	Unemployed Help Centre of Windsor Inc. (Belle River)	Windsor	47	72.4	70
5.	HUB International	Windsor	41	17.8	15
6.	Windsor, Corporation of the City of	Windsor	41	15.9	15
7.	Shoppers Drug Mart / Pharmaprix	Windsor	40	15.6	15
8.	Mastronardi Produce Limited	Kingsville	37	26.8	21
9.	Rocket Companies	Windsor	36	19.2	15
10.	UPS Canada	Windsor	36	26.1	27
11.	BELFOR Canada	Windsor	35	14.6	15
12.	Impact Staffing Inc.	Windsor	34	18.3	21
13.	Lancesoft	Windsor	28	28.3	33
14.	Hiram Walker & Sons Limited	Windsor	26	18.5	21
15.	University of Windsor	Windsor	24	17.5	21
16.	Victorian Order of Nurses / VON Canada	Windsor	24	18.9	15
17.	Loblaw Companies	Windsor	23	21.0	21
18.	The Electromac Group	Windsor	23	27.2	21
19.	The Plasman Group	Windsor	23	21.4	15
20.	Erie Shores HealthCare	Leamington	23	16.1	15
21.	FCA Canada Inc.	Windsor	23	26.1	21
22.	Global Excel Management	Windsor	22	14.7	15
23.	Municipality of Leamington	Leamington	22	21.6	16
24.	Segula Technologies	Windsor	22	2.0	2
25.	Express Employment Professionals	Windsor	22	21.0	21
26.	SyBridge Technologies Inc.	Windsor	22	18.3	15
27.	Highline Mushrooms	Leamington	21	20.5	21
28.	Windsor-Essex Catholic District School Board	Windsor	21	13.8	5
29.	Scotiabank	Windsor	21	18.8	21
30.	Flex-N-Gate Corporation	Windsor	21	18.9	21

TOP HOURLY WAGES IN JOB POSTINGS

What are employers willing to pay to find the perfect candidate?

of Minimum Wage Jobs

223

	JOB TITLE	COMPANY	LOCATION	WAGE POTENTIAL ▾
1.	General Physician	Windsor Essex Community Health Centre	Municipality of Leamington	\$157 
2.	Psychologist/Psychological Associate/Psychotherapist	McKenzie Psychology	City of Windsor	\$124 
3.	Nurse	Bridgingway Healthcare Solutions	Town of Kingsville	\$65 
4.	Nurse Practitioner	Leamington and Area Family Health Team	Municipality of Leamington	\$62.66 
5.	C Developer -ad	Unemployed Help Centre of Windsor Inc. (Belle River)	City of Windsor	\$60 
6.	Operations Manager, Manufacturing	CanArt Aluminum	City of Windsor	\$55.29 
7.	Manufacturing Manager	Can Art Aluminum	Town of Lakeshore	\$55.29 
8.	Pharmacist	Valor Health	City of Windsor	\$55 
9.	Maintenance Millwright	Goudreau Personnel by Swinton Ltd.	Town of Essex	\$54.5 
10.	Sales Administrator	Crawford General Contracting Inc.	City of Windsor	\$52.5 
11.	Financial Controller Job	WBSZ HOLDINGS LTD.	City of Windsor	\$52 
12.	Financial Controller	WBSZ HOLDINGS LTD.	City of Windsor	\$52 
				1 - 100 / 1266 < >

TOP SALARIES IN JOB POSTINGS

What are employers willing to pay to find the perfect candidate?

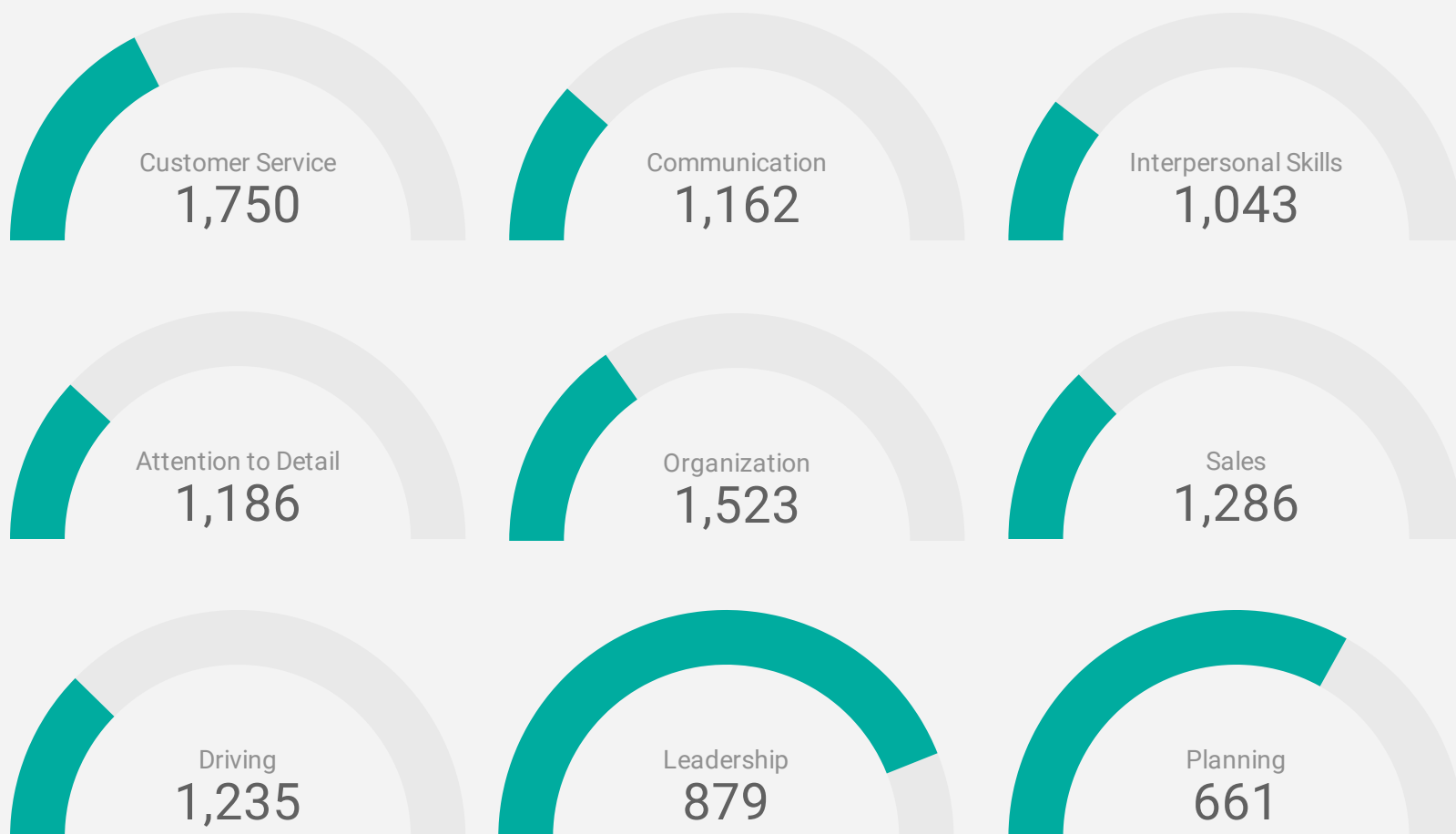
	JOB TITLE	COMPANY	LOCATION	SALARY POTENTIAL ▾
1.	Real Estate Agent - Pre-qualified Buyers Seller Meetings Booked For You!	Zoocasa	City of Windsor	\$350,000 
2.	Montreal Lanes	Load Boss Logistics Inc.	Town of Kingsville	\$350,000 
3.	Family Physician	Valor Health	City of Windsor	\$300,000 
4.	URGENT Owner Operator WANTED and drivers	Rahaf Transport Inc	City of Windsor	\$300,000 
5.	Anesthesiologists	Windsor Regional Hospital - Met Campus	City of Windsor	\$290,000 
6.	Emergency Medicine Physicians	Windsor Regional Hospital - Met Campus	City of Windsor	\$280,000 
7.	Cardiologist	Canadian Cardiac Care	City of Windsor	\$264,933 
8.	Owner Operator, Truck Driver Full Time	Onfreight Logistics	Town of Tecumseh	\$255,000 
9.	University Counsel & Chief Legal Officer	FOUR CORNERS GROUP	City of Windsor	\$190,000 
				1 - 100 / 2031 < >

TOP IN-DEMAND SKILLS

How many times were these skills found in job postings?

ACTIVE JOB POSTINGS THIS MONTH

6,692



KEY JOB REQUIREMENTS

How often are these requirements desired in job postings?

ACTIVE JOB POSTINGS THIS MONTH

6,692



Driver's License

25



First Aid

237



Regular Access to a Vehicle

254



Criminal Record Check

260



Microsoft Office

551



Food Safety

145

JOB POSTINGS BY 4-DIGIT NOC, SKILL LEVEL, FREQUENCY & DURATION

What jobs are hard-to-fill and/or in-demand?

	4-DIGIT NOC CODE	4-DIGIT NOC LABEL	OCCUPATION'S SKILL LEVEL	POSTING COUNT	AVG POSTING LENGTH IN DAYS	MEDIAN POSTING LENGTH IN DAYS
1.	6421	Retail salespersons	NOC Skill Level C	412	17	15
2.	7511	Transport truck drivers	NOC Skill Level C	190	19	15
3.	7452	Material handlers	NOC Skill Level C	177	19	21
4.	6552	Other customer and information services representatives	NOC Skill Level C	164	18	15.5
5.	6711	Food counter attendants, kitchen helpers and related support occupations	NOC Skill Level D	159	17	15
6.	7611	Construction trades helpers and labourers	NOC Skill Level D	152	21	15
7.	6322	Cooks	NOC Skill Level B	142	22	15
8.	9619	Other labourers in processing, manufacturing and utilities	NOC Skill Level D	136	21	21
9.	621	Retail and wholesale trade managers	NOC Skill Level A	119	20	16
10.	6622	Store shelf stockers, clerks and order fillers	NOC Skill Level D	111	18	21
11.	4412	Home support workers, housekeepers and related occupations	NOC Skill Level C	106	25	15
12.	6733	Janitors, caretakers and building superintendents	NOC Skill Level D	105	21	21
13.	6311	Food service supervisors	NOC Skill Level B	96	19	15
14.	1114	Other financial officers	NOC Skill Level A	81	18	15
15.	6541	Security guards and related security service occupations	NOC Skill Level C	80	18	16
16.	1241	Administrative assistants	NOC Skill Level B	79	24	15
17.	1221	Administrative officers	NOC Skill Level B	78	21	21
18.	7232	Tool and die makers	NOC Skill Level B	70	38	21
19.	6731	Light duty cleaners	NOC Skill Level D	69	22	15
20.	711	Construction managers	NOC Skill Level A	67	19	15
21.	4212	Social and community service workers	NOC Skill Level B	67	19	15
22.	111	Financial managers	NOC Skill Level A	65	19	15
23.	7231	Machinists and machining and tooling inspectors	NOC Skill Level B	64	33	15
24.	7514	Delivery and courier service drivers	NOC Skill Level C	62	19	21
25.	3012	Registered nurses and registered psychiatric nurses	NOC Skill Level A	59	18	21
26.	9617	Labourers in food and beverage processing	NOC Skill Level D	58	20	21
27.	6513	Food and beverage servers	NOC Skill Level C	57	20	15
28.	2133	Electrical and electronics engineers	NOC Skill Level A	56	19	21
29.	1121	Human resources professionals	NOC Skill Level A	55	19	15
30.	1521	Shippers and receivers	NOC Skill Level C	54	18	15

JOB POSTINGS BY 3-DIGIT NOC, SKILL LEVEL, FREQUENCY & DURATION

What jobs are hard to fill and/or in-demand?

	3-DIGIT NOC CODE	3-DIGIT NOC LABEL	OCCUPATION'S SKILL LEVEL	POSTING COUNT ▾	AVG POSTING LENGTH IN DAYS	MEDIAN POSTING LENGTH IN DAYS
1.	642	Retail salespersons	NOC Skill Level C	412	17	15
2.	751	Motor vehicle and transit drivers	NOC Skill Level C	270	20	15
3.	961	Labourers in processing, manufacturing and utilities	NOC Skill Level D	202	21	21
4.	673	Cleaners	NOC Skill Level D	188	22	16
5.	655	Customer and information services representatives	NOC Skill Level C	183	18	15
6.	745	Longshore workers and material handlers	NOC Skill Level C	177	19	21
7.	122	Administrative and regulatory occupations	NOC Skill Level B	167	19	21
8.	723	Machining, metal forming, shaping and erecting trades	NOC Skill Level B	167	34	15.5
9.	671	Food counter attendants, kitchen helpers and related support occupations	NOC Skill Level D	159	17	15
10.	632	Chefs and cooks	NOC Skill Level B	159	22	15
11.	761	Trades helpers and labourers	NOC Skill Level D	155	21	15
12.	111	Auditors, accountants and investment professionals	NOC Skill Level A	148	18	15
13.	662	Other sales support and related occupations	NOC Skill Level D	143	19	21
14.	213	Civil, mechanical, electrical and chemical engineers	NOC Skill Level A	130	20	21
15.	152	Supply chain logistics, tracking and scheduling co-ordination occupations	NOC Skill Level C	128	18	17
16.	421	Paraprofessional occupations in legal, social, community and education services	NOC Skill Level B	128	19	15
17.	062	Retail and wholesale trade managers	NOC Skill Level A	119	20	16
18.	124	Office administrative assistants - general, legal and medical	NOC Skill Level B	113	23	15
19.	441	Home care providers and educational support occupations	NOC Skill Level C	112	24	15
20.	631	Service supervisors	NOC Skill Level B	110	20	15
21.	112	Human resources and business service professionals	NOC Skill Level A	109	19	15
22.	141	General office workers	NOC Skill Level C	95	20	15
23.	011	Senior managers - construction, transportation, production and utilities	NOC Skill Level A	94	21	15
24.	223	Technical occupations in civil, mechanical and industrial engineering	NOC Skill Level B	92	21	21
25.	941	Machine operators and related workers in mineral and metal products processing and manufacturing	NOC Skill Level C	91	21	21
26.	071	Managers in customer and personal services, n.e.c.	NOC Skill Level A	90	19	15
27.	651	Occupations in food and beverage service	NOC Skill Level C	89	18	15
28.	121	Administrative services supervisors	NOC Skill Level B	84	17	15

JOB POSTINGS BY 2-DIGIT NOC, SKILL LEVEL, FREQUENCY & DURATION

What jobs are hard to fill and/or in-demand?

	2-DIGIT NOC CODE	2-DIGIT NOC LABEL	OCCUPATION'S SKILL LEVEL	POSTING COUNT ▾	AVG POSTING LENGTH IN DAYS	MEDIAN POSTING LENGTH IN DAYS
1.	64	Sales representatives and salespersons - wholesale and retail trade	NOC Skill Level C	417	18	15
2.	65	Service representatives and other customer and personal services occupations	NOC Skill Level C	397	18	15
3.	12	Administrative and financial supervisors and administrative occupations	NOC Skill Level B	382	20	15
4.	72	Industrial, electrical and construction trades	NOC Skill Level B	365	30	15
5.	67	Service support and other service occupations, n.e.c.	NOC Skill Level D	356	19	15
6.	75	Transport and heavy equipment operation and related maintenance occupations	NOC Skill Level C	319	20	15
7.	63	Service supervisors and specialized service occupations	NOC Skill Level B	318	22	15
8.	21	Professional occupations in natural and applied sciences	NOC Skill Level A	278	21	21
9.	22	Technical occupations related to natural and applied sciences	NOC Skill Level B	266	21	15
10.	11	Professional occupations in business and finance	NOC Skill Level A	257	19	15
11.	74	Other installers, repairers and servicers and material handlers	NOC Skill Level C	210	19	21
12.	96	Labourers in processing, manufacturing and utilities	NOC Skill Level D	202	21	21
13.	66	Sales support occupations	NOC Skill Level D	194	19	19
14.	14	Office support occupations	NOC Skill Level C	191	19	16
15.	06	Middle management occupations in retail and wholesale trade and customer services	NOC Skill Level A	188	19	15
16.	94	Processing and manufacturing machine operators and related production workers	NOC Skill Level C	175	21	21
17.	62	Retail sales supervisors and specialized sales occupations	NOC Skill Level B	170	18	15
18.	76	Trades helpers, construction labourers and related occupations	NOC Skill Level D	160	28	15
19.	41	Professional occupations in law and social, community and government services	NOC Skill Level A	151	19	15
20.	15	Distribution, tracking and scheduling co-ordination occupations	NOC Skill Level C	148	18	21
21.	01	Senior managers - construction, transportation, production and utilities	NOC Skill Level A	145	23	15
22.	73	Maintenance and equipment operation trades	NOC Skill Level B	140	22	15
23.	32	Technical occupations in health	NOC Skill Level B	137	17	15
24.	42	Paraprofessional occupations in legal, social, community and education services	NOC Skill Level B	128	19	15
25.	44	Care providers and educational, legal and public protection support occupations	NOC Skill Level C	116	24	15
26.	07	Managers in customer and personal services, n.e.c.	NOC Skill Level A	102	19	15
27.	84	Workers in natural resources, agriculture and related production	NOC Skill Level C	88	22	21

MULTILINGUAL JOB POSTINGS BY THE NUMBERS

ACTIVE POSTINGS
504

NEW POSTINGS
372

COMPANIES
246

LANGUAGES
11

OF DAYS POSTED

AVERAGE
18.3

MEDIAN
16

MULTILINGUAL JOB POSTINGS BY SKILL LEVEL

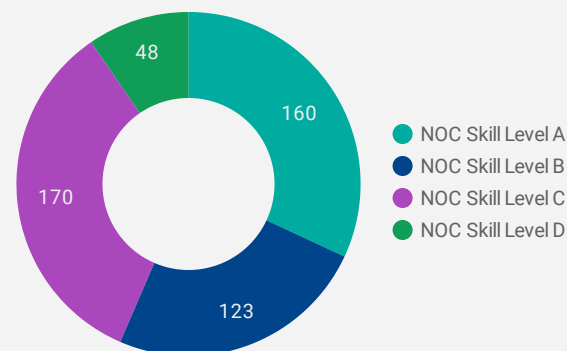
What language skills are employers looking for by occupational skill level?

160 Skill Level A - Management/ Professional Occupations usually requiring University

123 Skill Level B - Usually college education or apprenticeship training

170 Skill Level C - Usually secondary education or occupation-specific training

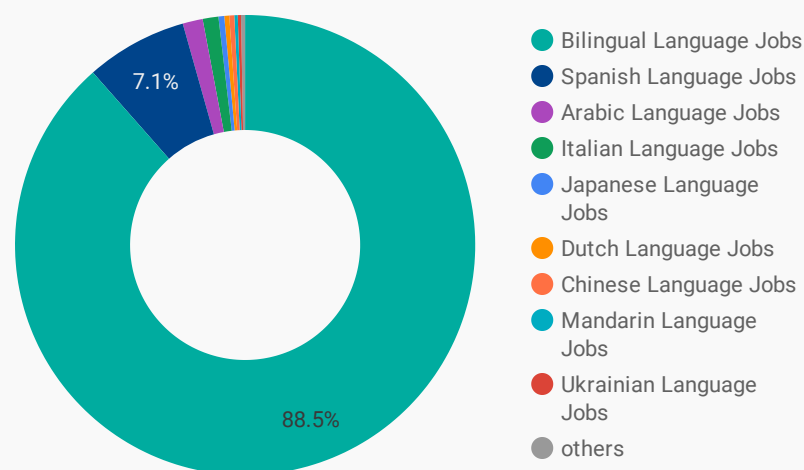
48 Skill Level D - Usually on-the-job training



LANGUAGES	NOC Skill Level A	NOC Skill Level B	NOC Skill Level C	NOC Skill Level D
Bilingual Language Jobs	142	104	155	35
Spanish Language Jobs	9	10	7	10
Arabic Language Jobs	3	5	1	
Italian Language Jobs	1	3	3	2
Mandarin Language Jobs	2		1	
Japanese Language Jobs	1		1	1
Ukrainian Language Jobs	1			

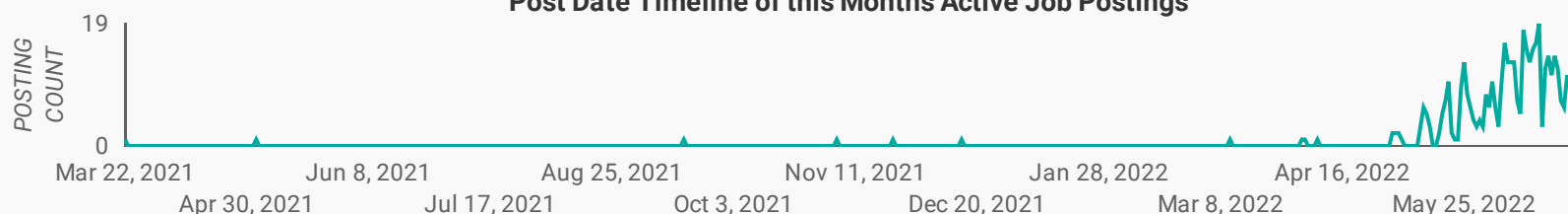
LANGUAGE SKILLS BREAKDOWN

Which kinds of language skills do employers seek?



	LANGUAGES	POSTING COUNT
1.	Bilingual Language Jobs	439
2.	Spanish Language Jobs	36
3.	Italian Language Jobs	9
4.	Arabic Language Jobs	9
5.	Japanese Language Jobs	3
6.	Mandarin Language Jobs	3

Post Date Timeline of this Month's Active Job Postings



LANGUAGE SKILLS BEING RECRUITED BY SKILL TYPE

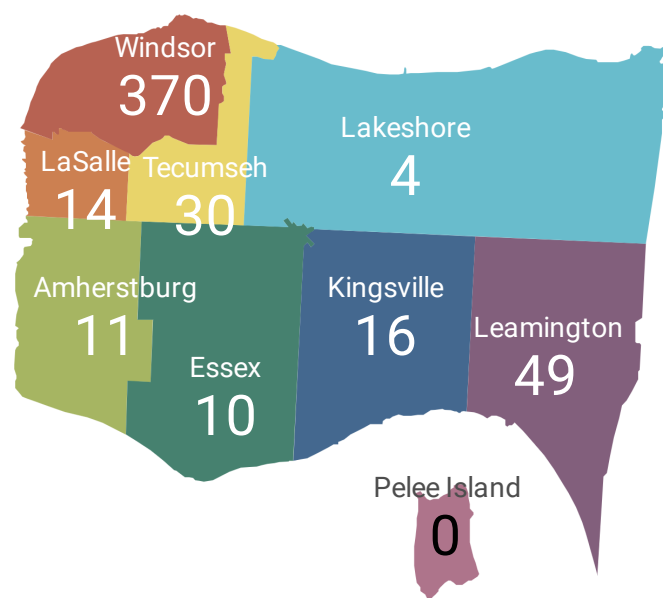
What language skills are sought by 1-Digit NOC?

SKILL TYPE NAME	Bilingual ...	Spanish ...	Arabic La...	Italian La...	Mandarin...	Japanese...	Grand total
Business, finance and administration occu...	82	9	2	1	1		95
Health occupations	54		1				55
Management occupations	53	3		1	2		59
Natural and applied sciences and related o...	18	4					23
Natural resources, agriculture and related ...		5					5
Occupations in art, culture, recreation and ...	5						6
Occupations in education, law and social, ...	54	3	4			1	63
Occupations in manufacturing and utilities	19	2					22
Sales and service occupations	112	6	2	7		2	130
Trades, transport and equipment operator...	39	4					43
Grand total	436	36	9	9	3	3	501

MULTILINGUAL JOB POSTINGS BY MUNICIPALITY

What language skills are sought by 4-Digit NOC?

	MUNICIPALITY	POSTINGS	AVG POSTING LENGTH IN DAYS	MEDIAN POSTING LENGTH IN DAYS
1.	City of Windsor	370	20.8	15
2.	Municipality of Leamington	49	18.7	15
3.	Town of Tecumseh	30	18.5	15
4.	Town of Kingsville	16	20.0	20
5.	Town of LaSalle	14	17.1	15
6.	Town of Amherstburg	11	17.4	15
7.	Town of Essex	10	20.0	15
8.	Town of Lakeshore	4	22.5	15



	UPPER TIER	POSTINGS	AVG POSTING LENGTH IN DAYS	MEDIAN POSTING LENGTH IN DAYS
1.	City of Windsor	370	20.8	15
2.	Essex County	134	19.0	15

LANGUAGE DEMAND BY JOB

What language skills are sought by 4-Digit NOC?

4 DIGIT NOC NAME		POSTINGS ▾
1.	Retail salespersons	36
2.	Registered nurses and registered psychi...	22
3.	Other customer and information service...	21
4.	Managers in health care	16
5.	Food counter attendants, kitchen helpers...	13
6.	Social and community service workers	12
7.	Home support workers, housekeepers an...	11
8.	Transport truck drivers	10
9.	Other financial officers	10
10.	Construction managers	9
11.	Social workers	9
12.	Material handlers	9
13.	Nurse aides, orderlies and patient servic...	9
14.	Cooks	9
15.	Other labourers in processing, manufact...	8
16.	Administrative assistants	8
17.	Human resources and recruitment officers	8
18.	Licensed practical nurses	8
19.	Retail and wholesale trade managers	7
20.	Human resources professionals	7
21.	Food and beverage servers	6
22.	General office support workers	6
23.	Accounting and related clerks	6
24.	Banking, insurance and other financial cl...	6
25.	Construction trades helpers and labourers	6
26.	Financial managers	5
27.	Business development officers and mark...	5
28.	Family, marriage and other related couns...	5
29.	Insurance agents and brokers	4
30.	Receptionists	4
31.	Other sales related occupations	4
32.	Program leaders and instructors in recre...	4
1 - 100 / 143		< >

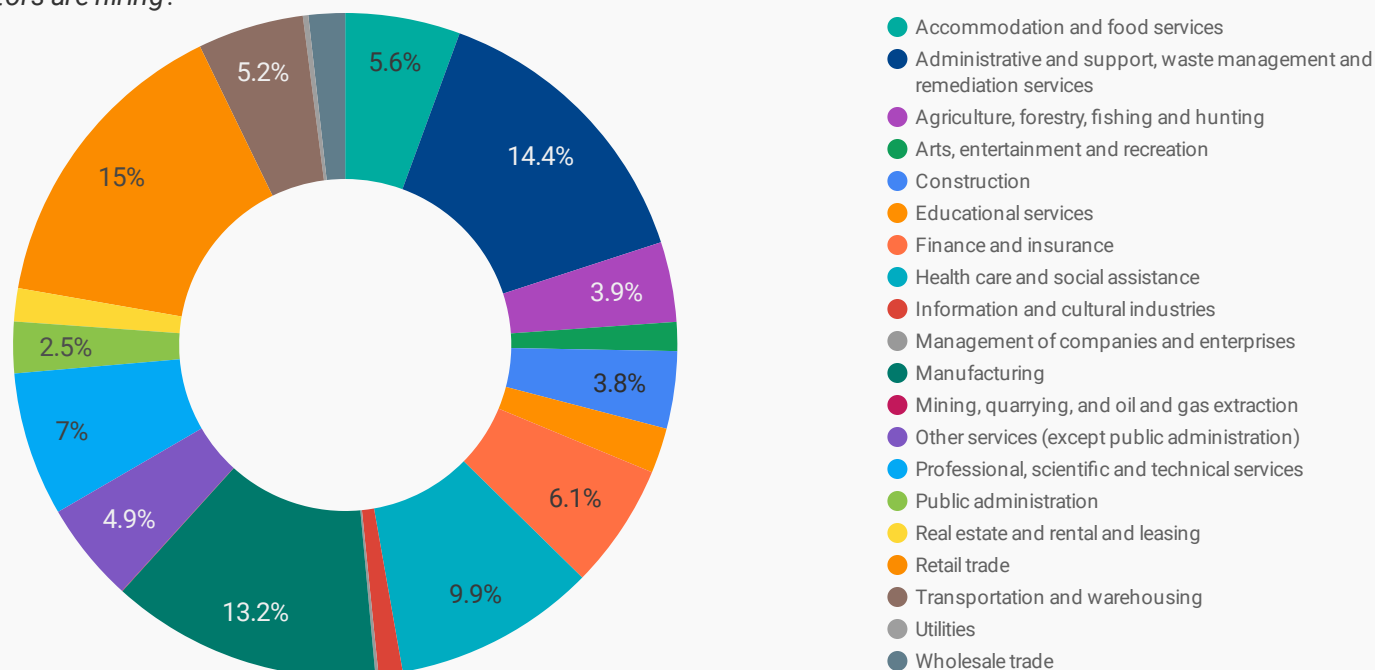
MULTILINGUAL HIRING EMPLOYERS

Which employers are seeking multilingual candidates?

COMPANY		POSTINGS ▾
1.	Windsor Regional Hospital - Met Campus	49
2.	Victorian Order of Nurses / VON Canada	20
3.	Global Excel Management	19
4.	Desjardins	11
5.	Express Employment Professionals	10
6.	HÃ'tel-Dieu Grace Healthcare	8
7.	HUB International	8
8.	East Side Mario's	8
9.	Legacy Personnel Solutions	7
10.	Sitel Group	7
11.	The Source (Bell) Electronics Inc.	6
12.	Green Shield Canada	5
13.	La Source	5
14.	The Source	5
15.	A.V. Gauge & Fixture Inc.	5
16.	Highline Mushrooms	5
17.	Windsor Essex Community Health Centre	5
18.	NFP Corp	5
19.	Immigration, Refugees and Citizenship Canada	4
20.	Farrow	4
21.	Windsor-Essex Catholic District School Board	4
22.	Mucci Farms Ltd.	3
23.	Franco-Sol Garderie	3
24.	Erie Shores HealthCare	3
25.	Family Services Windsor-Essex	3
26.	BELL MOBILITY/BELL MOBILITÃ%	3
27.	Windsor, Corporation of the City of	3
1 - 50 / 250		< >

TOP HIRING SECTORS BY 2-DIGIT NAICS CODE

What sectors are hiring?



	NAICS CODE	2-DIGIT NAICS LABEL	POSTING COUNT	AVG POSTING LENGTH IN DAYS	MEDIAN POSTING LENGTH IN DAYS
1.	56	Administrative and support, waste management and remediation services	873	21.1	21
2.	44-45	Retail trade	865	17.7	15
3.	31-33	Manufacturing	825	19.6	15
4.	62	Health care and social assistance	642	19.0	15
5.	54	Professional, scientific and technical services	402	19.2	15
6.	81	Other services (except public administration)	341	37.6	15
7.	52	Finance and insurance	340	19.1	15
8.	72	Accommodation and food services	337	20.9	15
9.	48-49	Transportation and warehousing	310	19.4	15
10.	11	Agriculture, forestry, fishing and hunting	249	25.1	21
11.	23	Construction	246	22.7	15
12.	91	Public administration	162	17.2	15
13.	61	Educational services	124	17.4	15
14.	53	Real estate and rental and leasing	111	20.2	17
15.	41	Wholesale trade	98	17.5	16
16.	71	Arts, entertainment and recreation	83	20.4	20
17.	51	Information and cultural industries	68	17.9	15
18.	22	Utilities	18	15.8	15
19.	55	Management of companies and enterprises	8	16.0	15
20.	21	Mining, quarrying, and oil and gas extraction	2	15.0	15

NOTE: NAICS code 56 includes Employment Agencies. Manufacturing includes codes 31-33, Retail Trade includes codes 44-45 and Transportation and Warehousing includes codes 48-49.

TOP HIRING SECTORS BY 3-DIGIT NAICS CODE

What sectors are hiring?

	NAICS CODE	3-DIGIT NAICS LABEL	POSTING COUNT ▾	AVERAGE POSTING LENGTH IN DAYS	MEDIAN POSTING LENGTH IN DAYS
1.	561	Administrative and support services	845	21.2	21
2.	541	Professional, scientific and technical services	402	19.2	15
3.	722	Food services and drinking places	308	21.4	15
4.	333	Machinery manufacturing	249	19.2	15
5.	111	Crop production	237	25.0	21
6.	624	Social assistance	210	19.1	15
7.	813	Religious, grant-making, civic, and professional and similar organizations	195	55.0	15
8.	621	Ambulatory health care services	193	18.7	15
9.	522	Credit intermediation and related activities	172	19.9	15
10.	445	Food and beverage stores	171	18.4	21
11.	484	Truck transportation	156	20.2	15
12.	336	Transportation equipment manufacturing	154	20.8	15
13.	623	Nursing and residential care facilities	142	17.8	15
14.	524	Insurance carriers and related activities	136	15.9	15
15.	238	Specialty trade contractors	132	21.3	21
16.	913	Local, municipal and regional public administration	129	15.9	15
17.	611	Educational services	124	17.4	15
18.	332	Fabricated metal product manufacturing	116	21.5	18.5
19.	448	Clothing and clothing accessories stores	116	18.7	15
20.	446	Health and personal care stores	114	16.7	15
21.	622	Hospitals	97	21.1	21
22.	452	General merchandise stores	95	15.5	15
23.	453	Miscellaneous store retailers	92	17.7	15
24.	444	Building material and garden equipment and supplies dealers	88	16.8	15
25.	236	Construction of buildings	86	25.7	15
26.	492	Couriers and messengers	82	18.8	21
27.	713	Amusement, gambling and recreation industries	76	18.8	20
28.	811	Repair and maintenance	75	20.2	15
29.	531	Real estate	74	19.3	15
30.	311	Food manufacturing	70	18.4	15
31.	812	Personal and laundry services	65	19.1	15

TOP HIRING SECTORS BY 4-DIGIT NAICS CODE

What sectors are hiring?

	NAICS CODE	4-DIGIT NAICS LABEL	POSTING COUNT ▾	AVERAGE POSTING LENGTH IN DAYS	MEDIAN POSTING DAYS IN LENGTH
1.	5613	Employment services	607	21.8	21
2.	7225	Full-service restaurants and limited-service eating places	265	22.1	15
3.	8134	Civic and social organizations	184	58.8	17.5
4.	1119	Other crop farming	175	24.5	21
5.	3335	Metalworking machinery manufacturing	154	19.6	15
6.	4451	Grocery stores	151	18.0	16
7.	4841	General freight trucking	148	20.5	15
8.	5413	Architectural, engineering and related services	139	19.5	15
9.	9139	Other local, municipal and regional public administration	121	15.9	15
10.	5242	Agencies, brokerages and other insurance related activities	115	17.2	15
11.	4461	Health and personal care stores	114	16.7	15
12.	6241	Individual and family services	114	21.9	15
13.	5221	Depository credit intermediation	106	20.5	21
14.	4481	Clothing stores	104	19.2	15
15.	5617	Services to buildings and dwellings	100	21.3	15
16.	3361	Motor vehicle manufacturing	96	20.4	21
17.	6221	General medical and surgical hospitals	96	21.1	21
18.	6231	Nursing care facilities	87	18.8	15
19.	4441	Building material and supplies dealers	83	16.7	15
20.	4529	Other general merchandise stores	79	15.3	15
21.	7139	Other amusement and recreation industries	76	18.8	20
22.	5416	Management, scientific and technical consulting services	72	16.1	15
23.	5616	Investigation and security services	63	18.7	17
24.	4921	Couriers	61	19.9	21
25.	6214	Out-patient care centres	60	17.7	15
26.	3322	Cutlery and hand tool manufacturing	57	25.1	18.5
27.	6242	Community food and housing, and emergency and other relief services	55	15.5	15
28.	4539	Other miscellaneous store retailers	55	17.6	15
29.	4431	Electronics and appliance stores	54	15.2	15
30.	3339	Other general-purpose machinery manufacturing	53	20.7	15
31.	5223	Activities related to credit intermediation	53	18.7	15

TOP HIRING SECTORS BY 5-DIGIT NAICS CODE

What sectors are hiring?

	NAICS CODE	5-DIGIT NAICS LABEL	POSTING COUNT ▾	AVERAGE POSTING LENGTH IN DAYS	MEDIAN POSTING LENGTH IN DAYS
1.	56131	Employment placement agencies and executive search services	607	21.8	21
2.	72251	Full-service restaurants and limited-service eating places	265	22.1	15
3.	81341	Civic and social organizations	184	58.8	17.5
4.	11199	All other crop farming	175	24.5	21
5.	33351	Metalworking machinery manufacturing	154	19.6	15
6.	44511	Supermarkets and other grocery (except convenience) stores	141	17.9	16
7.	48412	General freight trucking, long distance	130	20.9	18
8.	54133	Engineering services	123	18.5	15
9.	91391	Other local, municipal and regional public administration	121	15.9	15
10.	62211	General medical and surgical hospitals	96	21.1	21
11.	33611	Automobile and light-duty motor vehicle manufacturing	95	20.5	21
12.	62311	Nursing care facilities	87	18.8	15
13.	62419	Other individual and family services	79	25.4	15
14.	44611	Pharmacies and drug stores	79	16.7	15
15.	45299	All other general merchandise stores	79	15.3	15
16.	52421	Insurance agencies and brokerages	77	17.9	15
17.	44413	Hardware stores	76	16.7	15
18.	52211	Banking	72	18.4	17
19.	49211	Couriers	61	19.9	21
20.	62149	Other out-patient care centres	60	17.7	15
21.	33221	Cutlery and hand tool manufacturing	57	25.1	18.5
22.	44314	Electronics and appliance stores	54	15.2	15
23.	33399	All other general-purpose machinery manufacturing	52	20.7	15
24.	45399	All other miscellaneous store retailers	50	18.3	15
25.	71394	Fitness and recreational sports centres	49	18.0	21
26.	62423	Emergency and other relief services	49	15.4	15
27.	23622	Commercial and institutional building construction	49	32.7	15
28.	32619	Other plastic product manufacturing	48	17.7	21
29.	62331	Community care facilities for the elderly	47	16.2	15
30.	52231	Mortgage and non-mortgage loan brokers	45	18.6	15
31.	33637	Motor vehicle metal stamping	44	22.0	21

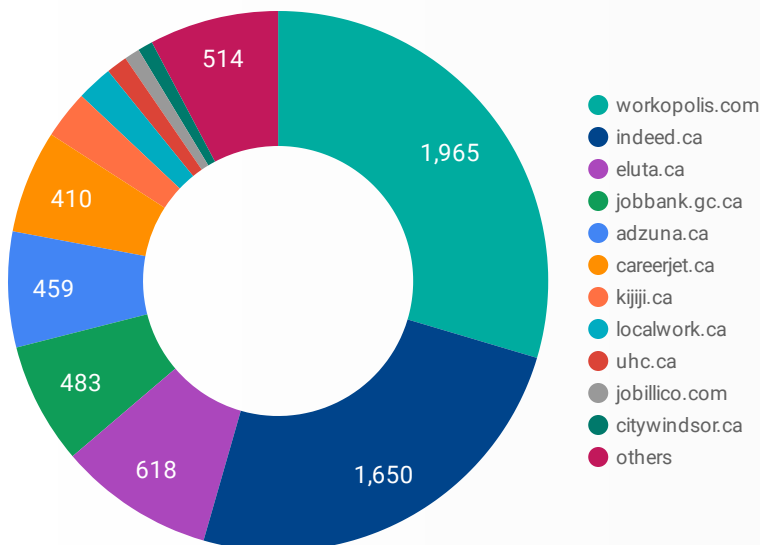
TOP HIRING SECTORS BY 6-DIGIT NAICS CODE

What sectors are hiring?

	NAICS CODE	6-DIGIT NAICS LABEL	POSTING COUNT ▾	AVG POSTING LENGTH IN DAYS	MEDIAN POSTING LENGTH IN DAYS
1.	561310	Employment placement agencies and executive search services	607	21.8	21
2.	813410	Civic and social organizations	184	58.8	17.5
3.	722511	Full-service restaurants	152	21.4	15
4.	445110	Supermarkets and other grocery (except convenience) stores	141	17.9	16
5.	333511	Industrial mould manufacturing	136	19.3	15
6.	541330	Engineering services	123	18.5	15
7.	111993	Fruit and vegetable combination farming	122	25.2	15
8.	913910	Other local, municipal and regional public administration	121	15.9	15
9.	722512	Limited-service eating places	113	22.9	15
10.	484122	General freight trucking, long distance, less than truck-load	106	22.6	21
11.	622111	General (except paediatric) hospitals	96	21.1	21
12.	336110	Automobile and light-duty motor vehicle manufacturing	95	20.5	21
13.	623110	Nursing care facilities	87	18.8	15
14.	452999	All other miscellaneous general merchandise stores	79	15.3	15
15.	446110	Pharmacies and drug stores	79	16.7	15
16.	624190	Other individual and family services	79	25.4	15
17.	524210	Insurance agencies and brokerages	77	17.9	15
18.	444130	Hardware stores	76	16.7	15
19.	522111	Personal and commercial banking industry	72	18.4	17
20.	492110	Couriers	61	19.9	21
21.	621494	Community health centres	57	17.8	15
22.	332210	Cutlery and hand tool manufacturing	57	25.1	18.5
23.	443143	Appliance, television and other electronics stores	53	15.2	15
24.	111999	All other miscellaneous crop farming	53	22.9	21
25.	333990	All other general-purpose machinery manufacturing	52	20.7	15
26.	624230	Emergency and other relief services	49	15.4	15
27.	713940	Fitness and recreational sports centres	49	18.0	21
28.	236220	Commercial and institutional building construction	49	32.7	15
29.	623310	Community care facilities for the elderly	47	16.2	15
30.	522310	Mortgage and non-mortgage loan brokers	45	18.6	15
31.	336370	Motor vehicle metal stamping	44	22.0	21

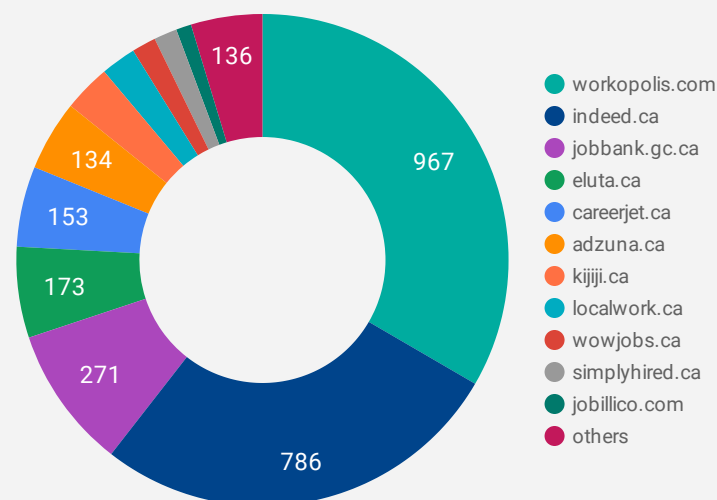
JOB POSTINGS BY JOB BOARD

What share of unique job postings appear on each job board?



COMPANIES BY JOB BOARD

What share of unique job postings appear on each job board?



JOB POSTING DETAILS BY JOB BOARD

How does job posting activity differ by job board?

	JOB BOARD	POSTING COUNT	AVG POSTING LENGTH IN DAYS	MEDIAN POSTING LENGTH IN DAYS	# OF COMPANIES
1.	workopolis.com	1,965	15	15	967
2.	indeed.ca	1,650	21	21	786
3.	eluta.ca	618	20	21	173
4.	jobbank.gc.ca	483	36	23	271
5.	adzuna.ca	459	15	15	134
6.	careerjet.ca	410	23	22	153
7.	kijiji.ca	192	15	15	90
8.	localwork.ca	143	5	3	67
9.	uhc.ca	84	82	70	3
10.	jobillico.com	61	24	18	29
11.	citywindsor.ca	60	269	106	2
12.	wowjobs.ca	58	38	38.5	46
13.	simplyhired.ca	50	39	39	44
14.	careerbuilder.ca	50	22	30.5	13
15.	ziprecruiter.com	40			29
16.	careerarc.com	37	19	17	11
17.	network.applytoeducation.com	27	11	5	2
18.	randstad.ca	24	27	10	1

MAPPING THIS MONTH'S ACTIVE JOB POSTINGS IN WINDSOR-ESSEX

How many job postings were active for at least 1 day this month?

