

JOB DEMAND REPORT

APRIL 2022

HIGHLIGHTS

JOB POSTINGS BY THE NUMBERS

TOTAL POSTINGS	NEW THIS MONTH	COMPANIES	JOB BOARDS
6,460	4,169	2,088	45

OF DAYS POSTED

AVERAGE	MEDIAN
17.8	15

REPORT BUILDER

The default filter selection below will show all job demand data for the month. You can use the filters to create a customized report for the purpose of understanding a subset of the data.

OCCUPATION FILTERS

SKILL TYPE NAME / 1-DIGIT NOC	▼
MAJOR GROUP / 2-DIGIT NOC	▼
MINOR GROUP / 3-DIGIT NOC	▼
UNIT GROUP / 4-DIGIT NOC	▼
SKILL LEVEL	▼
JOB TYPE	▼
JOB DURATION	▼
ADDITIONAL LANGUAGE	▼
SPECIFIC JOB TAGS	▼

INDUSTRY/SECTOR FILTERS

HIRING SECTOR BY 2-DIGIT NAICS CODE	▼
HIRING SECTOR BY 3-DIGIT NAICS CODE	▼
HIRING SECTOR BY 4-DIGIT NAICS CODE	▼
HIRING SECTOR BY 5-DIGIT NAICS CODE	▼
HIRING SECTOR BY 6-DIGIT NAICS CODE	▼

OTHER FILTERS

MUNICIPALITY	▼
CITY OR COUNTY	▼
JOB BOARD	▼

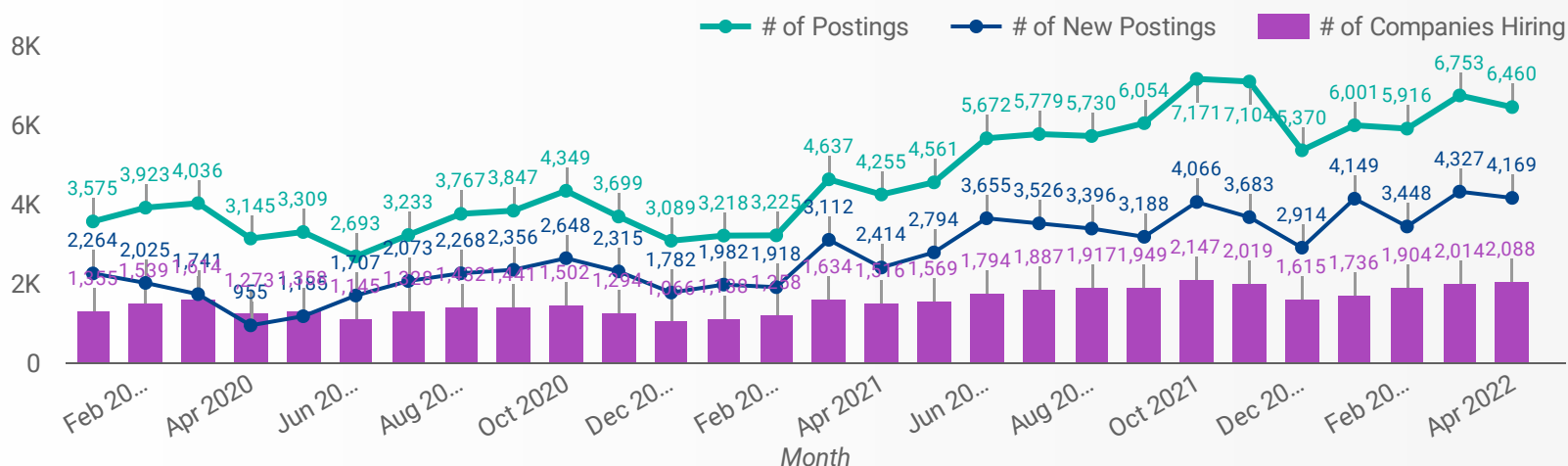
NOC = National Occupation Classification | NAICS = North American Industry Classification System

Source:

Job posting data collected by Workforce WindsorEssex from job boards and employer websites who recruit candidates in Windsor-Essex.

JOB POSTINGS BY MONTH FOR WINDSOR-ESSEX

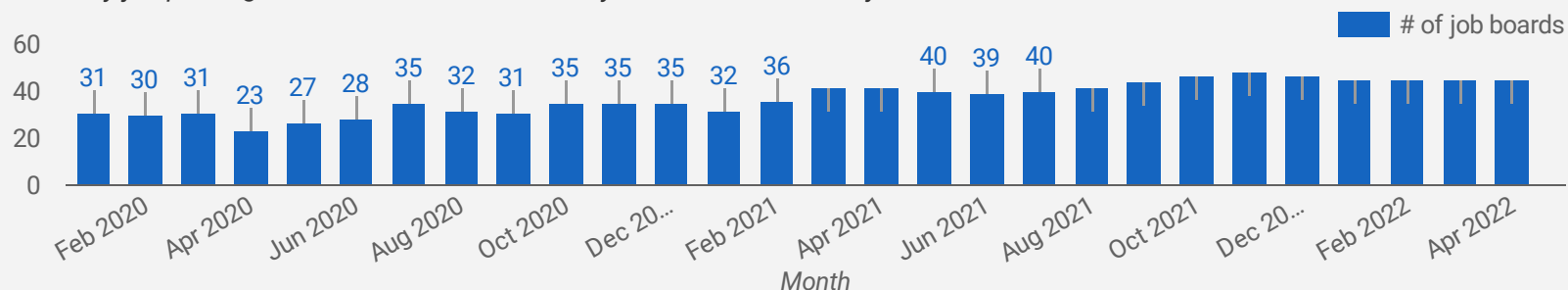
How many job postings were active for at least 1 day this month?



NOTE: This graph cannot be filtered using the controls on the cover page

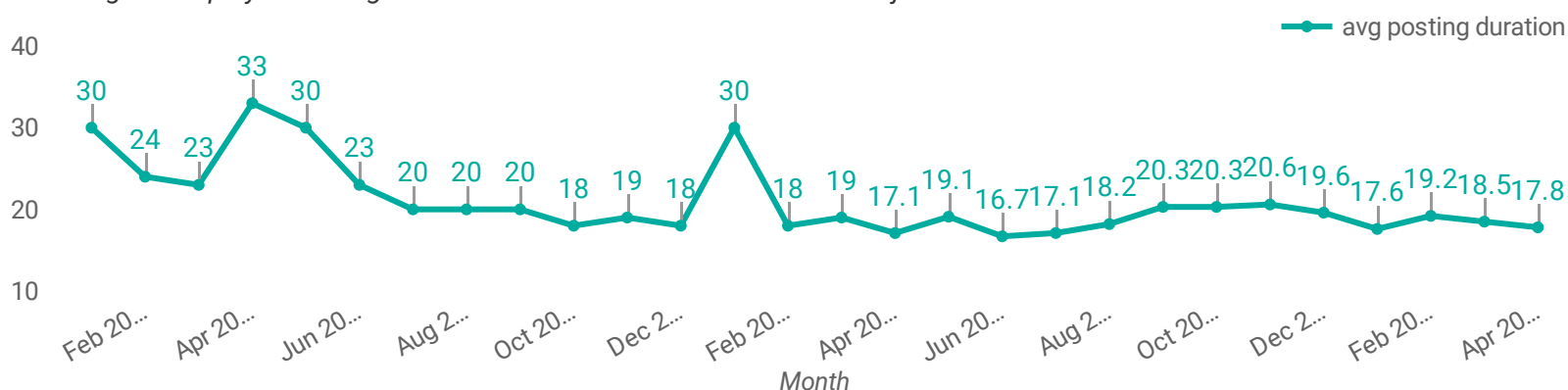
NUMBER OF ACTIVE JOB BOARDS

How many job postings were active for at least 1 day this month on these job boards?



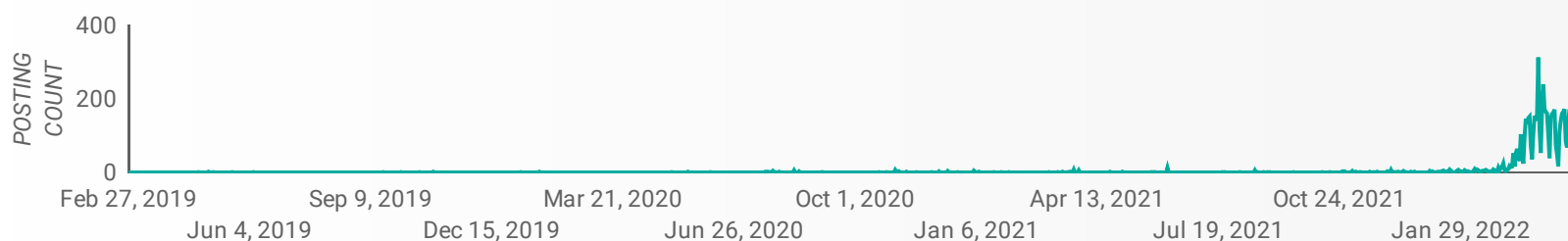
AVG & MEDIAN POSTING LENGTH BY DAYS

How long are employers having to recruit for to find candidates to fill their job vacancies?



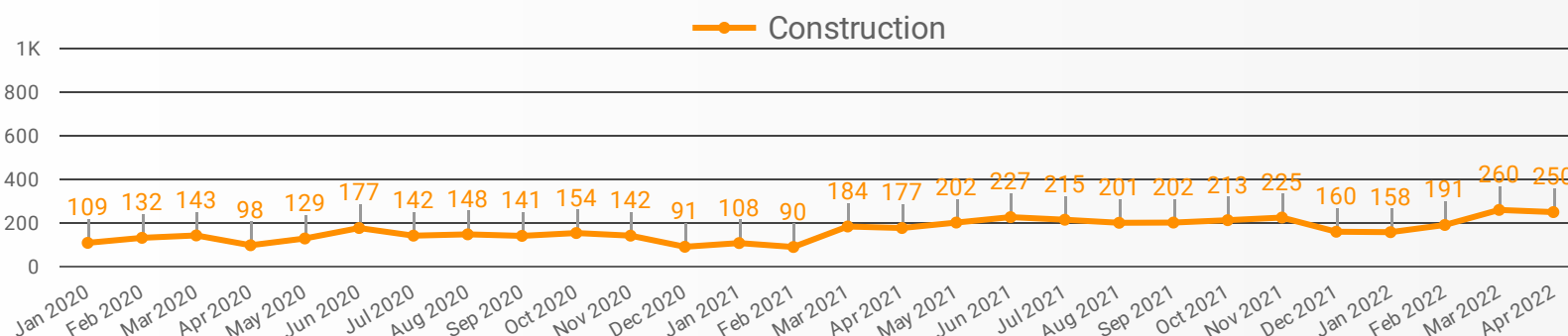
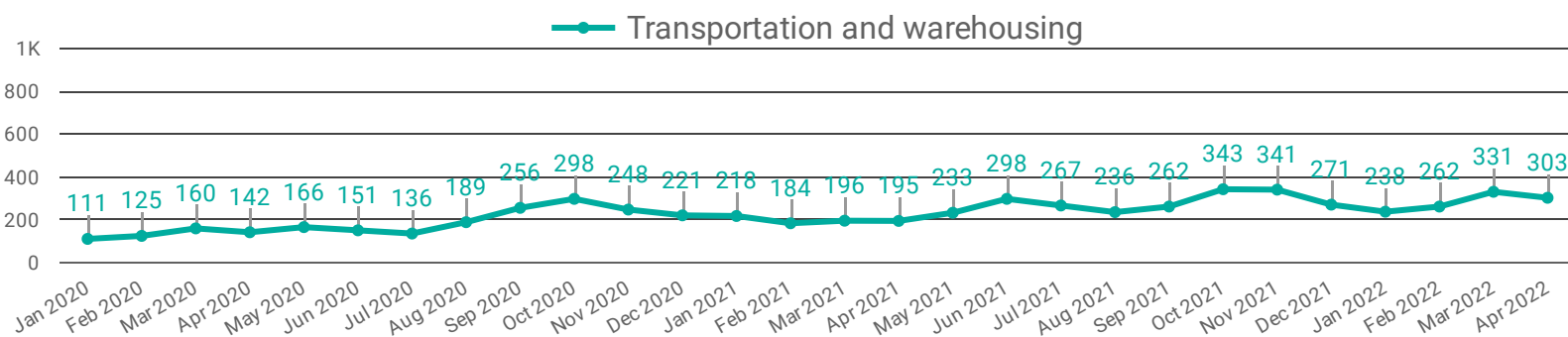
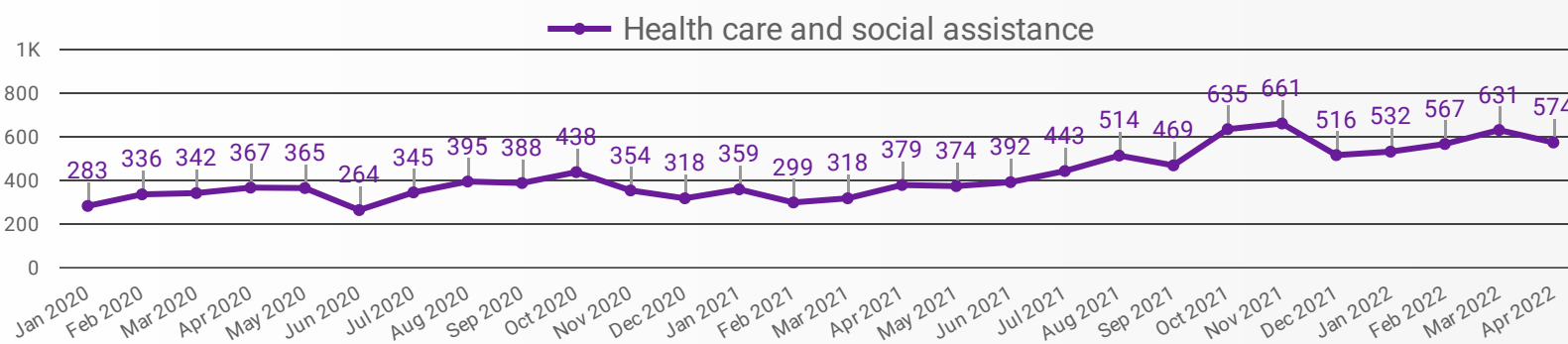
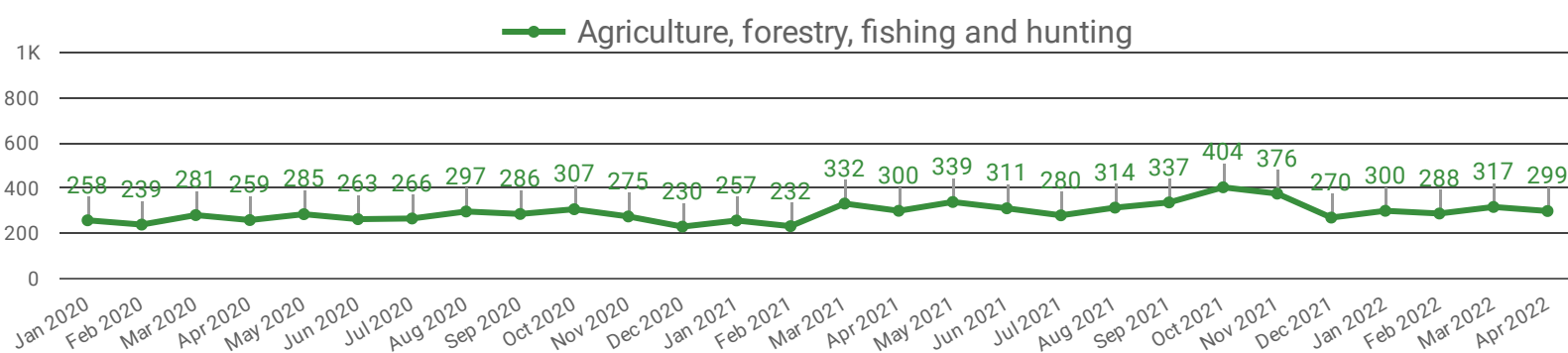
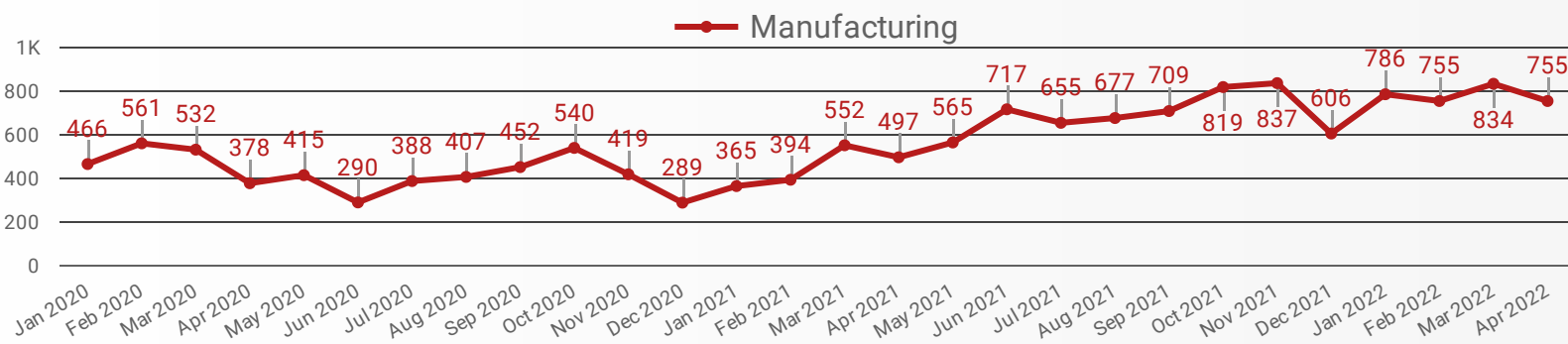
POST DATE TIMELINE FOR THIS MONTH'S ACTIVE JOB POSTINGS

How many job postings were active for at least 1 day this month?



DEMAND BY KEY SECTOR (WINDSOR-ESSEX)

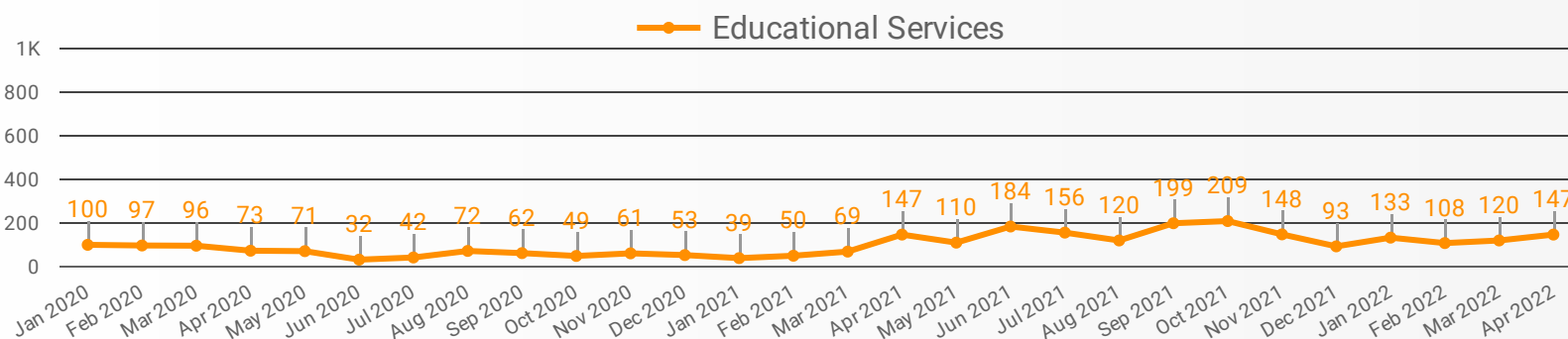
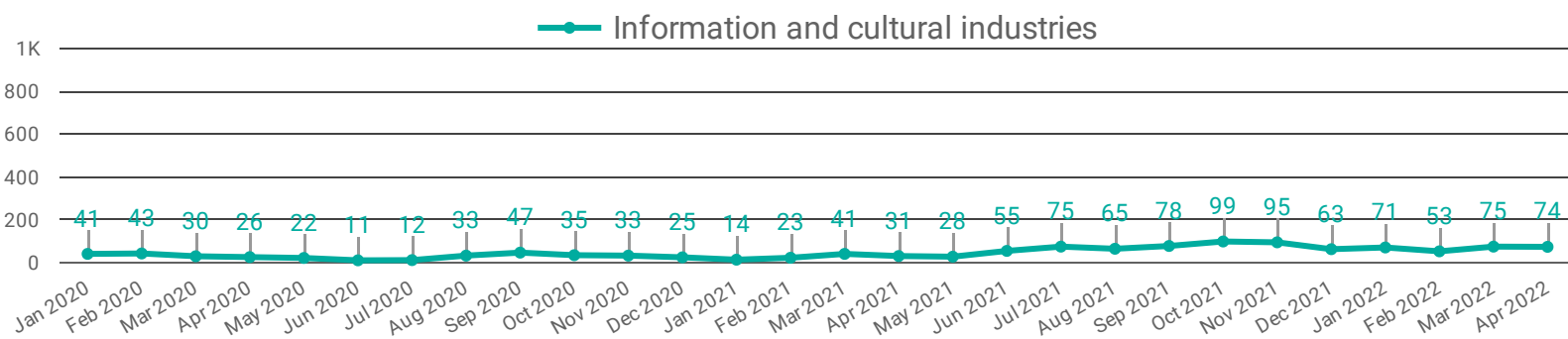
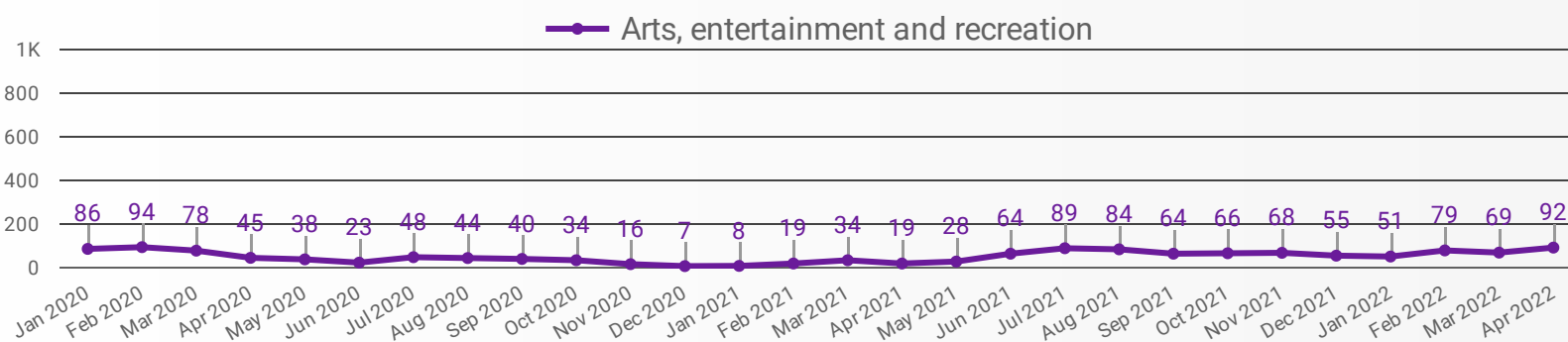
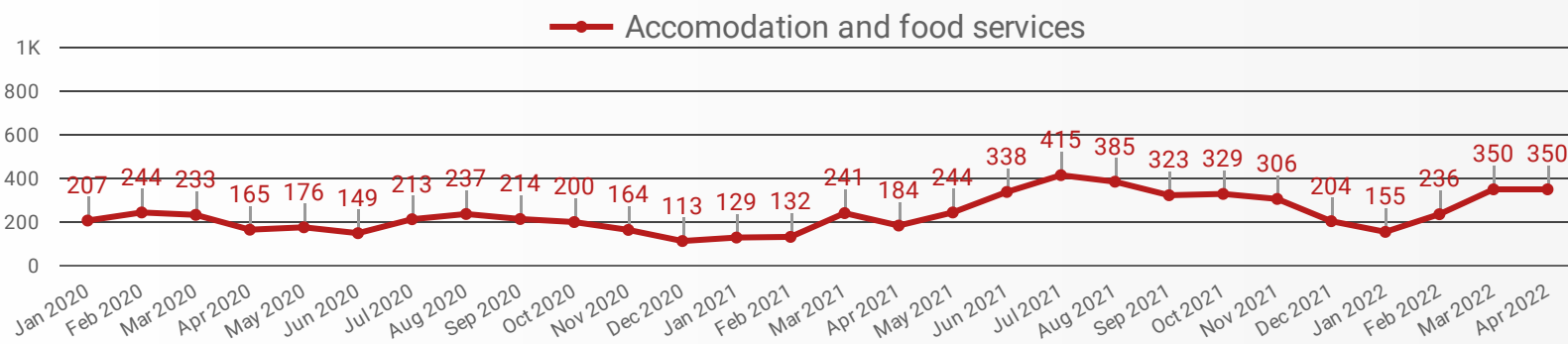
How many job postings were active for at least 1 day this month by sector?



NOTE: This graph cannot be filtered using the controls on the cover page

DEMAND BY IMPACTED SECTOR (WINDSOR-ESSEX)

How many job postings were active for at least 1 day this month by sector?



NOTE: This graph cannot be filtered using the controls on the cover page

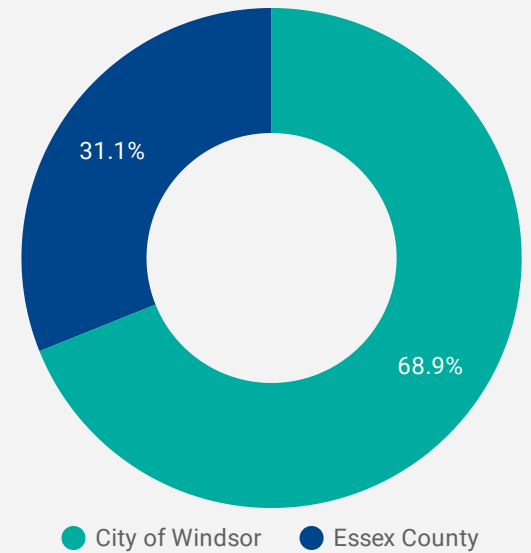
JOB POSTINGS BY MUNICIPALITY

Where are job opportunities being offered?

	MUNICIPALITY	POSTING COUNT	AVG POSTING LENGTH IN DAYS	MEDIAN POSTING LENGTH IN DAYS
1.	City of Windsor	4,419	17.7	15
2.	Municipality of Leamington	496	16.6	15
3.	Town of Tecumseh	458	18.6	15
4.	Town of Kingsville	333	18.2	15
5.	Town of Essex	283	19.8	15
6.	Town of Amherstburg	173	15.6	15
7.	Town of Lakeshore	131	21.4	21
8.	Town of LaSalle	119	16.8	15

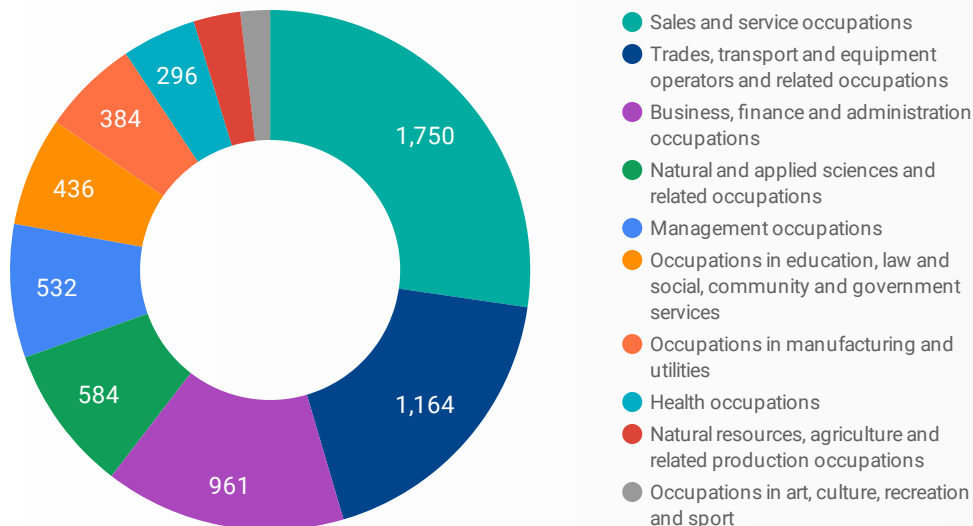
URBAN & RURAL DEMAND

Job Postings by Location



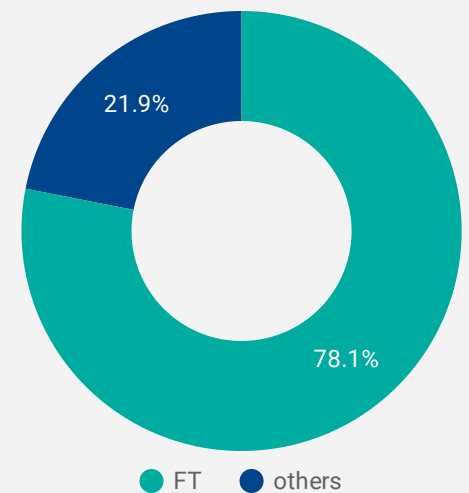
JOB POSTINGS BY SKILL TYPE

What skill type is being recruited?



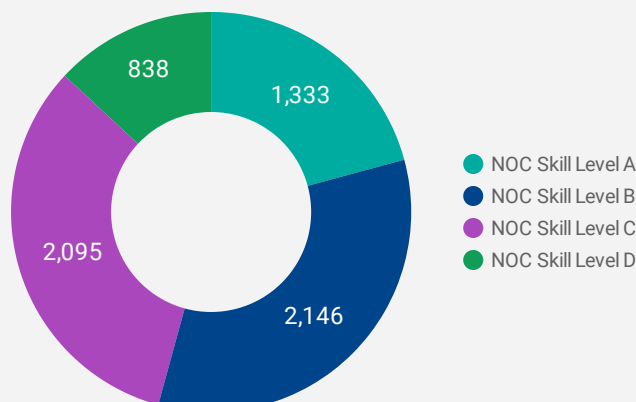
JOB TYPE

Full-time vs Part-time



JOB POSTINGS BY SKILL LEVEL

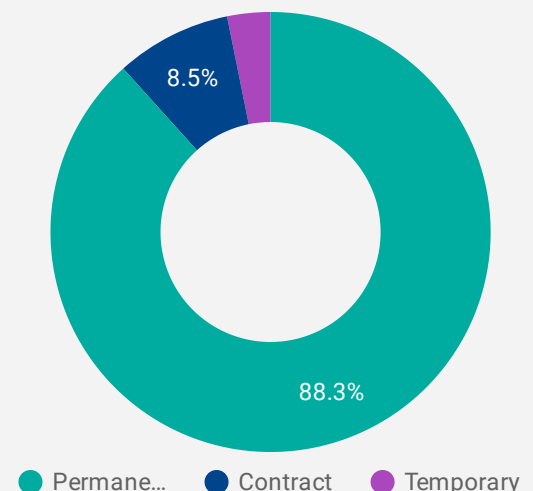
What education do occupations typically require?



Skill Level A = Usually University education | Skill Level B = Usually College education or Apprenticeship training | Skill Level C = Usually Secondary education or occupation-specific training | Skill Level D = Usually on-the-job training

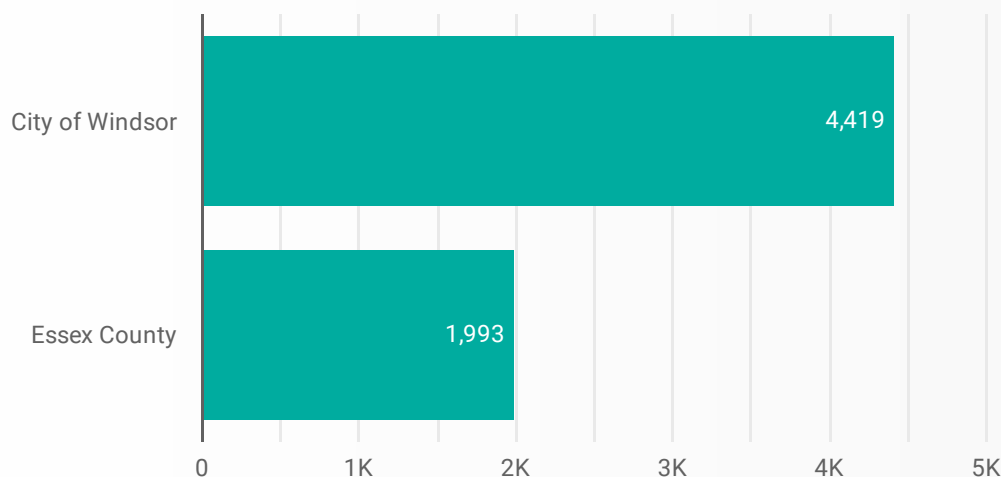
JOB DURATION

Permanency of jobs posted



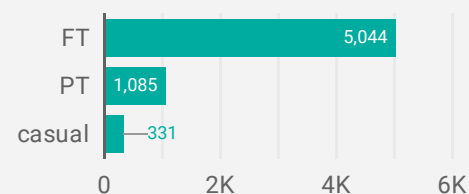
JOB POSTINGS BY COUNTY VS CITY

Job Postings by Location



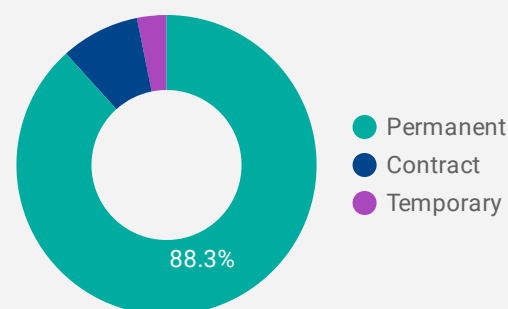
JOB TYPE

of Full-time vs Part-time Jobs



JOB DURATION

Permanency of jobs posted



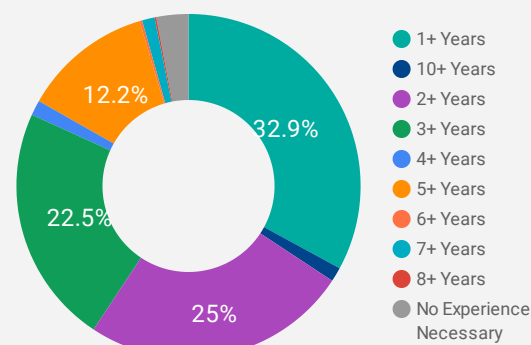
JOB POSTINGS BY MUNICIPALITY

Where are job opportunities being offered?

	MUNICIPALITY	POSTING COUNT	AVG POSTING LENGTH IN DAYS	MEDIAN POSTING LENGTH IN DAYS
1.	City of Windsor	4,419	17.7	15
2.	Municipality of Leamington	496	16.6	15
3.	Town of Tecumseh	458	18.6	15
4.	Town of Kingsville	333	18.2	15
5.	Town of Essex	283	19.8	15
6.	Town of Amherstburg	173	15.6	15
7.	Town of Lakeshore	131	21.4	21
8.	Town of LaSalle	119	16.8	15

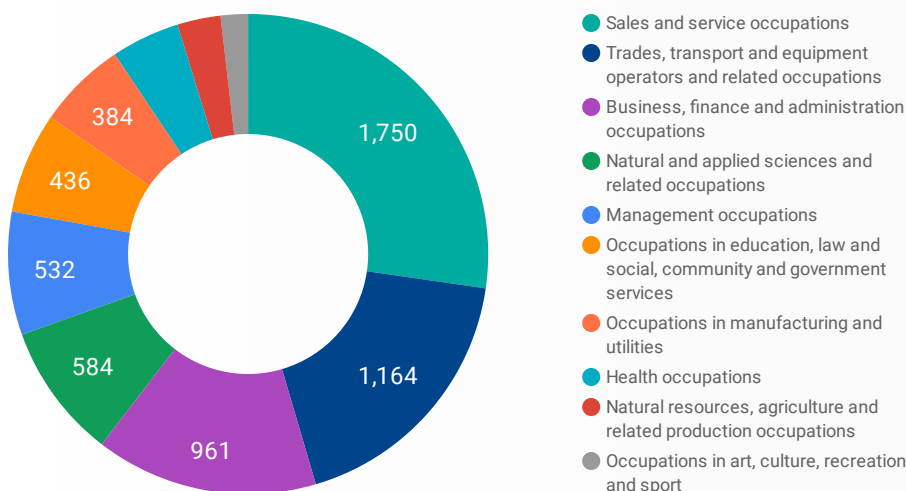
JOB EXPERIENCE LEVEL

Job Postings by Years of Experience Required



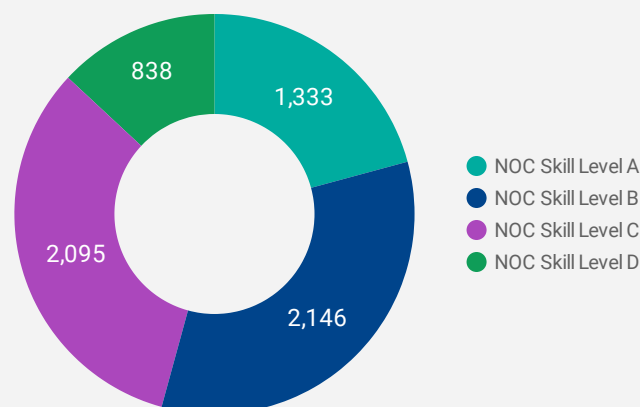
JOB POSTINGS BY SKILL TYPE

What skill type is being recruited?



JOB POSTINGS BY SKILL LEVEL

What education do occupations typically require?



Skill Level A = Usually University education | Skill Level B = Usually College education or Apprenticeship training | Skill Level C = Usually Secondary education or occupation-specific training | Skill Level D = Usually on-the-job training

TOP HIRING COMPANIES & AGENCIES

What companies are hiring?

	COMPANY	COMMUNITY	POSTINGS ▾	AVERAGE POSTING DURATION IN DAYS	MEDIAN POSTING DURATION IN DAYS
1.	Loblaw Companies Limited	Windsor	57	12.2	15
2.	Windsor Regional Hospital - Met Campus	Windsor	56	20.4	21
3.	City of Windsor Employment and Training Services (Windsor)	Windsor	51	36.4	25
4.	Varsity Tutors	Windsor	47	3.0	2
5.	Mastronardi Produce Limited	Kingsville	43	16.4	15
6.	Shoppers Drug Mart / Pharmaprix	Windsor	41	13.3	15
7.	RGBSI	Windsor	36	10.1	15
8.	Flex-N-Gate Corporation	Windsor	33	20.3	21
9.	Challenger Motor Freight	Windsor	32	1.3	1
10.	Windsor, Corporation of the City of	Windsor	31	13.3	15
11.	BELFOR Canada	Windsor	30	17.7	17
12.	Victorian Order of Nurses / VON Canada	Windsor	29	13.8	12
13.	Home Depot of Canada Inc.	Windsor	28	12.2	16
14.	Express Employment Professionals	Windsor	26	18.7	21
15.	Municipality of Leamington	Leamington	26	21.5	21
16.	Allied Universal	Windsor	26	18.8	21
17.	McDonald's Restaurants	Windsor	25	13.9	15
18.	Lancesoft	Windsor	25	11.5	17
19.	Rocket Companies	Windsor	24	19.5	13
20.	St. Clair College of Applied Arts & Technology	Windsor	24	16.4	15
21.	Platinum Direct Hire Inc.	Windsor	24	20.0	21
22.	Town of Tecumseh	Tecumseh	23	8.7	9
23.	Mucci Farms Ltd.	Kingsville	23	17.4	15
24.	Hiram Walker & Sons Limited	Windsor	23	16.4	15
25.	The Electromac Group	Windsor	22	16.7	15
26.	Bayshore HealthCare	Windsor	21	23.1	21
27.	Catalent Pharma Solutions	Windsor	20	14.7	15
28.	Reliance Home Comfort	Windsor	20	19.4	15
29.	Schlegel Villages	Windsor	20	45.4	21
30.	Randstad Canada	Windsor	20	17.1	19

TOP HOURLY WAGES IN JOB POSTINGS

What are employers willing to pay to find the perfect candidate?

of Minimum Wage Jobs

278

	JOB TITLE	COMPANY	LOCATION	WAGE POTENTIAL ▾
1.	C Developer -ad	Unemployed Help Centre of Windsor Inc.	City of Windsor	\$60
2.	Maintenance Supervisor -ad	Unemployed Help Centre of Windsor Inc.	City of Windsor	\$60
3.	Moving Team Of 2 Needed For Residential Moves - \$55/HR Pay	Kijiji Jobs	City of Windsor	\$55
4.	Pharmacist	Valor Health	City of Windsor	\$55
5.	Maintenance Millwright	Goudreau Personnel by Swinton Ltd.	Town of Essex	\$54.5
6.	Data Analyst Specialist	University of Windsor	City of Windsor	\$52.97
7.	Sales Administrator	Crawford General Contracting Inc.	City of Windsor	\$52.5
8.	Software Engineer	Intuitive Services Canada Inc	City of Windsor	\$52
9.	Financial Controller	WBSZ HOLDINGS LTD.	City of Windsor	\$52
10.	Chief Executive Officer - CEO - Viscon Group NA Ltd.	Viscon Group North America Ltd	Town of Kingsville	\$51.5
11.	Psychometrician	Cornerstone Family care	City of Windsor	\$50
12.	Drainage Superintendent	Town of Tecumseh	Town of Tecumseh	\$45.59
13.	Truck And Coach Technician	823982 Ontario Ltd.	Town of Amherstburg	\$45
				1 - 100 / 1573 < >

TOP SALARIES IN JOB POSTINGS

What are employers willing to pay to find the perfect candidate?

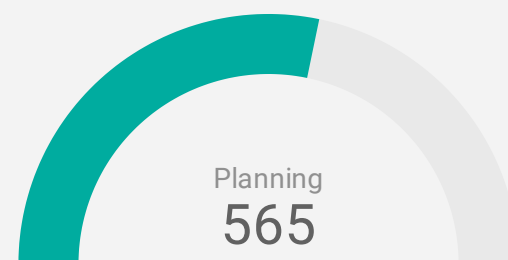
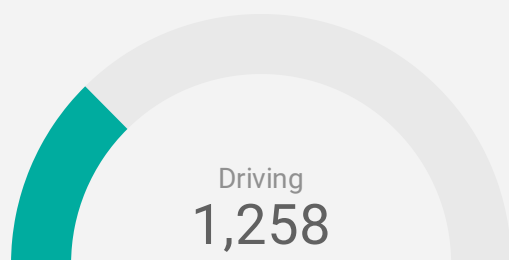
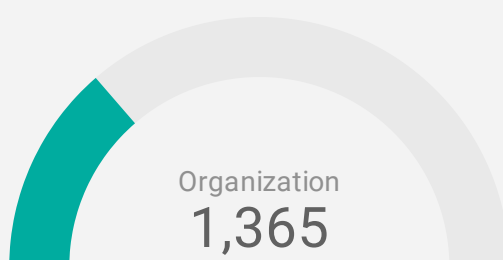
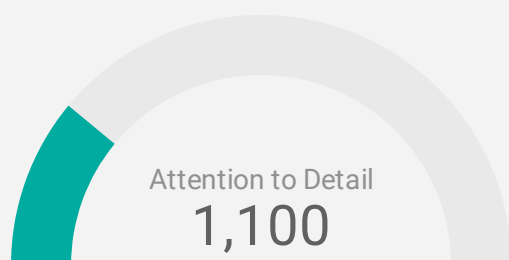
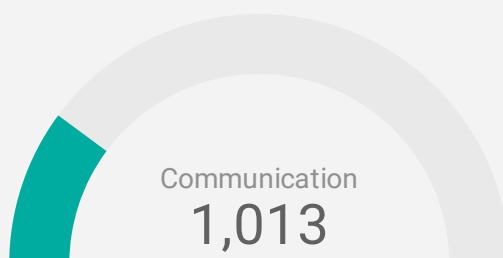
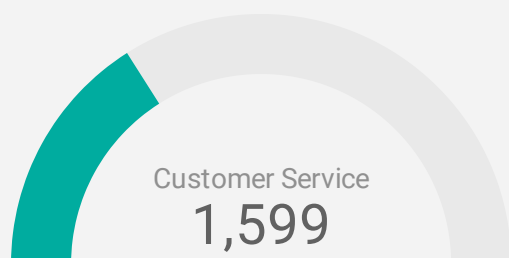
	JOB TITLE	COMPANY	LOCATION	SALARY POTENTIAL ▾
1.	Canada Only And Cross Border Lanes	Load Boss Logistics Inc.	Town of Kingsville	\$350,000
2.	Owner Operator Truck Driver	MILOS M&S TRANSPORT	City of Windsor	\$340,000
3.	Family Physician	Valor Health	City of Windsor	\$300,000
4.	Owner Operator Truck Driver - Canada Usa Lanes	Day & Ross Freight	Town of Tecumseh	\$275,000
5.	Real Estate Agent	Team Goran RE/MAX	City of Windsor	\$250,000
6.	Chief Financial Officer (cfo)	Goudreau Personnel by Swinton Ltd.	City of Windsor	\$215,000
7.	Plastic Surgeon, Surgery	Windsor Regional Hospital - Met Campus	City of Windsor	\$200,000
8.	Owner/operator - Appliance Delivery	The Carr Group	City of Windsor	\$200,000
9.	Clinical Psychologist	Cornerstone Family care	City of Windsor	\$180,000
10.	Manager - Marketing & Sales	Goudreau Personnel by Swinton Ltd	City of Windsor	\$160,000
				1 - 100 / 2276 < >

TOP IN-DEMAND SKILLS

How many times were these skills found in job postings?

ACTIVE JOB POSTINGS THIS MONTH

6,460



KEY JOB REQUIREMENTS

How often are these requirements desired in job postings?

ACTIVE JOB POSTINGS THIS MONTH

6,460



Driver's License

8



First Aid

223



Regular Access to a Vehicle

206



Criminal Record Check

285



Microsoft Office

461



Food Safety

134

JOB POSTINGS BY 4-DIGIT NOC, SKILL LEVEL, FREQUENCY & DURATION

What jobs are hard-to-fill and/or in-demand?

	4-DIGIT NOC CODE	4-DIGIT NOC LABEL	OCCUPATION'S SKILL LEVEL	POSTING COUNT	AVG POSTING LENGTH IN DAYS	MEDIAN POSTING LENGTH IN DAYS
1.	6421	Retail salespersons	NOC Skill Level C	376	16	15
2.	7511	Transport truck drivers	NOC Skill Level C	224	14	15
3.	6552	Other customer and information services representatives	NOC Skill Level C	154	19	17
4.	6711	Food counter attendants, kitchen helpers and related support occupations	NOC Skill Level D	142	18	15
5.	4412	Home support workers, housekeepers and related occupations	NOC Skill Level C	137	11	14
6.	7452	Material handlers	NOC Skill Level C	132	19	15
7.	6322	Cooks	NOC Skill Level B	118	16	15
8.	6622	Store shelf stockers, clerks and order fillers	NOC Skill Level D	114	13	15
9.	6541	Security guards and related security service occupations	NOC Skill Level C	99	23	21
10.	1241	Administrative assistants	NOC Skill Level B	99	20	15
11.	9619	Other labourers in processing, manufacturing and utilities	NOC Skill Level D	99	20	21
12.	621	Retail and wholesale trade managers	NOC Skill Level A	96	16	15
13.	6731	Light duty cleaners	NOC Skill Level D	94	14	15
14.	7611	Construction trades helpers and labourers	NOC Skill Level D	80	16	15
15.	6733	Janitors, caretakers and building superintendents	NOC Skill Level D	78	17	15
16.	1221	Administrative officers	NOC Skill Level B	74	22	15
17.	1114	Other financial officers	NOC Skill Level A	74	15	15
18.	7231	Machinists and machining and tooling inspectors	NOC Skill Level B	68	18	15
19.	7514	Delivery and courier service drivers	NOC Skill Level C	67	16	15
20.	7311	Construction millwrights and industrial mechanics	NOC Skill Level B	62	21	17
21.	3012	Registered nurses and registered psychiatric nurses	NOC Skill Level A	61	29	21
22.	911	Manufacturing managers	NOC Skill Level A	60	19	15
23.	4216	Other instructors	NOC Skill Level B	58	4	2
24.	8612	Landscaping and grounds maintenance labourers	NOC Skill Level D	58	17	15
25.	111	Financial managers	NOC Skill Level A	57	16	15
26.	1215	Supervisors, supply chain, tracking and scheduling co-ordination occupations	NOC Skill Level B	57	23	15
27.	6513	Food and beverage servers	NOC Skill Level C	54	16	15
28.	6211	Retail sales supervisors	NOC Skill Level B	53	14	15
29.	5254	Program leaders and instructors in recreation, sport and fitness	NOC Skill Level B	53	20	19
					1 - 50 / 363	< >

JOB POSTINGS BY 3-DIGIT NOC, SKILL LEVEL, FREQUENCY & DURATION

What jobs are hard to fill and/or in-demand?

	3-DIGIT NOC CODE	3-DIGIT NOC LABEL	OCCUPATION'S SKILL LEVEL	POSTING COUNT ▾	AVG POSTING LENGTH IN DAYS	MEDIAN POSTING LENGTH IN DAYS
1.	642	Retail salespersons	NOC Skill Level C	376	16	15
2.	751	Motor vehicle and transit drivers	NOC Skill Level C	310	15	15
3.	673	Cleaners	NOC Skill Level D	201	16	15
4.	122	Administrative and regulatory occupations	NOC Skill Level B	159	21	15
5.	655	Customer and information services representatives	NOC Skill Level C	157	19	16
6.	961	Labourers in processing, manufacturing and utilities	NOC Skill Level D	156	20	21
7.	723	Machining, metal forming, shaping and erecting trades	NOC Skill Level B	154	19	15
8.	124	Office administrative assistants - general, legal and medical	NOC Skill Level B	145	19	15
9.	441	Home care providers and educational support occupations	NOC Skill Level C	144	12	14.5
10.	671	Food counter attendants, kitchen helpers and related support occupations	NOC Skill Level D	142	18	15
11.	632	Chefs and cooks	NOC Skill Level B	138	18	15
12.	111	Auditors, accountants and investment professionals	NOC Skill Level A	136	14	15
13.	421	Paraprofessional occupations in legal, social, community and education services	NOC Skill Level B	133	9	2
14.	745	Longshore workers and material handlers	NOC Skill Level C	132	19	15
15.	662	Other sales support and related occupations	NOC Skill Level D	125	13	15
16.	152	Supply chain logistics, tracking and scheduling co-ordination occupations	NOC Skill Level C	112	19	15
17.	143	Financial, insurance and related administrative support workers	NOC Skill Level C	111	16	15
18.	217	Computer and information systems professionals	NOC Skill Level A	103	17	15
19.	654	Security guards and related security service occupations	NOC Skill Level C	99	23	21
20.	062	Retail and wholesale trade managers	NOC Skill Level A	96	16	15
21.	213	Civil, mechanical, electrical and chemical engineers	NOC Skill Level A	93	19	15
22.	223	Technical occupations in civil, mechanical and industrial engineering	NOC Skill Level B	93	18	15
23.	843	Agriculture and horticulture workers	NOC Skill Level C	92	37	26
24.	622	Technical sales specialists in wholesale trade and retail and wholesale buyers	NOC Skill Level B	91	16	15
25.	761	Trades helpers and labourers	NOC Skill Level D	86	16	15
26.	731	Machinery and transportation equipment mechanics (except motor vehicles)	NOC Skill Level B	85	24	16
27.	011	Senior managers - construction, transportation, production and utilities	NOC Skill Level A	85	16	15
					1 - 50 / 132	< >

JOB POSTINGS BY 2-DIGIT NOC, SKILL LEVEL, FREQUENCY & DURATION

What jobs are hard to fill and/or in-demand?

	2-DIGIT NOC CODE	2-DIGIT NOC LABEL	OCCUPATION'S SKILL LEVEL	POSTING COUNT ▾	AVG POSTING LENGTH IN DAYS	MEDIAN POSTING LENGTH IN DAYS
1.	64	Sales representatives and salespersons - wholesale and retail trade	NOC Skill Level C	401	16	15
2.	65	Service representatives and other customer and personal services occupations	NOC Skill Level C	378	19	15
3.	12	Administrative and financial supervisors and administrative occupations	NOC Skill Level B	377	21	15
4.	75	Transport and heavy equipment operation and related maintenance occupations	NOC Skill Level C	365	15	15
5.	72	Industrial, electrical and construction trades	NOC Skill Level B	364	19	15
6.	67	Service support and other service occupations, n.e.c.	NOC Skill Level D	355	17	15
7.	22	Technical occupations related to natural and applied sciences	NOC Skill Level B	293	17	15
8.	21	Professional occupations in natural and applied sciences	NOC Skill Level A	291	17	15
9.	63	Service supervisors and specialized service occupations	NOC Skill Level B	227	17	15
10.	62	Retail sales supervisors and specialized sales occupations	NOC Skill Level B	225	15	15
11.	11	Professional occupations in business and finance	NOC Skill Level A	218	16	15
12.	14	Office support occupations	NOC Skill Level C	184	17	15
13.	74	Other installers, repairers and servicers and material handlers	NOC Skill Level C	170	19	15
14.	73	Maintenance and equipment operation trades	NOC Skill Level B	169	25	18
15.	66	Sales support occupations	NOC Skill Level D	164	13	15
16.	01	Senior managers - construction, transportation, production and utilities	NOC Skill Level A	162	15	15
17.	96	Labourers in processing, manufacturing and utilities	NOC Skill Level D	156	20	21
18.	06	Middle management occupations in retail and wholesale trade and customer services	NOC Skill Level A	154	16	15
19.	44	Care providers and educational, legal and public protection support occupations	NOC Skill Level C	148	12	15
20.	42	Paraprofessional occupations in legal, social, community and education services	NOC Skill Level B	133	9	2
21.	94	Processing and manufacturing machine operators and related production workers	NOC Skill Level C	132	21	16
22.	32	Technical occupations in health	NOC Skill Level B	132	21	21
23.	15	Distribution, tracking and scheduling co-ordination occupations	NOC Skill Level C	120	19	15
24.	41	Professional occupations in law and social, community and government services	NOC Skill Level A	103	20	15
25.	76	Trades helpers, construction labourers and related occupations	NOC Skill Level D	96	16	15
26.	84	Workers in natural resources, agriculture and related production	NOC Skill Level C	92	37	26
27.	52	Technical occupations in art, culture, recreation and sport	NOC Skill Level B	84	10	15

MULTILINGUAL JOB POSTINGS BY THE NUMBERS

ACTIVE POSTINGS
326

NEW POSTINGS
215

COMPANIES
126

LANGUAGES
9

OF DAYS POSTED

AVERAGE
16.3

MEDIAN
15

MULTILINGUAL JOB POSTINGS BY SKILL LEVEL

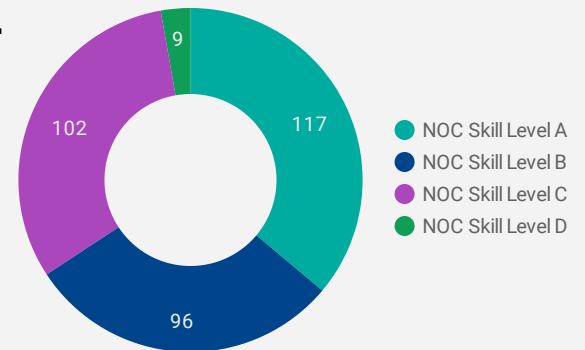
What language skills are employers looking for by occupational skill level?

117 Skill Level A - Management/ Professional Occupations usually requiring University

96 Skill Level B - Usually college education or apprenticeship training

102 Skill Level C - Usually secondary education or occupation-specific training

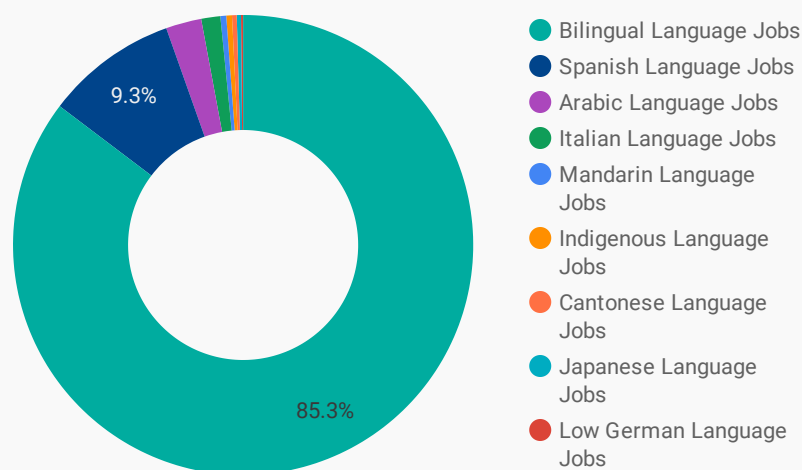
9 Skill Level D - Usually on-the-job training



LANGUAGES	NOC Skill Level A	NOC Skill Level B	NOC Skill Level C	NOC Skill Level D
Bilingual Language Jobs	104	71	92	6
Spanish Language Jobs	7	13	9	2
Arabic Language Jobs	3	6	1	
Italian Language Jobs		3		1
Indigenous Language Jobs	1	1		
Low German Language Jobs		1		
Japanese Language Jobs	1			

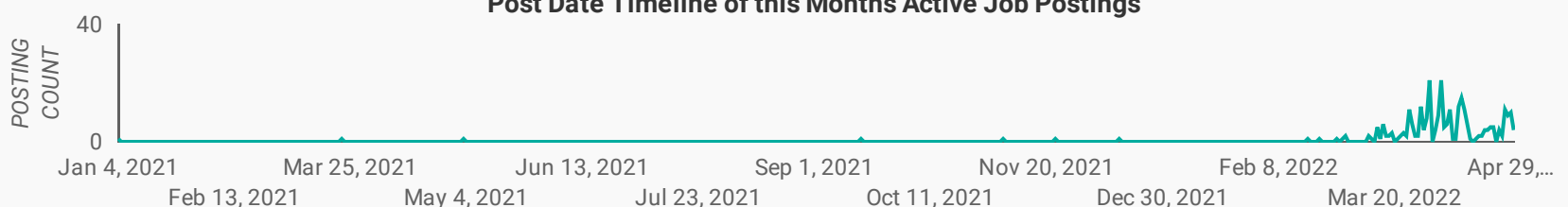
LANGUAGE SKILLS BREAKDOWN

Which kinds of language skills do employers seek?



	LANGUAGES	POSTING COUNT
1.	Bilingual Language Jobs	275
2.	Spanish Language Jobs	31
3.	Arabic Language Jobs	10
4.	Italian Language Jobs	4
5.	Indigenous Language Jobs	2
6.	Japanese Language Jobs	1

Post Date Timeline of this Month's Active Job Postings



LANGUAGE SKILLS BEING RECRUITED BY SKILL TYPE

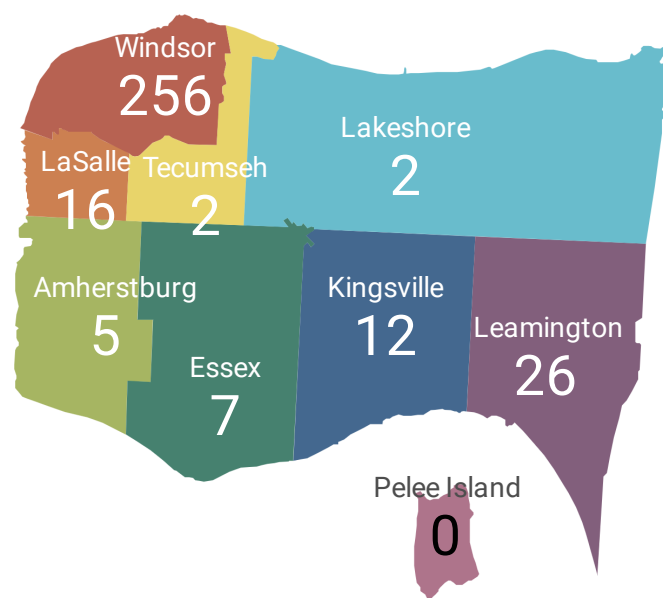
What language skills are sought by 1-Digit NOC?

SKILL TYPE NAME	Bilingual ...	Spanish ...	Arabic La...	Italian La...	Indigenou...	Low Ger...	Grand total
Business, finance and administration occu...	58	7	1				67
Health occupations	45		3		1		49
Management occupations	21	2					23
Natural and applied sciences and related o...	13	6					20
Natural resources, agriculture and related ...	1	8					9
Occupations in art, culture, recreation and ...	7						7
Occupations in education, law and social, ...	38		1		1	1	41
Occupations in manufacturing and utilities	3	3					6
Sales and service occupations	80	3	2	4			90
Trades, transport and equipment operator...	7	2	3				12
Grand total	273	31	10	4	2	1	324

MULTILINGUAL JOB POSTINGS BY MUNICIPALITY

What language skills are sought by 4-Digit NOC?

	MUNICIPALITY	POSTINGS	AVG POSTING LENGTH IN DAYS	MEDIAN POSTING LENGTH IN DAYS
1.	City of Windsor	256	17.7	15
2.	Municipality of Leamington	26	16.6	15
3.	Town of LaSalle	16	16.8	15
4.	Town of Kingsville	12	18.2	15
5.	Town of Essex	7	19.8	15
6.	Town of Amherstburg	5	15.6	15
7.	Town of Tecumseh	2	18.6	15
8.	Town of Lakeshore	2	21.4	21



	UPPER TIER	POSTINGS	AVG POSTING LENGTH IN DAYS	MEDIAN POSTING LENGTH IN DAYS
1.	City of Windsor	256	17.7	15
2.	Essex County	70	18.0	15

LANGUAGE DEMAND BY JOB

What language skills are sought by 4-Digit NOC?

4 DIGIT NOC NAME		POSTINGS ▾
1.	Other customer and information service...	35
2.	Registered nurses and registered psychi...	25
3.	Retail salespersons	15
4.	Home support workers, housekeepers an...	13
5.	Other financial officers	9
6.	Insurance agents and brokers	8
7.	Medical administrative assistants	8
8.	Social workers	7
9.	Technical sales specialists - wholesale t...	6
10.	Information systems analysts and consu...	6
11.	Financial auditors and accountants	6
12.	Licensed practical nurses	6
13.	Security guards and related security serv...	5
14.	Social and community service workers	5
15.	Supervisors, food and beverage processi...	4
16.	Human resources professionals	4
17.	Health information management occupa...	4
18.	Contractors and supervisors, landscapin...	4
19.	Journalists	4
20.	Cooks	4
21.	Banking, insurance and other financial cl...	4
22.	Medical radiation technologists	4
23.	Other technical occupations in therapy a...	3
24.	Nurse aides, orderlies and patient servic...	3
25.	Administrative officers	3
26.	Letter carriers	3
27.	Landscape and horticulture technicians ...	3
28.	Administrative assistants	3
29.	Human resources and recruitment officers	3
30.	Manufacturing managers	3
31.	Biologists and related scientists	3
32.	Customer services representatives - fina...	3
1 - 100 / 108		< >

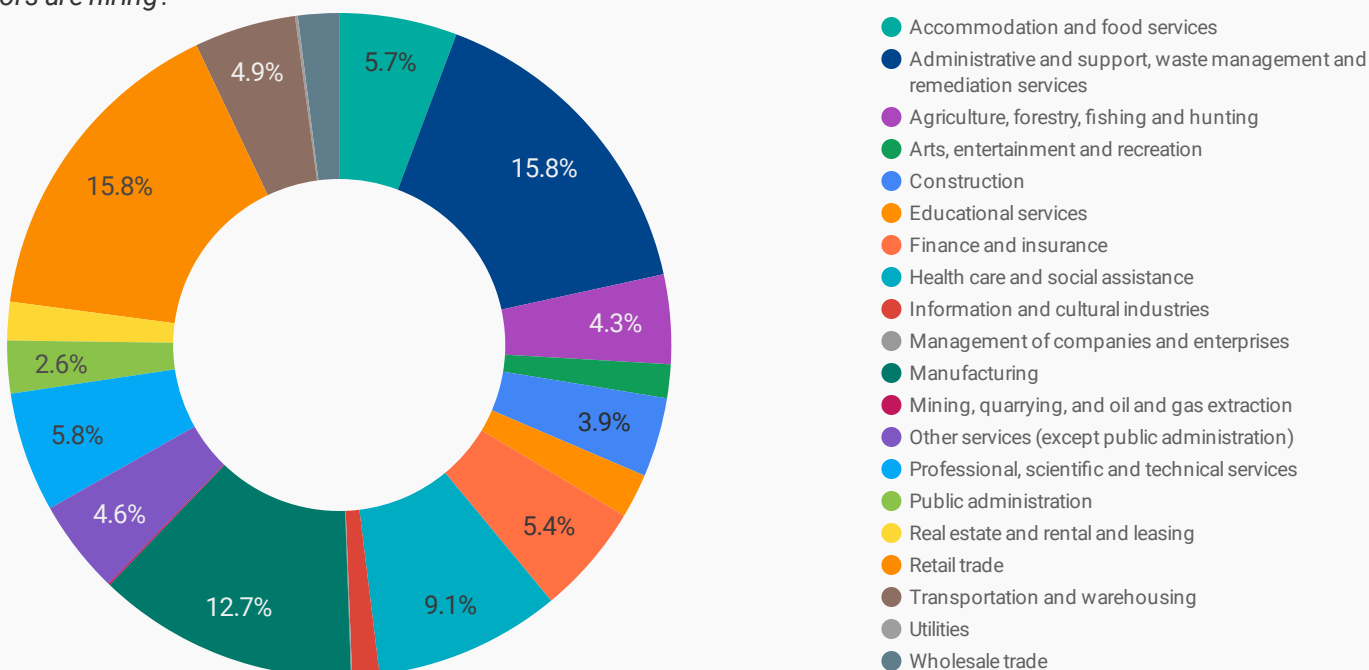
MULTILINGUAL HIRING EMPLOYERS

Which employers are seeking multilingual candidates?

COMPANY		POSTINGS ▾
1.	Windsor Regional Hospital - Met Campus	35
2.	Victorian Order of Nurses / VON Canada	24
3.	LCBO	14
4.	Green Shield Canada	13
5.	Desjardins	11
6.	The Hospice of Windsor & Essex County	9
7.	Global Excel Management	7
8.	PWC / PricewaterhouseCoopers LLP	6
9.	Groupe Robert	6
10.	HÃ'tel-Dieu Grace Healthcare	6
11.	Virgin Mobile	5
12.	Windsor Essex Community Health Centre	5
13.	Immigration, Refugees and Citizenship Canada	4
14.	National Bank of Canada	4
15.	Ontario Public Service / OPS	4
16.	NFP Corp	3
17.	HUB International	3
18.	Nature Fresh Farms Inc.	3
19.	Sitel Group	3
20.	VIA Rail Canada Inc.	3
21.	Desjardins Group / Mouvement Desjardins	3
22.	Sykes Enterprises	3
23.	Arise Virtual Solutions - CA	3
24.	Centre Communautaire Francophone Windsor Essex...	3
25.	BELL MEDIA INC.	3
26.	CollÃ'ge BorÃ'al (Windsor)	3
27.	Home and Community Care Support Services Erie St. Clair	3
1 - 50 / 130		< >

TOP HIRING SECTORS BY 2-DIGIT NAICS CODE

What sectors are hiring?



	NAICS CODE	2-DIGIT NAICS LABEL	POSTING COUNT	AVG POSTING LENGTH IN DAYS	MEDIAN POSTING LENGTH IN DAYS
1.	56	Administrative and support, waste management and remediation services	953	17.8	16
2.	44-45	Retail trade	882	15.5	15
3.	31-33	Manufacturing	755	18.5	15
4.	62	Health care and social assistance	574	19.0	15
5.	54	Professional, scientific and technical services	382	16.6	15
6.	72	Accommodation and food services	350	17.1	15
7.	52	Finance and insurance	326	15.5	15
8.	81	Other services (except public administration)	306	17.5	15
9.	48-49	Transportation and warehousing	303	18.0	15
10.	11	Agriculture, forestry, fishing and hunting	299	23.5	16
11.	23	Construction	250	17.7	15
12.	91	Public administration	170	30.3	15
13.	61	Educational services	147	11.3	13
14.	41	Wholesale trade	126	15.7	15
15.	53	Real estate and rental and leasing	122	20.2	15
16.	71	Arts, entertainment and recreation	92	17.4	15
17.	51	Information and cultural industries	74	13.9	15
18.	22	Utilities	11	16.9	15
19.	21	Mining, quarrying, and oil and gas extraction	5	16.0	21
20.	55	Management of companies and enterprises	3	15.0	15

NOTE: NAICS code 56 includes Employment Agencies. Manufacturing includes codes 31-33, Retail Trade includes codes 44-45 and Transportation and Warehousing includes codes 48-49.

TOP HIRING SECTORS BY 3-DIGIT NAICS CODE

What sectors are hiring?

	NAICS CODE	3-DIGIT NAICS LABEL	POSTING COUNT ▾	AVERAGE POSTING LENGTH IN DAYS	MEDIAN POSTING LENGTH IN DAYS
1.	561	Administrative and support services	930	17.8	16
2.	541	Professional, scientific and technical services	382	16.6	15
3.	722	Food services and drinking places	299	17.2	15
4.	111	Crop production	286	23.8	16.5
5.	621	Ambulatory health care services	224	18.0	15
6.	333	Machinery manufacturing	199	18.1	15
7.	484	Truck transportation	195	18.3	15
8.	452	General merchandise stores	175	12.8	15
9.	522	Credit intermediation and related activities	172	14.7	15
10.	813	Religious, grant-making, civic, and professional and similar organizations	172	19.6	15
11.	445	Food and beverage stores	153	15.2	15
12.	336	Transportation equipment manufacturing	149	18.4	15
13.	624	Social assistance	149	17.0	15
14.	611	Educational services	147	11.3	12.5
15.	238	Specialty trade contractors	142	17.0	15
16.	913	Local, municipal and regional public administration	138	17.0	15
17.	332	Fabricated metal product manufacturing	136	21.7	21
18.	623	Nursing and residential care facilities	132	22.2	15
19.	446	Health and personal care stores	108	16.0	15
20.	444	Building material and garden equipment and supplies dealers	106	16.0	16
21.	524	Insurance carriers and related activities	103	16.9	15
22.	448	Clothing and clothing accessories stores	89	17.6	15
23.	531	Real estate	89	23.2	17
24.	236	Construction of buildings	81	19.2	15
25.	811	Repair and maintenance	77	18.0	15
26.	453	Miscellaneous store retailers	75	16.5	15
27.	713	Amusement, gambling and recreation industries	75	17.2	15
28.	622	Hospitals	69	20.3	21
29.	413	Food, beverage and tobacco merchant wholesalers	65	16.5	15
30.	442	Furniture and home furnishings stores	56	16.0	15
31.	441	Motor vehicle and parts dealers	52	17.2	15

TOP HIRING SECTORS BY 4-DIGIT NAICS CODE

What sectors are hiring?

	NAICS CODE	4-DIGIT NAICS LABEL	POSTING COUNT ▾	AVERAGE POSTING LENGTH IN DAYS	MEDIAN POSTING DAYS IN LENGTH
1.	5613	Employment services	652	17.9	18
2.	7225	Full-service restaurants and limited-service eating places	255	17.4	15
3.	1119	Other crop farming	202	21.1	16
4.	4841	General freight trucking	175	18.7	15
5.	8134	Civic and social organizations	154	19.9	15
6.	5413	Architectural, engineering and related services	149	15.6	15
7.	4529	Other general merchandise stores	134	10.9	4
8.	9139	Other local, municipal and regional public administration	128	16.8	15
9.	5221	Depository credit intermediation	128	13.4	15
10.	4451	Grocery stores	125	14.4	15
11.	5617	Services to buildings and dwellings	120	17.3	15
12.	3335	Metalworking machinery manufacturing	119	19.0	15
13.	4461	Health and personal care stores	108	16.0	15
14.	3361	Motor vehicle manufacturing	96	19.2	16
15.	4441	Building material and supplies dealers	94	15.8	16
16.	6231	Nursing care facilities	87	25.9	16.5
17.	5242	Agencies, brokerages and other insurance related activities	81	18.3	15
18.	4481	Clothing stores	78	17.6	15
19.	5616	Investigation and security services	75	18.5	21
20.	7139	Other amusement and recreation industries	73	17.1	15
21.	1114	Greenhouse, nursery and floriculture production	71	32.5	15.5
22.	5416	Management, scientific and technical consulting services	69	16.2	15
23.	6221	General medical and surgical hospitals	69	20.3	21
24.	3322	Cutlery and hand tool manufacturing	66	24.3	18.5
25.	6117	Educational support services	65	5.4	2
26.	6213	Offices of other health practitioners	65	19.0	15
27.	6241	Individual and family services	64	16.8	15
28.	4539	Other miscellaneous store retailers	57	16.8	15
29.	8111	Automotive repair and maintenance	55	17.6	15
30.	3329	Other fabricated metal product manufacturing	53	18.9	21
31.	6214	Out-patient care centres	53	17.9	15

TOP HIRING SECTORS BY 5-DIGIT NAICS CODE

What sectors are hiring?

	NAICS CODE	5-DIGIT NAICS LABEL	POSTING COUNT ▾	AVERAGE POSTING LENGTH IN DAYS	MEDIAN POSTING LENGTH IN DAYS
1.	56131	Employment placement agencies and executive search services	652	17.9	18
2.	72251	Full-service restaurants and limited-service eating places	255	17.4	15
3.	11199	All other crop farming	202	21.1	16
4.	48412	General freight trucking, long distance	159	19.1	15
5.	81341	Civic and social organizations	154	19.9	15
6.	45299	All other general merchandise stores	134	10.9	4
7.	54133	Engineering services	129	16.3	15
8.	91391	Other local, municipal and regional public administration	128	16.8	15
9.	33351	Metalworking machinery manufacturing	119	19.0	15
10.	44511	Supermarkets and other grocery (except convenience) stores	114	14.1	15
11.	52211	Banking	102	13.0	15
12.	33611	Automobile and light-duty motor vehicle manufacturing	94	19.3	16
13.	62311	Nursing care facilities	87	25.9	16.5
14.	44413	Hardware stores	80	15.5	16.5
15.	44611	Pharmacies and drug stores	76	15.3	15
16.	62211	General medical and surgical hospitals	69	20.3	21
17.	33221	Cutlery and hand tool manufacturing	66	24.3	18.5
18.	61171	Educational support services	65	5.4	2
19.	52421	Insurance agencies and brokerages	55	16.4	15
20.	45399	All other miscellaneous store retailers	54	16.7	15
21.	62149	Other out-patient care centres	53	17.9	15
22.	33299	All other fabricated metal product manufacturing	53	18.9	21
23.	56173	Landscaping services	52	16.9	15
24.	23622	Commercial and institutional building construction	49	19.0	15
25.	11142	Nursery and floriculture production	48	34.4	19
26.	33637	Motor vehicle metal stamping	47	17.1	15
27.	62423	Emergency and other relief services	47	17.6	15
28.	56172	Janitorial services	46	17.4	15
29.	32619	Other plastic product manufacturing	45	16.7	15
30.	71394	Fitness and recreational sports centres	44	17.7	15
31.	62161	Home health care services	44	14.7	15

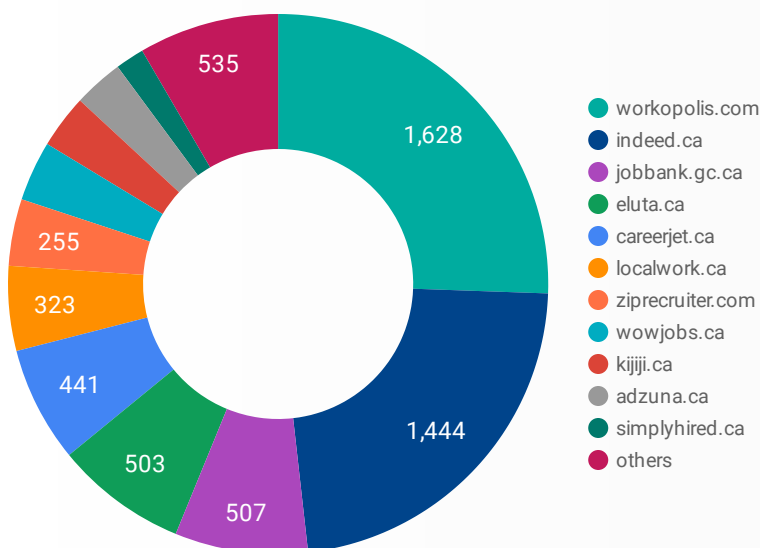
TOP HIRING SECTORS BY 6-DIGIT NAICS CODE

What sectors are hiring?

	NAICS CODE	6-DIGIT NAICS LABEL	POSTING COUNT ▾	AVG POSTING LENGTH IN DAYS	MEDIAN POSTING LENGTH IN DAYS
1.	561310	Employment placement agencies and executive search services	652	17.9	18
2.	813410	Civic and social organizations	154	19.9	15
3.	111993	Fruit and vegetable combination farming	148	21.1	15
4.	722511	Full-service restaurants	137	18.2	15
5.	452999	All other miscellaneous general merchandise stores	134	10.9	4
6.	541330	Engineering services	129	16.3	15
7.	913910	Other local, municipal and regional public administration	128	16.8	15
8.	722512	Limited-service eating places	118	16.3	15
9.	445110	Supermarkets and other grocery (except convenience) stores	114	14.1	15
10.	333511	Industrial mould manufacturing	106	19.2	15
11.	484122	General freight trucking, long distance, less than truck-load	105	28.7	21
12.	522111	Personal and commercial banking industry	102	13.0	15
13.	336110	Automobile and light-duty motor vehicle manufacturing	94	19.3	16
14.	623110	Nursing care facilities	87	25.9	16.5
15.	444130	Hardware stores	80	15.5	16.5
16.	446110	Pharmacies and drug stores	76	15.3	15
17.	622111	General (except paediatric) hospitals	69	20.3	21
18.	332210	Cutlery and hand tool manufacturing	66	24.3	18.5
19.	611710	Educational support services	65	5.4	2
20.	524210	Insurance agencies and brokerages	55	16.4	15
21.	484121	General freight trucking, long distance, truck-load	54	5.9	2
22.	111999	All other miscellaneous crop farming	54	21.2	21
23.	332999	All other miscellaneous fabricated metal product manufacturing	53	18.9	21
24.	561730	Landscaping services	52	16.9	15
25.	621494	Community health centres	51	17.9	15
26.	236220	Commercial and institutional building construction	49	19.0	15
27.	624230	Emergency and other relief services	47	17.6	15
28.	336370	Motor vehicle metal stamping	47	17.1	15
29.	453999	All other miscellaneous store retailers (except beer and wine-making supplies stores)	45	16.8	15
30.	713940	Fitness and recreational sports centres	44	17.7	15
31.	621610	Home health care services	44	14.7	15

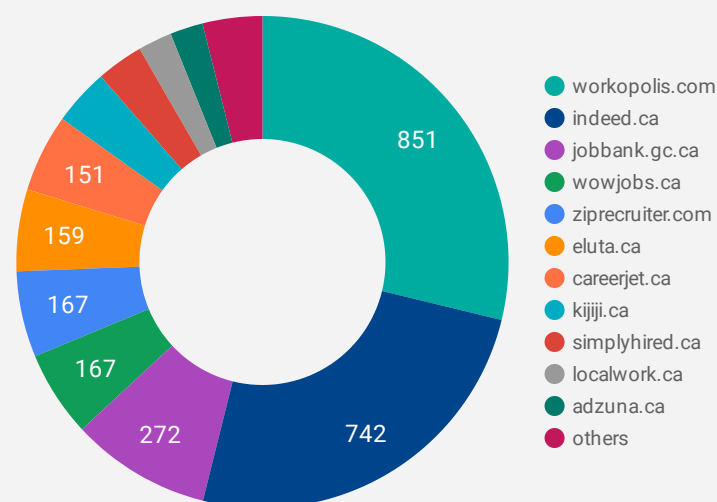
JOB POSTINGS BY JOB BOARD

What share of unique job postings appear on each job board?



COMPANIES BY JOB BOARD

What share of unique job postings appear on each job board?



JOB POSTING DETAILS BY JOB BOARD

How does job posting activity differ by job board?

	JOB BOARD	POSTING COUNT ▼	AVG POSTING LENGTH IN DAYS	MEDIAN POSTING LENGTH IN DAYS	# OF COMPANIES
1.	workopolis.com	1,628	15	15	851
2.	indeed.ca	1,444	21	21	742
3.	jobbank.gc.ca	507	32	20	272
4.	eluta.ca	503	21	21	159
5.	careerjet.ca	441	17	10	151
6.	localwork.ca	323	3	2	66
7.	ziprecruiter.com	255	15	15	167
8.	wowjobs.ca	229	15	15	167
9.	kijiji.ca	205	15	15	110
10.	adzuna.ca	190	15	15	64
11.	simplyhired.ca	110	15	15	91
12.	uhc.ca	70	87	77	3
13.	jobillico.com	67	20	13	26
14.	citywindsor.ca	54	36	25	3
15.	careerbuilder.ca	37	19	17	14
16.	careerarc.com	34	11	8	8
17.	employment.tecumseh.ca	22	9	9	1
18.	careers.learmington.ca	22	22	21.5	1

MAPPING THIS MONTH'S ACTIVE JOB POSTINGS IN WINDSOR-ESSEX

How many job postings were active for at least 1 day this month?

