

JOB DEMAND REPORT

MARCH 2022

HIGHLIGHTS

JOB POSTINGS BY THE NUMBERS

TOTAL POSTINGS	NEW THIS MONTH	COMPANIES	JOB BOARDS
6,753	4,327	2,014	45

OF DAYS POSTED

AVERAGE	MEDIAN
18.5	15

REPORT BUILDER

The default filter selection below will show all job demand data for the month. You can use the filters to create a customized report for the purpose of understanding a subset of the data.

OCCUPATION FILTERS

SKILL TYPE NAME / 1-DIGIT NOC	▼
MAJOR GROUP / 2-DIGIT NOC	▼
MINOR GROUP / 3-DIGIT NOC	▼
UNIT GROUP / 4-DIGIT NOC	▼
SKILL LEVEL	▼
JOB TYPE	▼
JOB DURATION	▼
ADDITIONAL LANGUAGE	▼
SPECIFIC JOB TAGS	▼

INDUSTRY/SECTOR FILTERS

HIRING SECTOR BY 2-DIGIT NAICS CODE	▼
HIRING SECTOR BY 3-DIGIT NAICS CODE	▼
HIRING SECTOR BY 4-DIGIT NAICS CODE	▼
HIRING SECTOR BY 5-DIGIT NAICS CODE	▼
HIRING SECTOR BY 6-DIGIT NAICS CODE	▼

OTHER FILTERS

MUNICIPALITY	▼
CITY OR COUNTY	▼
JOB BOARD	▼

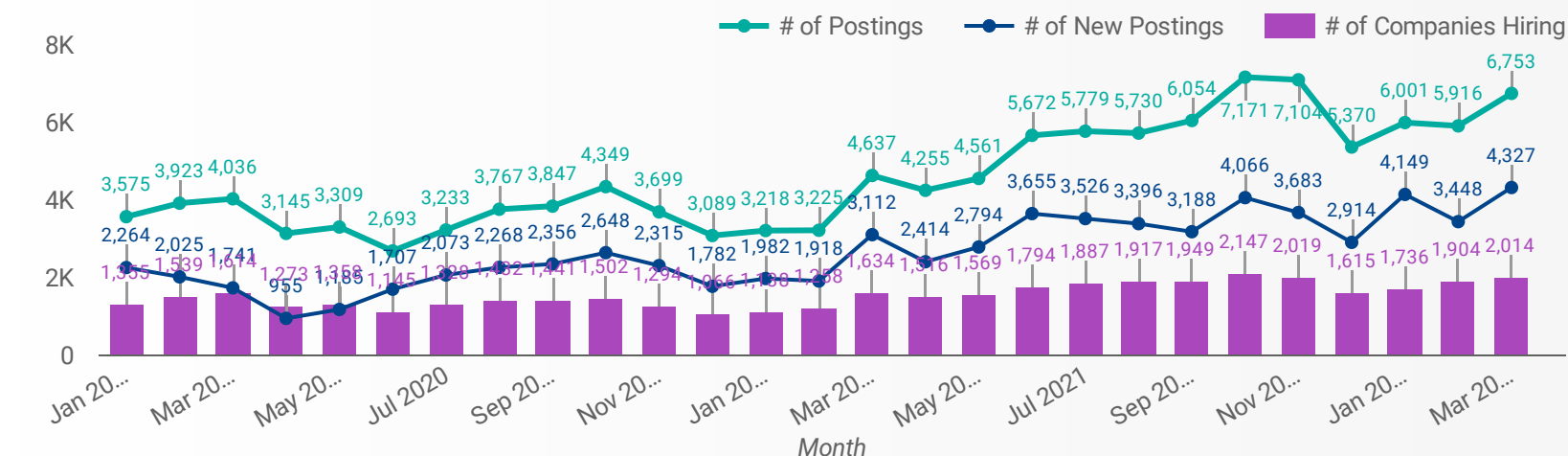
NOC = National Occupation Classification | NAICS = North American Industry Classification System

Source:

Job posting data collected by Workforce WindsorEssex from job boards and employer websites who recruit candidates in Windsor-Essex.

JOB POSTINGS BY MONTH FOR WINDSOR-ESSEX

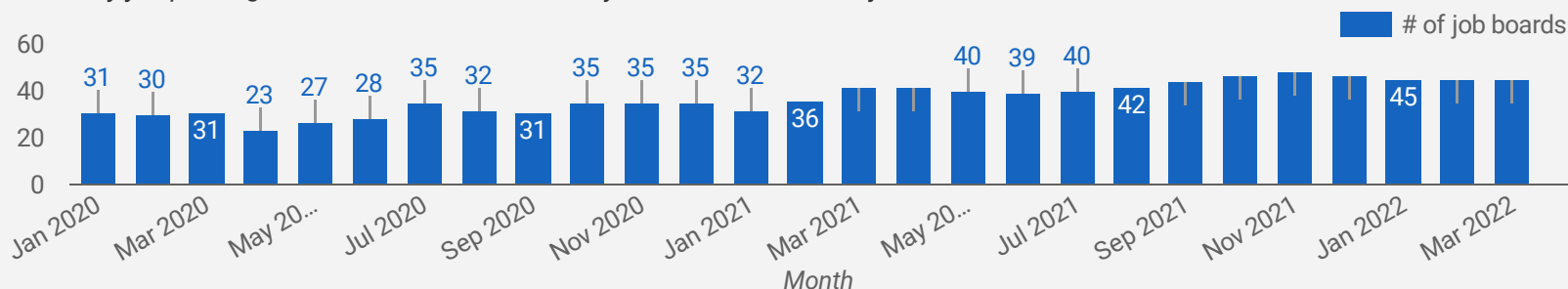
How many job postings were active for at least 1 day this month?



NOTE: This graph cannot be filtered using the controls on the cover page

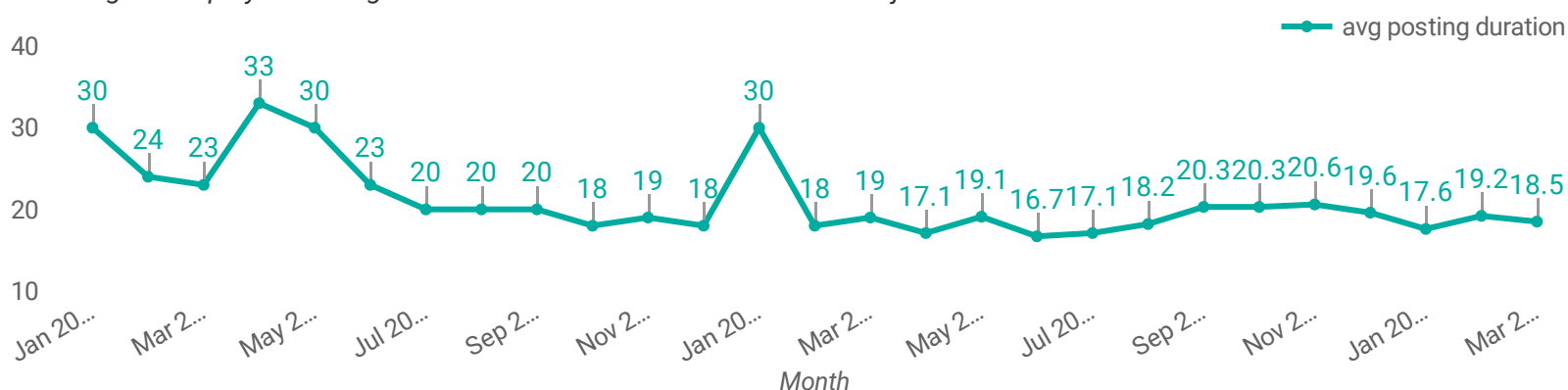
NUMBER OF ACTIVE JOB BOARDS

How many job postings were active for at least 1 day this month on these job boards?



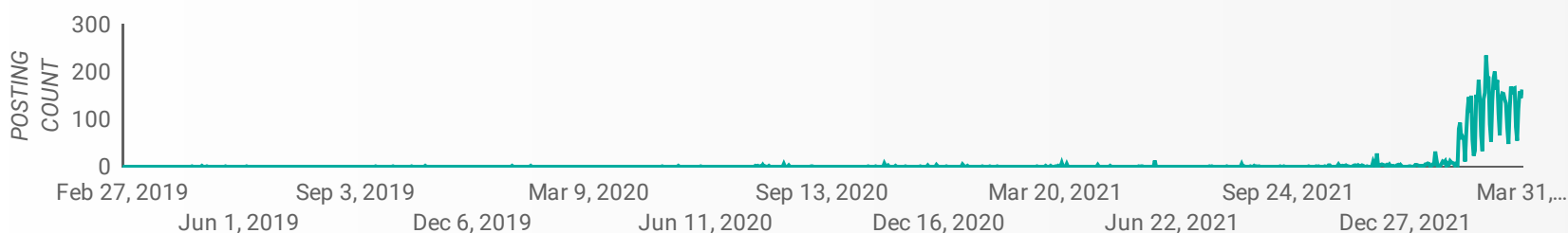
AVG & MEDIAN POSTING LENGTH BY DAYS

How long are employers having to recruit for to find candidates to fill their job vacancies?



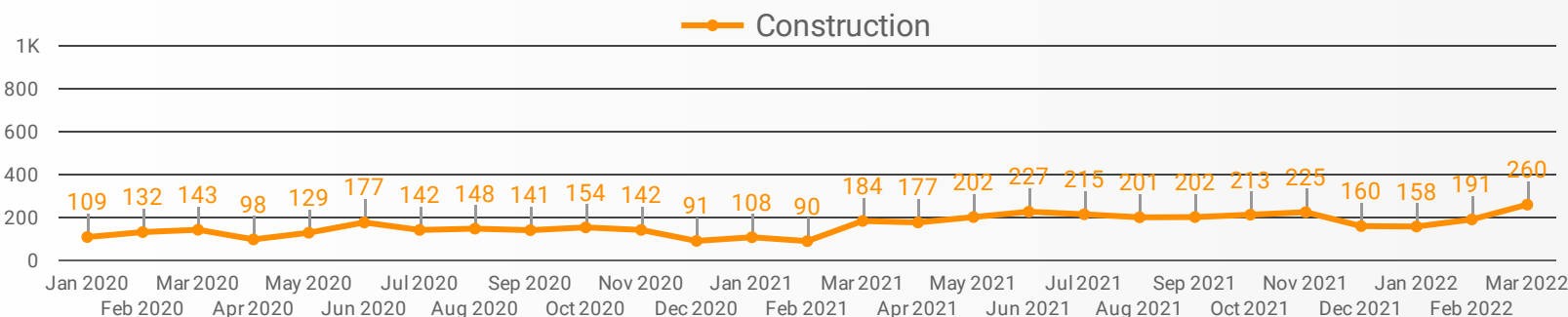
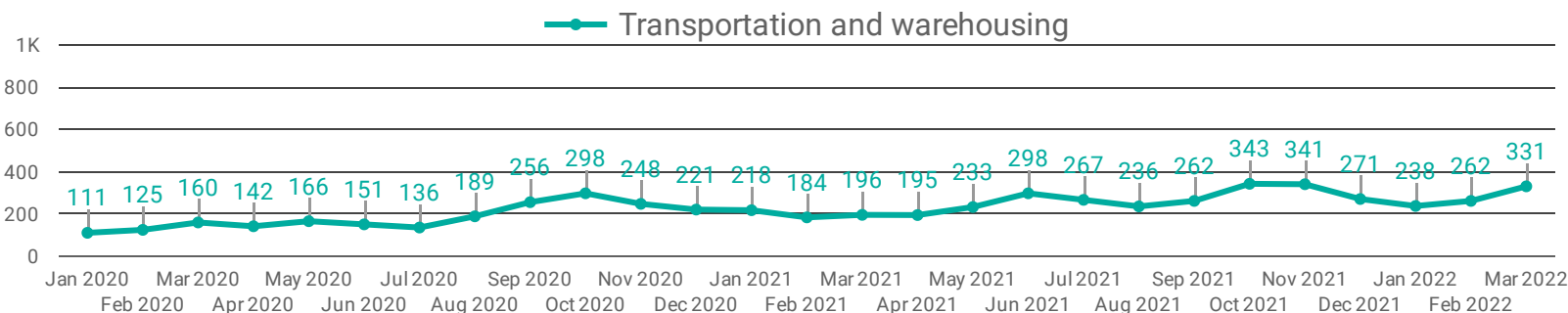
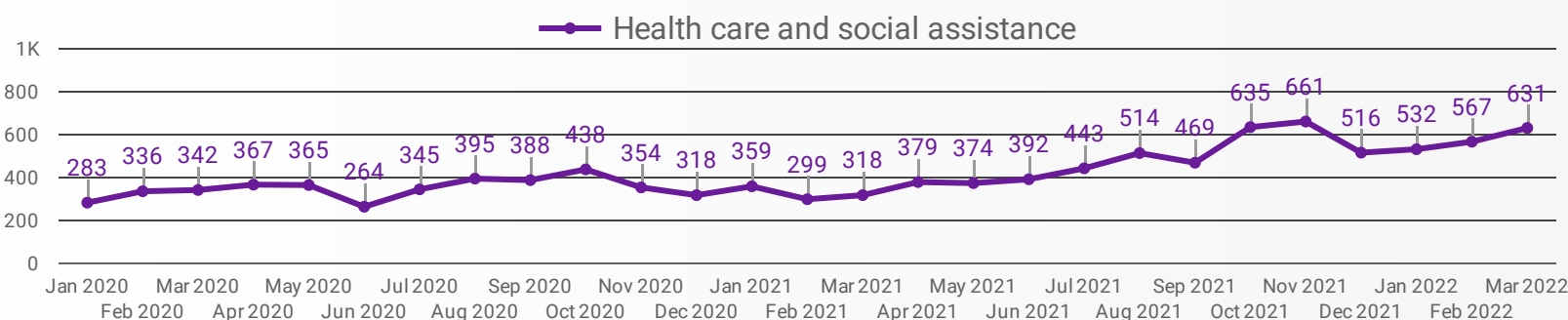
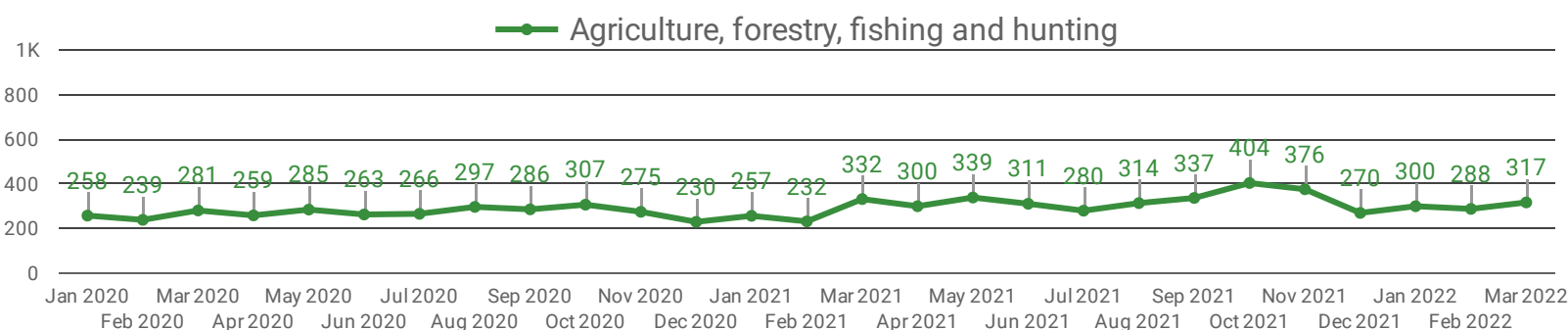
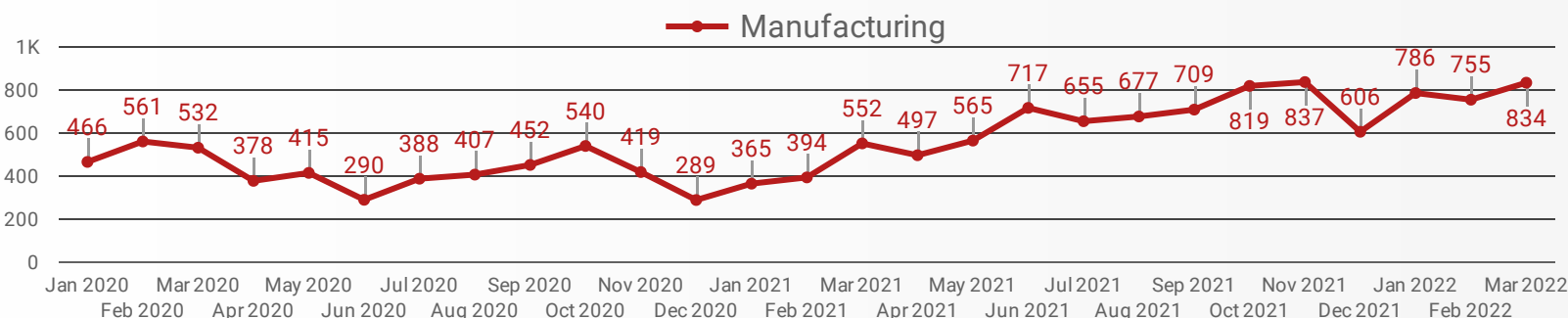
POST DATE TIMELINE FOR THIS MONTH'S ACTIVE JOB POSTINGS

How many job postings were active for at least 1 day this month?



DEMAND BY KEY SECTOR (WINDSOR-ESSEX)

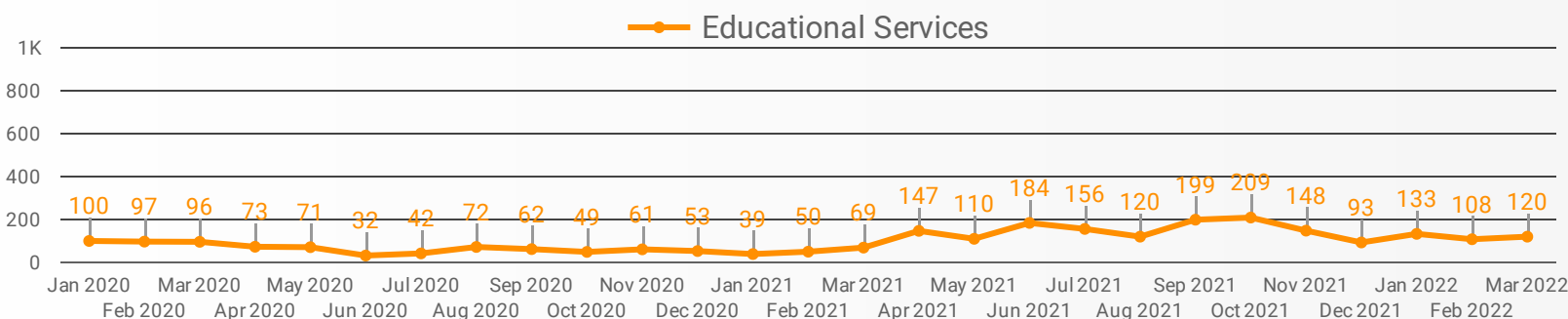
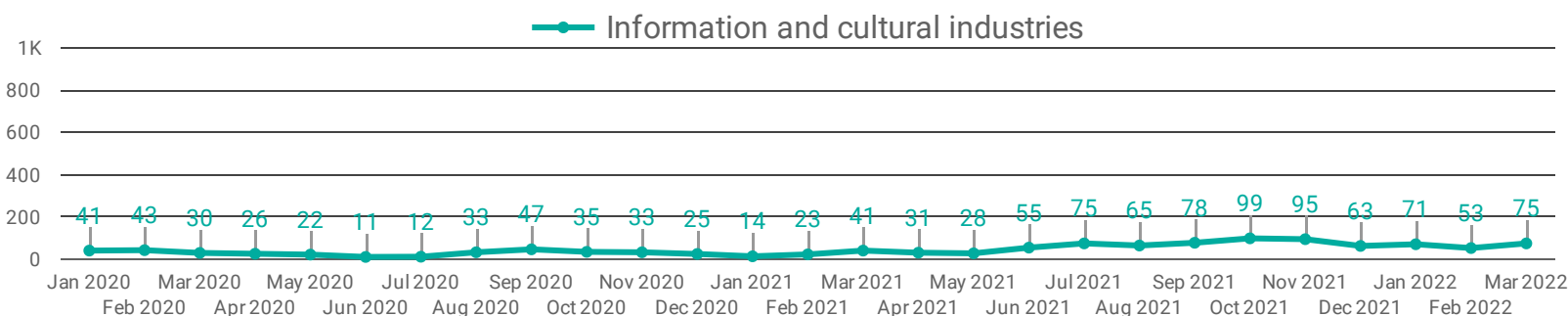
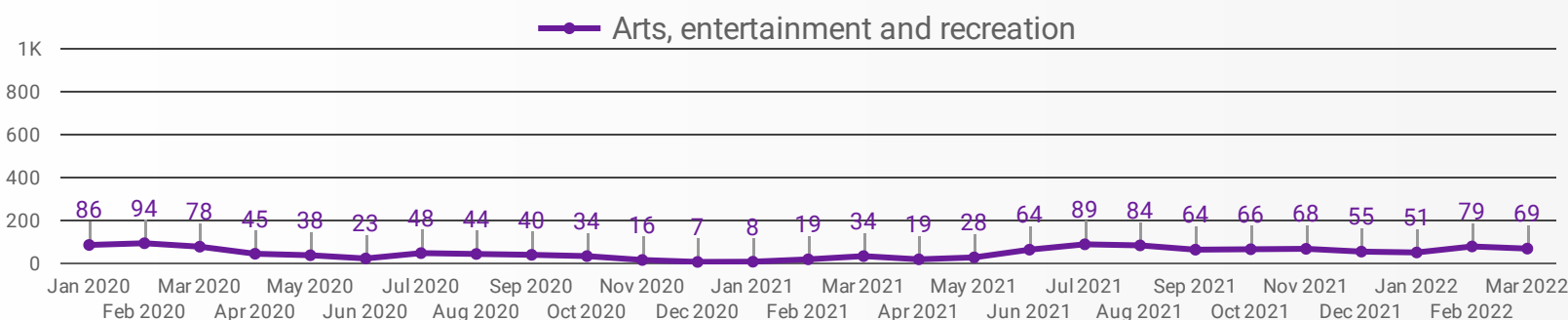
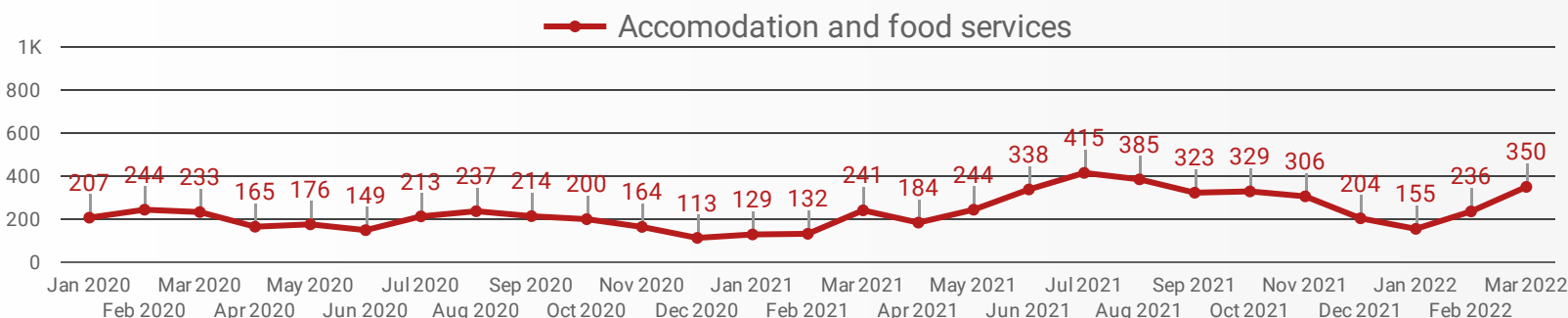
How many job postings were active for at least 1 day this month by sector?



NOTE: This graph cannot be filtered using the controls on the cover page

DEMAND BY IMPACTED SECTOR (WINDSOR-ESSEX)

How many job postings were active for at least 1 day this month by sector?



NOTE: This graph cannot be filtered using the controls on the cover page

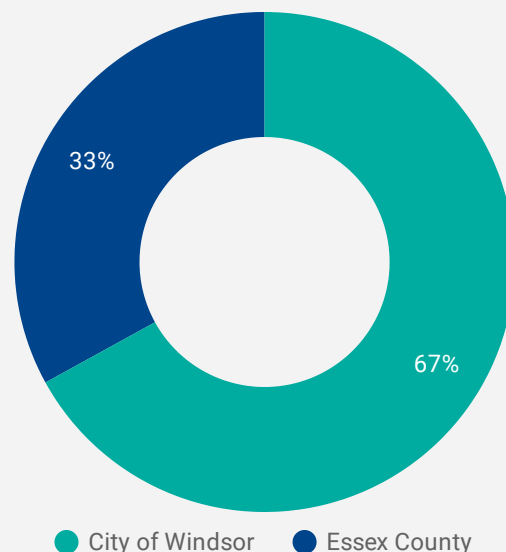
JOB POSTINGS BY MUNICIPALITY

Where are job opportunities being offered?

	MUNICIPALITY	POSTING COUNT	AVG POSTING LENGTH IN DAYS	MEDIAN POSTING LENGTH IN DAYS
1.	City of Windsor	4,496	18.5	15
2.	Municipality of Leamington	598	16.6	15
3.	Town of Tecumseh	478	19.6	15
4.	Town of Kingsville	400	21.0	15
5.	Town of Essex	279	20.0	15
6.	Town of Amherstburg	158	14.3	15
7.	Town of Lakeshore	158	20.0	15
8.	Town of LaSalle	144	17.1	15

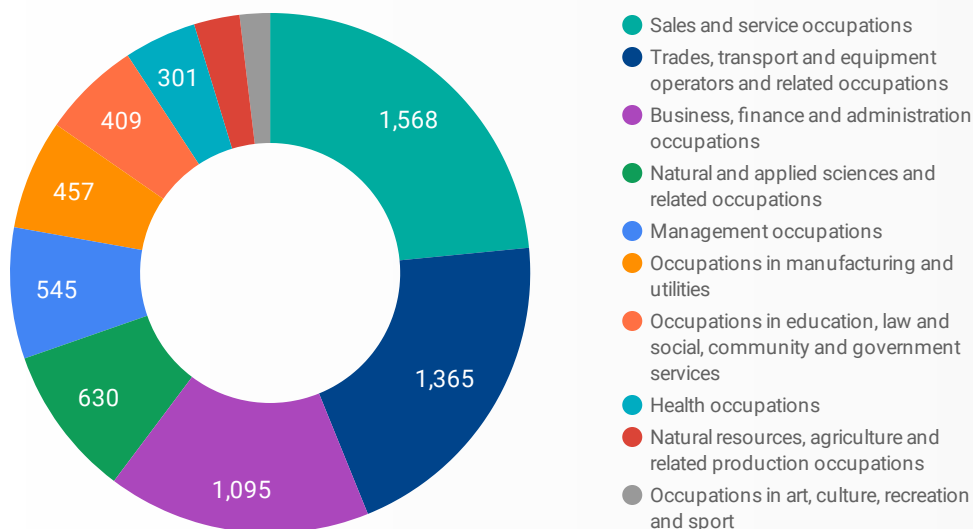
URBAN & RURAL DEMAND

Job Postings by Location



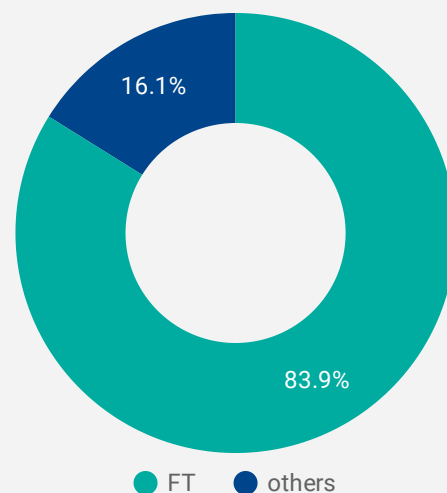
JOB POSTINGS BY SKILL TYPE

What skill type is being recruited?



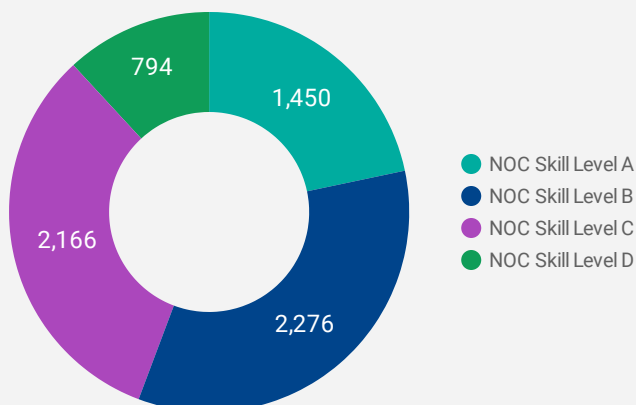
JOB TYPE

Full-time vs Part-time



JOB POSTINGS BY SKILL LEVEL

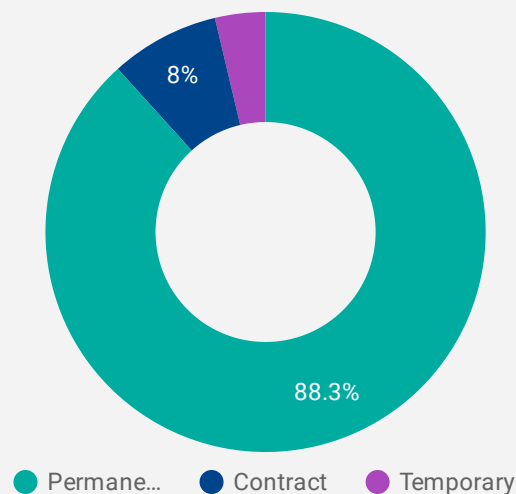
What education do occupations typically require?



Skill Level A = Usually University education | Skill Level B = Usually College education or Apprenticeship training | Skill Level C = Usually Secondary education or occupation-specific training | Skill Level D = Usually on-the-job training

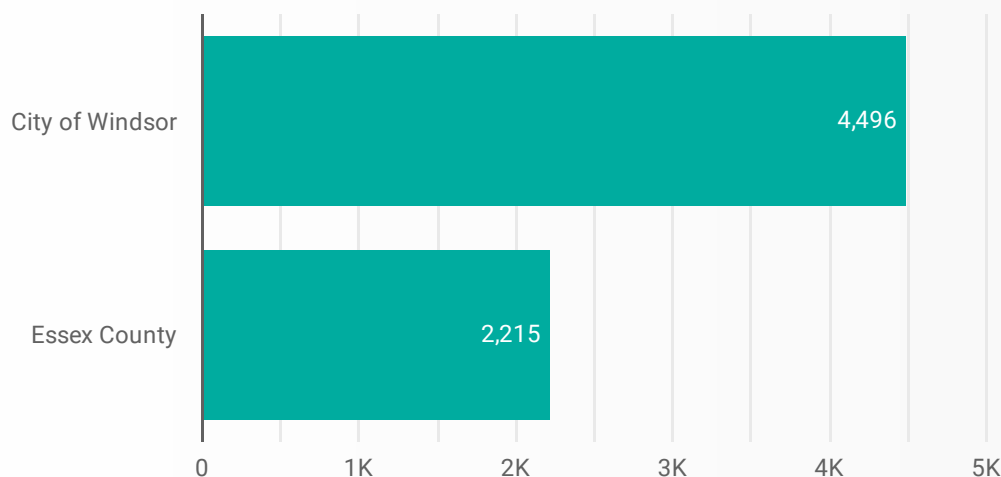
JOB DURATION

Permanency of jobs posted



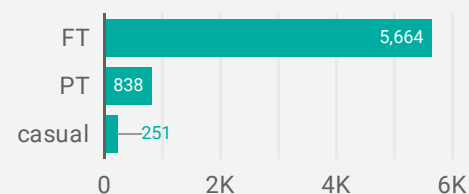
JOB POSTINGS BY COUNTY VS CITY

Job Postings by Location



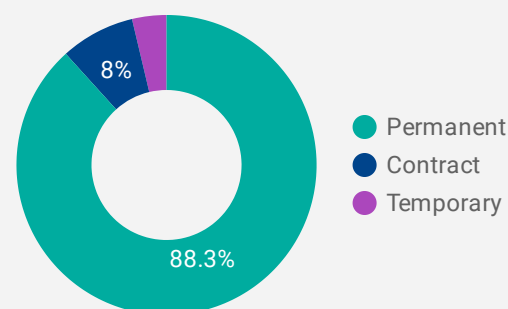
JOB TYPE

of Full-time vs Part-time Jobs



JOB DURATION

Permanency of jobs posted



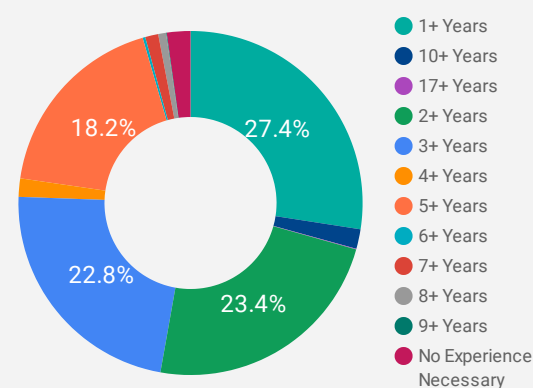
JOB POSTINGS BY MUNICIPALITY

Where are job opportunities being offered?

	MUNICIPALITY	POSTING COUNT	AVG POSTING LENGTH IN DAYS	MEDIAN POSTING LENGTH IN DAYS
1.	City of Windsor	4,496	18.5	15
2.	Municipality of Leamington	598	16.6	15
3.	Town of Tecumseh	478	19.6	15
4.	Town of Kingsville	400	21.0	15
5.	Town of Essex	279	20.0	15
6.	Town of Amherstburg	158	14.3	15
7.	Town of Lakeshore	158	20.0	15
8.	Town of LaSalle	144	17.1	15

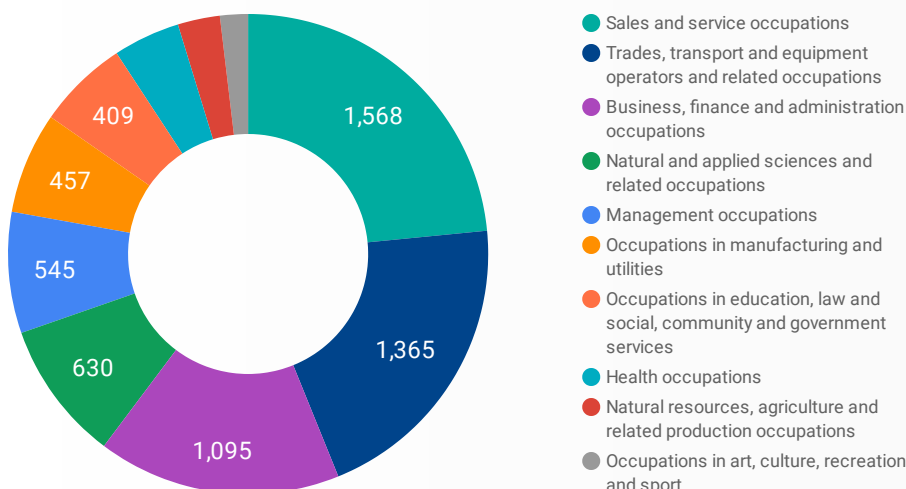
JOB EXPERIENCE LEVEL

Job Postings by Years of Experience Required



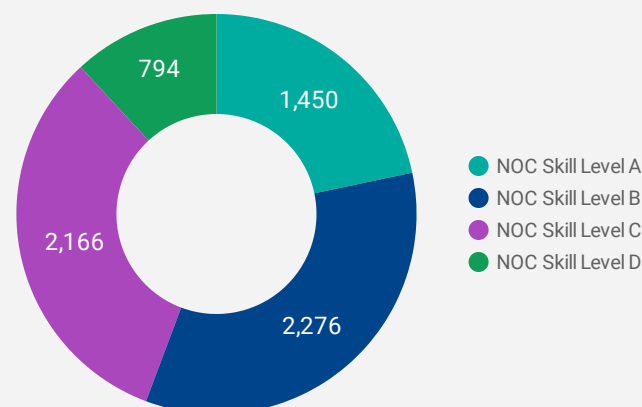
JOB POSTINGS BY SKILL TYPE

What skill type is being recruited?



JOB POSTINGS BY SKILL LEVEL

What education do occupations typically require?



Skill Level A = Usually University education | Skill Level B = Usually College education or Apprenticeship training | Skill Level C = Usually Secondary education or occupation-specific training | Skill Level D = Usually on-the-job training

TOP HIRING COMPANIES & AGENCIES

What companies are hiring?

	COMPANY	COMMUNITY	POSTINGS ▾	AVERAGE POSTING DURATION IN DAYS	MEDIAN POSTING DURATION IN DAYS
1.	Windsor Regional Hospital - Met Campus	Windsor	73	20.7	21
2.	City of Windsor Employment and Training Services (Windsor)	Windsor	57	128.1	50
3.	Windsor, Corporation of the City of	Windsor	55	33.7	15
4.	RGBSI	Windsor	51	9.8	15
5.	Mastronardi Produce Limited	Kingsville	50	17.4	20
6.	Lowe's Canada	Windsor	39	11.7	15
7.	UHC-Hub of Opportunities	Windsor	37	103.8	102
8.	Loblaw Companies Limited	Windsor	36	15.2	15
9.	Tilray	Leamington	36	9.5	7
10.	Home Depot of Canada Inc.	Windsor	36	10.2	8
11.	Lancesoft	Windsor	35	2.2	1
12.	University of Windsor	Windsor	35	14.8	21
13.	Nature Fresh Farms Inc.	Leamington	33	20.3	21
14.	FCA Canada Inc.	Windsor	33	25.0	1
15.	Municipality of Leamington	Leamington	33	10.1	6
16.	Platinum Direct Hire Inc.	Windsor	32	19.7	21
17.	Personnel by Prostaff	Windsor	32	13.9	16
18.	Windsor Mold Group	Windsor	31	21.1	15
19.	BELFOR Canada	Windsor	30	14.6	15
20.	Challenger Motor Freight	Windsor	30	1.4	1
21.	Randstad Canada	Windsor	29	14.3	16
22.	Flex-N-Gate Corporation	Windsor	29	20.5	21
23.	Hiram Walker & Sons Limited	Windsor	28	17.0	15
24.	Waterford Executive	Windsor	25	1.7	1
25.	Shoppers Drug Mart / Pharmaprix	Windsor	25	15.3	15
26.	CarePartners	Leamington	24	1.0	1
27.	Express Employment Professionals	Windsor	24	18.0	18
28.	The Plasman Group	Windsor	21	12.9	15
29.	Town of Tecumseh	Tecumseh	21	6.6	3
30.	Chartwell Retirement Residences	Kingsville	21	15.3	15

TOP HOURLY WAGES IN JOB POSTINGS

What are employers willing to pay to find the perfect candidate?

of Minimum Wage Jobs

282

	JOB TITLE	COMPANY	LOCATION	WAGE POTENTIAL ▾
1.	Auto Body Technician	Windsor Carstar Collision	City of Windsor	\$72 
2.	Registered Nurse (r.n.)	ULTIMA HOME CARE	City of Windsor	\$60 
3.	Maintenance Supervisor -ad	Unemployed Help Centre of Windsor Inc.	City of Windsor	\$60 
4.	C Developer -ad	Unemployed Help Centre of Windsor Inc.	City of Windsor	\$60 
5.	Rmt	Pure Ethos Inc	City of Windsor	\$60 
6.	Pharmacist - Summer 2022 Licensees Welcome	Randstad Canada	City of Windsor	\$59 
7.	Moving Team Of 2 Needed For Residential Moves - \$55/HR Pay	Kijiji Jobs	City of Windsor	\$55 
8.	Pharmacist	Valor Health	City of Windsor	\$55 
9.	Data Analyst Specialist	University of Windsor	City of Windsor	\$52.97 
10.	Financial Controller Job	WBSZ HOLDINGS LTD.	City of Windsor	\$52 
11.	Software Engineer	Intuitive Services Canada Inc	City of Windsor	\$52 
12.	Financial Controller	WBSZ HOLDINGS LTD.	City of Windsor	\$52 
13.	Photographer/videographer	Mister Maid Inc.	City of Windsor	\$52 
				1 - 100 / 1884 < >

TOP SALARIES IN JOB POSTINGS

What are employers willing to pay to find the perfect candidate?

	JOB TITLE	COMPANY	LOCATION	SALARY POTENTIAL ▾
1.	Real Estate Agent - Pre-qualified Buyers & Seller Meetings Booked For You!	Zoocasa	City of Windsor	\$350,000 
2.	Owner Operator Truck Driver	Load Boss Logistics Inc.	Town of Kingsville	\$350,000 
3.	Owner Operator Truck Driver	MILOS M&S TRANSPORT	City of Windsor	\$340,000 
4.	Infectious Disease Specialist	Windsor Regional Hospital - Met Campus	City of Windsor	\$330,000 
5.	Family Physician	Valor Health	City of Windsor	\$300,000 
6.	Owner Operator Truck Driver - Canada Usa Lanes	Day & Ross Freight	Town of Tecumseh	\$275,000 
7.	Real Estate Agent	Team Goran RE/MAX	City of Windsor	\$250,000 
8.	Psychologist	McKenzie Psychology	Town of Kingsville	\$222,721 
9.	Chief Financial Officer	Goudreau Personnel by Swinton Ltd.	City of Windsor	\$215,000 
10.	Chief Financial Officer (cfo)	Goudreau Personnel by Swinton Ltd	City of Windsor	\$215,000 
				1 - 100 / 2773 < >

TOP IN-DEMAND SKILLS

How many times were these skills found in job postings?

ACTIVE JOB POSTINGS THIS MONTH

6,753



KEY JOB REQUIREMENTS

How often are these requirements desired in job postings?

ACTIVE JOB POSTINGS THIS MONTH

6,753



Driver's License
12



First Aid
211



Regular Access to a Vehicle
225



Criminal Record Check
301



Microsoft Office
531



Food Safety
136

JOB POSTINGS BY 4-DIGIT NOC, SKILL LEVEL, FREQUENCY & DURATION

What jobs are hard-to-fill and/or in-demand?

	4-DIGIT NOC CODE	4-DIGIT NOC LABEL	OCCUPATION'S SKILL LEVEL	POSTING COUNT ▾	AVG POSTING LENGTH IN DAYS	MEDIAN POSTING LENGTH IN DAYS
1.	6421	Retail salespersons	NOC Skill Level C	335	17	15
2.	7511	Transport truck drivers	NOC Skill Level C	223	19	15
3.	7452	Material handlers	NOC Skill Level C	149	20	18.5
4.	6711	Food counter attendants, kitchen helpers and related support occupations	NOC Skill Level D	138	20	15
5.	4412	Home support workers, housekeepers and related occupations	NOC Skill Level C	137	18	15
6.	6552	Other customer and information services representatives	NOC Skill Level C	122	18	15
7.	9619	Other labourers in processing, manufacturing and utilities	NOC Skill Level D	119	20	15.5
8.	621	Retail and wholesale trade managers	NOC Skill Level A	118	16	15
9.	1241	Administrative assistants	NOC Skill Level B	106	21	15
10.	6322	Cooks	NOC Skill Level B	106	24	21
11.	6622	Store shelf stockers, clerks and order fillers	NOC Skill Level D	89	20	15
12.	7231	Machinists and machining and tooling inspectors	NOC Skill Level B	85	23	18
13.	6731	Light duty cleaners	NOC Skill Level D	83	16	15
14.	7514	Delivery and courier service drivers	NOC Skill Level C	81	17	15
15.	7611	Construction trades helpers and labourers	NOC Skill Level D	79	21	15
16.	6541	Security guards and related security service occupations	NOC Skill Level C	78	18	21
17.	7232	Tool and die makers	NOC Skill Level B	75	18	15
18.	1114	Other financial officers	NOC Skill Level A	74	11	15
19.	1111	Financial auditors and accountants	NOC Skill Level A	70	9	2
20.	911	Manufacturing managers	NOC Skill Level A	68	14	15
21.	7311	Construction millwrights and industrial mechanics	NOC Skill Level B	66	18	15
22.	1221	Administrative officers	NOC Skill Level B	66	19	15
23.	3012	Registered nurses and registered psychiatric nurses	NOC Skill Level A	63	25	21
24.	6733	Janitors, caretakers and building superintendents	NOC Skill Level D	61	27	21
25.	6211	Retail sales supervisors	NOC Skill Level B	59	15	15
26.	1215	Supervisors, supply chain, tracking and scheduling co-ordination occupations	NOC Skill Level B	59	16	15
27.	111	Financial managers	NOC Skill Level A	58	18	15
28.	2133	Electrical and electronics engineers	NOC Skill Level A	58	13	8
29.	6513	Food and beverage servers	NOC Skill Level C	57	16	15
					1 - 50 / 370	< >

JOB POSTINGS BY 3-DIGIT NOC, SKILL LEVEL, FREQUENCY & DURATION

What jobs are hard to fill and/or in-demand?

	3-DIGIT NOC CODE	3-DIGIT NOC LABEL	OCCUPATION'S SKILL LEVEL	POSTING COUNT ▾	AVG POSTING LENGTH IN DAYS	MEDIAN POSTING LENGTH IN DAYS
1.	642	Retail salespersons	NOC Skill Level C	335	17	15
2.	751	Motor vehicle and transit drivers	NOC Skill Level C	321	19	15
3.	723	Machining, metal forming, shaping and erecting trades	NOC Skill Level B	221	20	15
4.	961	Labourers in processing, manufacturing and utilities	NOC Skill Level D	187	20	15
5.	122	Administrative and regulatory occupations	NOC Skill Level B	179	17	15
6.	673	Cleaners	NOC Skill Level D	175	20	15
7.	111	Auditors, accountants and investment professionals	NOC Skill Level A	163	11	15
8.	124	Office administrative assistants - general, legal and medical	NOC Skill Level B	153	22	15
9.	745	Longshore workers and material handlers	NOC Skill Level C	152	19	16
10.	441	Home care providers and educational support occupations	NOC Skill Level C	142	17	14
11.	671	Food counter attendants, kitchen helpers and related support occupations	NOC Skill Level D	138	20	15
12.	152	Supply chain logistics, tracking and scheduling co-ordination occupations	NOC Skill Level C	138	18	15
13.	632	Chefs and cooks	NOC Skill Level B	128	23	21
14.	655	Customer and information services representatives	NOC Skill Level C	124	17	15
15.	062	Retail and wholesale trade managers	NOC Skill Level A	118	16	15
16.	143	Financial, insurance and related administrative support workers	NOC Skill Level C	113	16	15
17.	731	Machinery and transportation equipment mechanics (except motor vehicles)	NOC Skill Level B	110	17	15
18.	213	Civil, mechanical, electrical and chemical engineers	NOC Skill Level A	110	16	15
19.	217	Computer and information systems professionals	NOC Skill Level A	109	20	16
20.	112	Human resources and business service professionals	NOC Skill Level A	104	19	15
21.	843	Agriculture and horticulture workers	NOC Skill Level C	102	41	21
22.	662	Other sales support and related occupations	NOC Skill Level D	100	19	15
23.	421	Paraprofessional occupations in legal, social, community and education services	NOC Skill Level B	99	19	15
24.	941	Machine operators and related workers in mineral and metal products processing and manufacturing	NOC Skill Level C	94	24	15
25.	761	Trades helpers and labourers	NOC Skill Level D	89	21	15
26.	011	Senior managers - construction, transportation, production and utilities	NOC Skill Level A	88	18	15
27.	651	Occupations in food and beverage service	NOC Skill Level C	85	16	15
28.	223	Technical occupations in civil, mechanical and industrial	NOC Skill Level B	81	17	15

JOB POSTINGS BY 2-DIGIT NOC, SKILL LEVEL, FREQUENCY & DURATION

What jobs are hard to fill and/or in-demand?

	2-DIGIT NOC CODE	2-DIGIT NOC LABEL	OCCUPATION'S SKILL LEVEL	POSTING COUNT ▾	AVG POSTING LENGTH IN DAYS	MEDIAN POSTING LENGTH IN DAYS
1.	72	Industrial, electrical and construction trades	NOC Skill Level B	461	19	15
2.	12	Administrative and financial supervisors and administrative occupations	NOC Skill Level B	407	18	15
3.	75	Transport and heavy equipment operation and related maintenance occupations	NOC Skill Level C	384	19	15
4.	64	Sales representatives and salespersons - wholesale and retail trade	NOC Skill Level C	366	17	15
5.	65	Service representatives and other customer and personal services occupations	NOC Skill Level C	333	17	15
6.	21	Professional occupations in natural and applied sciences	NOC Skill Level A	328	19	15
7.	67	Service support and other service occupations, n.e.c.	NOC Skill Level D	326	20	15
8.	22	Technical occupations related to natural and applied sciences	NOC Skill Level B	302	20	15
9.	11	Professional occupations in business and finance	NOC Skill Level A	267	14	15
10.	73	Maintenance and equipment operation trades	NOC Skill Level B	219	19	15
11.	63	Service supervisors and specialized service occupations	NOC Skill Level B	212	22	15
12.	62	Retail sales supervisors and specialized sales occupations	NOC Skill Level B	208	14	15
13.	14	Office support occupations	NOC Skill Level C	201	17	15
14.	74	Other installers, repairers and servicers and material handlers	NOC Skill Level C	199	19	15.5
15.	96	Labourers in processing, manufacturing and utilities	NOC Skill Level D	187	20	15
16.	94	Processing and manufacturing machine operators and related production workers	NOC Skill Level C	176	22	20
17.	06	Middle management occupations in retail and wholesale trade and customer services	NOC Skill Level A	167	17	15
18.	01	Senior managers - construction, transportation, production and utilities	NOC Skill Level A	161	17	15
19.	44	Care providers and educational, legal and public protection support occupations	NOC Skill Level C	147	18	15
20.	15	Distribution, tracking and scheduling co-ordination occupations	NOC Skill Level C	144	18	15
21.	32	Technical occupations in health	NOC Skill Level B	130	22	21
22.	66	Sales support occupations	NOC Skill Level D	123	20	15
23.	41	Professional occupations in law and social, community and government services	NOC Skill Level A	116	17	15
24.	76	Trades helpers, construction labourers and related occupations	NOC Skill Level D	102	20	15
25.	84	Workers in natural resources, agriculture and related production	NOC Skill Level C	102	41	21
26.	42	Paraprofessional occupations in legal, social, community and education services	NOC Skill Level B	99	19	15
27.	52	Technical occupations in art, culture, recreation and sport	NOC Skill Level B	84	18	15

MULTILINGUAL JOB POSTINGS BY THE NUMBERS

ACTIVE POSTINGS
328

NEW POSTINGS
204

COMPANIES
127

LANGUAGES
8

OF DAYS POSTED

AVERAGE
16.8

MEDIAN
15

MULTILINGUAL JOB POSTINGS BY SKILL LEVEL

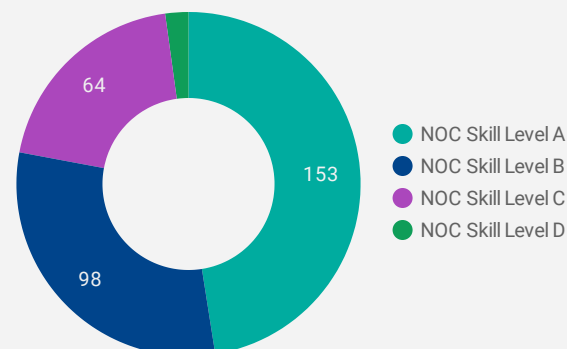
What language skills are employers looking for by occupational skill level?

153 Skill Level A - Management/ Professional Occupations usually requiring University

98 Skill Level B - Usually college education or apprenticeship training

64 Skill Level C - Usually secondary education or occupation-specific training

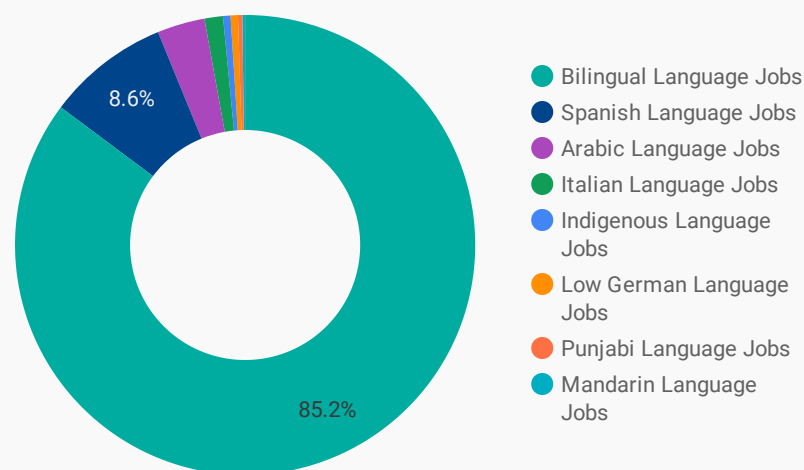
7 Skill Level D - Usually on-the-job training



LANGUAGES	NOC Skill Level A	NOC Skill Level B	NOC Skill Level C	NOC Skill Level D
Bilingual Language Jobs	138	76	56	4
Spanish Language Jobs	9	15	7	1
Arabic Language Jobs	4	5	1	
Italian Language Jobs		1		1
Mandarin Language Jobs	1			
Punjabi Language Jobs				1
Low German Language Jobs		1		

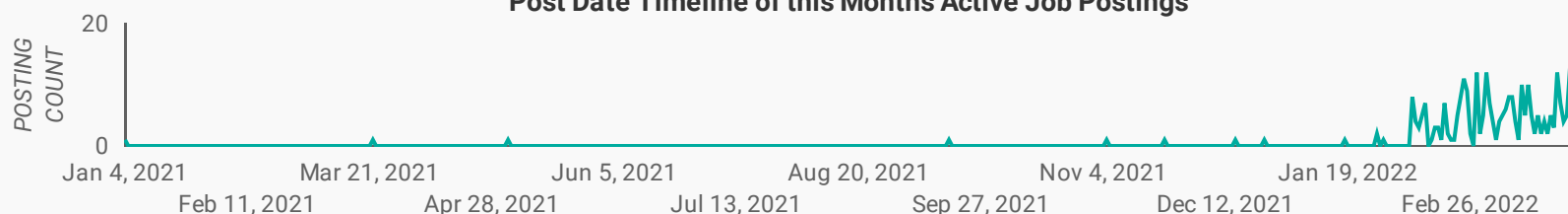
LANGUAGE SKILLS BREAKDOWN

Which kinds of language skills do employers seek?



	LANGUAGES	POSTING COUNT
1.	Bilingual Language Jobs	278
2.	Spanish Language Jobs	33
3.	Arabic Language Jobs	10
4.	Italian Language Jobs	3
5.	Low German Language Jobs	1
6.	Punjabi Language Jobs	1

Post Date Timeline of this Month's Active Job Postings



LANGUAGE SKILLS BEING RECRUITED BY SKILL TYPE

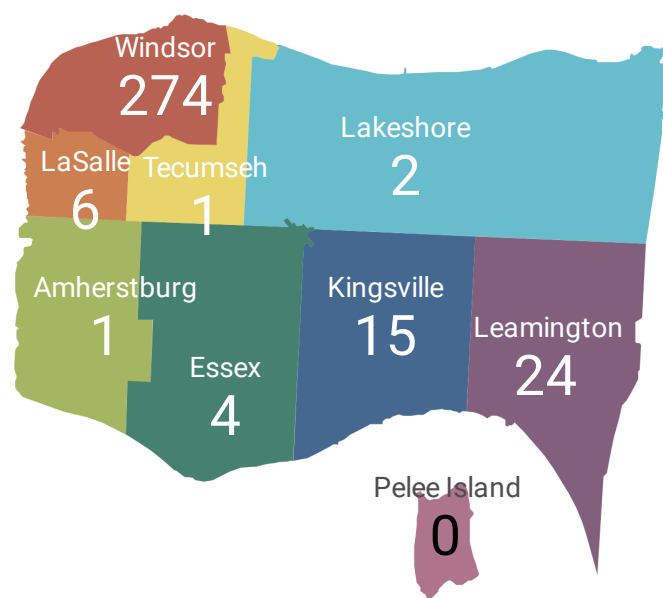
What language skills are sought by 1-Digit NOC?

SKILL TYPE NAME	Bilingual ...	Spanish ...	Arabic La...	Italian La...	Mandarin...	Punjabi L...	Grand total
Business, finance and administration occu...	67	8	1				76
Health occupations	47		2				50
Management occupations	29	4					33
Natural and applied sciences and related o...	13	4					17
Natural resources, agriculture and related ...		9					9
Occupations in art, culture, recreation and ...	20						20
Occupations in education, law and social, ...	37	1	4		1		44
Occupations in manufacturing and utilities	2	2					4
Sales and service occupations	55	2	2	2			61
Trades, transport and equipment operator...	4	2	1			1	8
Grand total	274	32	10	2	1	1	322

MULTILINGUAL JOB POSTINGS BY MUNICIPALITY

What language skills are sought by 4-Digit NOC?

	MUNICIPALITY	POSTINGS	AVG POSTING LENGTH IN DAYS	MEDIAN POSTING LENGTH IN DAYS
1.	City of Windsor	274	18.5	15
2.	Municipality of Leamington	24	16.6	15
3.	Town of Kingsville	15	21.0	15
4.	Town of LaSalle	6	17.1	15
5.	Town of Essex	4	20.0	15
6.	Town of Lakeshore	2	20.0	15
7.	Town of Amherstburg	1	14.3	15
8.	Town of Tecumseh	1	19.6	15



	UPPER TIER	POSTINGS	AVG POSTING LENGTH IN DAYS	MEDIAN POSTING LENGTH IN DAYS
1.	City of Windsor	274	18.5	15
2.	Essex County	53	18.5	15

LANGUAGE DEMAND BY JOB

What language skills are sought by 4-Digit NOC?

4 DIGIT NOC NAME	POSTINGS
1. Registered nurses and registered psychi...	28
2. Other customer and information service...	19
3. Journalists	16
4. Social workers	16
5. Banking, insurance and other financial cl...	13
6. Managers in health care	12
7. Other financial officers	8
8. Home support workers, housekeepers an...	8
9. Retail and wholesale buyers	7
10. Insurance agents and brokers	6
11. Information systems analysts and consu...	6
12. Social and community service workers	6
13. Human resources and recruitment officers	6
14. Administrative assistants	6
15. Contractors and supervisors, landscapin...	5
16. Purchasing agents and officers	5
17. Medical administrative assistants	5
18. Professional occupations in advertising, ...	4
19. Senior managers - financial, communicat...	4
20. Human resources professionals	4
21. Respiratory therapists, clinical perfusioni...	4
22. Supervisors, food and beverage processi...	4
23. Licensed practical nurses	3
24. Chefs	3
25. Customer and information services supe...	3
26. Technical sales specialists - wholesale t...	3
27. Allied primary health practitioners	3
28. Financial auditors and accountants	3
29. Security guards and related security serv...	3
30. Employment insurance, immigration, bor...	2
31. Translators, terminologists and interpret...	2
32. Banking, credit and other investment ma...	2
1 - 100 / 110	< >

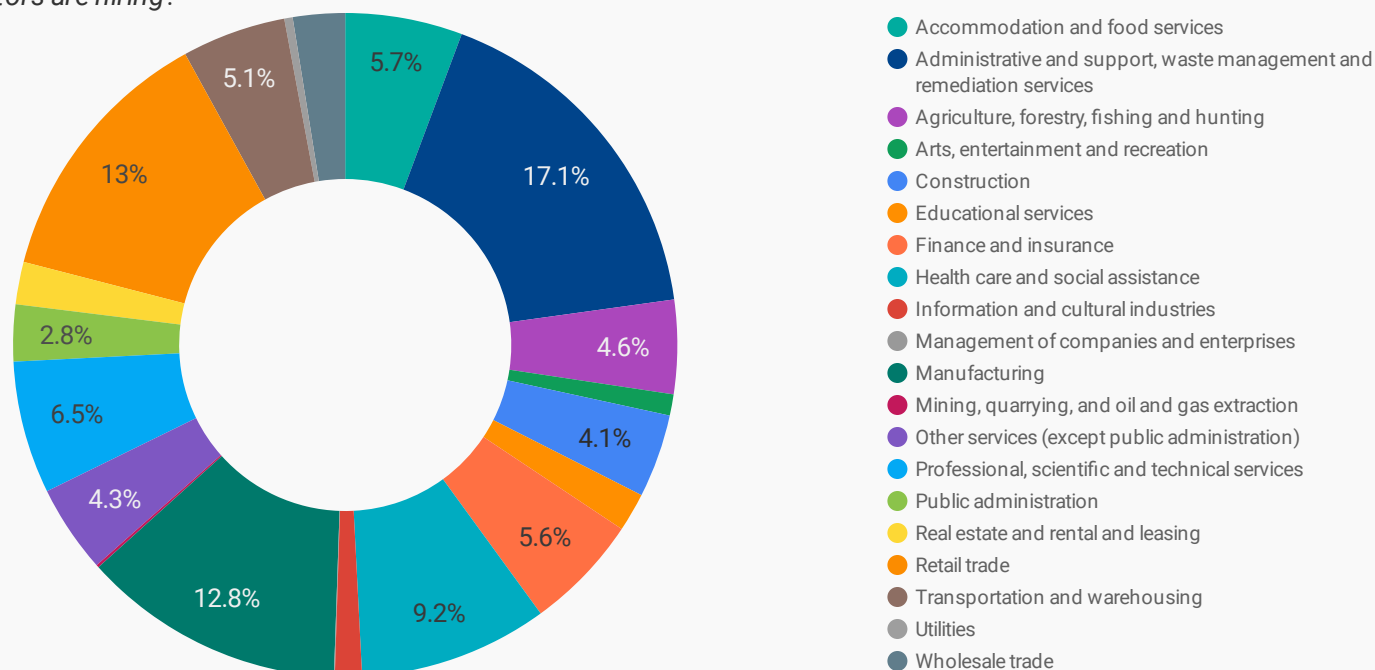
MULTILINGUAL HIRING EMPLOYERS

Which employers are seeking multilingual candidates?

COMPANY	POSTINGS
1. Windsor Regional Hospital - Met Campus	52
2. Victorian Order of Nurses / VON Canada	16
3. BMO	16
4. HÃ'tel-Dieu Grace Healthcare	15
5. CBC/Radio-Canada	14
6. Green Shield Canada	10
7. Nature Fresh Farms Inc.	9
8. Ontario Public Service / OPS	7
9. Windsor Essex Community Health Centre	6
10. Global Excel Management	6
11. Sykes Enterprises	5
12. Desjardins	5
13. Family Services Windsor-Essex	4
14. Immigration, Refugees and Citizenship Canada	4
15. Goudreau Personnel by Swinton Ltd.	4
16. Mucci Farms Ltd.	4
17. The Scotts Miracle-Gro Company	4
18. Home and Community Care Support Services Erie St. Clair	4
19. NFP Corp	3
20. PWC / PricewaterhouseCoopers LLP	3
21. Mastronardi Produce Limited	3
22. Cronos Growing Company Inc.	3
23. Lakeside Produce Inc	3
24. Desjardins Group / Mouvement Desjardins	3
25. Canadian Cancer Society	2
26. Tilray	2
27. Rural Heritage Foods Inc.	2
1 - 50 / 131	< >

TOP HIRING SECTORS BY 2-DIGIT NAICS CODE

What sectors are hiring?



	NAICS CODE	2-DIGIT NAICS LABEL	POSTING COUNT	AVG POSTING LENGTH IN DAYS	MEDIAN POSTING LENGTH IN DAYS
1.	56	Administrative and support, waste management and remediation services	1,095	18.8	15
2.	31-33	Manufacturing	834	19.3	15
3.	44-45	Retail trade	791	16.0	15
4.	62	Health care and social assistance	631	18.0	16
5.	54	Professional, scientific and technical services	430	17.3	15
6.	72	Accommodation and food services	350	18.1	15
7.	52	Finance and insurance	336	12.4	15
8.	48-49	Transportation and warehousing	331	15.6	15
9.	81	Other services (except public administration)	321	27.7	15
10.	11	Agriculture, forestry, fishing and hunting	317	24.5	21
11.	23	Construction	260	19.9	15
12.	91	Public administration	219	23.3	15
13.	41	Wholesale trade	165	15.9	15
14.	53	Real estate and rental and leasing	136	17.7	15
15.	61	Educational services	120	16.7	15
16.	51	Information and cultural industries	75	14.6	13
17.	71	Arts, entertainment and recreation	69	17.6	15
18.	22	Utilities	32	16.1	15
19.	21	Mining, quarrying, and oil and gas extraction	6	15.0	15
20.	55	Management of companies and enterprises	2	15.0	15

NOTE: NAICS code 56 includes Employment Agencies. Manufacturing includes codes 31-33, Retail Trade includes codes 44-45 and Transportation and Warehousing includes codes 48-49.

TOP HIRING SECTORS BY 3-DIGIT NAICS CODE

What sectors are hiring?

	NAICS CODE	3-DIGIT NAICS LABEL	POSTING COUNT ▾	AVERAGE POSTING LENGTH IN DAYS	MEDIAN POSTING LENGTH IN DAYS
1.	561	Administrative and support services	1,078	18.8	15
2.	541	Professional, scientific and technical services	430	17.3	15
3.	722	Food services and drinking places	319	18.3	15
4.	111	Crop production	296	25.2	21
5.	333	Machinery manufacturing	259	18.9	15
6.	621	Ambulatory health care services	217	17.4	15
7.	484	Truck transportation	191	14.9	15
8.	913	Local, municipal and regional public administration	185	23.7	14
9.	522	Credit intermediation and related activities	184	12.1	15
10.	624	Social assistance	177	17.5	16
11.	336	Transportation equipment manufacturing	171	20.9	15
12.	813	Religious, grant-making, civic, and professional and similar organizations	168	38.8	21
13.	238	Specialty trade contractors	143	18.0	15
14.	623	Nursing and residential care facilities	143	17.4	15
15.	332	Fabricated metal product manufacturing	141	20.7	15
16.	445	Food and beverage stores	132	15.7	15
17.	611	Educational services	120	16.7	15
18.	444	Building material and garden equipment and supplies dealers	111	15.8	15
19.	531	Real estate	102	17.2	15
20.	524	Insurance carriers and related activities	101	12.4	15
21.	413	Food, beverage and tobacco merchant wholesalers	99	14.0	15
22.	452	General merchandise stores	99	15.1	15
23.	622	Hospitals	94	20.9	21
24.	236	Construction of buildings	92	20.7	15
25.	811	Repair and maintenance	91	17.3	15
26.	446	Health and personal care stores	89	16.6	15
27.	453	Miscellaneous store retailers	85	16.6	15
28.	448	Clothing and clothing accessories stores	77	17.9	15
29.	443	Electronics and appliance stores	77	15.2	15
30.	713	Amusement, gambling and recreation industries	64	17.5	15
31.	812	Personal and laundry services	50	17.0	15

TOP HIRING SECTORS BY 4-DIGIT NAICS CODE

What sectors are hiring?

	NAICS CODE	4-DIGIT NAICS LABEL	POSTING COUNT ▾	AVERAGE POSTING LENGTH IN DAYS	MEDIAN POSTING DAYS IN LENGTH
1.	5613	Employment services	797	18.8	15
2.	7225	Full-service restaurants and limited-service eating places	271	18.7	15
3.	1119	Other crop farming	211	22.7	21
4.	9139	Other local, municipal and regional public administration	179	23.7	14
5.	4841	General freight trucking	176	14.8	15
6.	5413	Architectural, engineering and related services	171	15.5	15
7.	3335	Metalworking machinery manufacturing	163	21.5	15
8.	8134	Civic and social organizations	159	40.3	21
9.	5221	Depository credit intermediation	152	12.2	15
10.	5617	Services to buildings and dwellings	130	19.2	15
11.	3361	Motor vehicle manufacturing	112	20.8	15
12.	4451	Grocery stores	111	15.0	15
13.	4441	Building material and supplies dealers	102	15.6	15.5
14.	6231	Nursing care facilities	95	18.0	15
15.	6221	General medical and surgical hospitals	94	20.9	21
16.	4461	Health and personal care stores	89	16.6	15
17.	6241	Individual and family services	77	19.5	21
18.	4431	Electronics and appliance stores	77	15.2	15
19.	4481	Clothing stores	74	17.8	15
20.	5242	Agencies, brokerages and other insurance related activities	71	14.2	15
21.	5416	Management, scientific and technical consulting services	71	18.6	15
22.	3322	Cutlery and hand tool manufacturing	70	20.0	15
23.	1114	Greenhouse, nursery and floriculture production	69	29.7	21
24.	4529	Other general merchandise stores	65	13.0	15
25.	8111	Automotive repair and maintenance	65	16.4	15
26.	5616	Investigation and security services	65	18.3	20
27.	6214	Out-patient care centres	60	18.1	15
28.	7139	Other amusement and recreation industries	60	17.5	15
29.	4539	Other miscellaneous store retailers	59	17.0	20
30.	6242	Community food and housing, and emergency and other relief services	58	15.2	15
31.	6213	Offices of other health practitioners	58	15.7	15

TOP HIRING SECTORS BY 5-DIGIT NAICS CODE

What sectors are hiring?

	NAICS CODE	5-DIGIT NAICS LABEL	POSTING COUNT ▾	AVERAGE POSTING LENGTH IN DAYS	MEDIAN POSTING LENGTH IN DAYS
1.	56131	Employment placement agencies and executive search services	797	18.8	15
2.	72251	Full-service restaurants and limited-service eating places	271	18.7	15
3.	11199	All other crop farming	211	22.7	21
4.	91391	Other local, municipal and regional public administration	179	23.7	14
5.	33351	Metalworking machinery manufacturing	163	21.5	15
6.	81341	Civic and social organizations	159	40.3	21
7.	54133	Engineering services	149	14.7	15
8.	48412	General freight trucking, long distance	149	14.2	15
9.	52211	Banking	126	10.9	15
10.	33611	Automobile and light-duty motor vehicle manufacturing	107	20.8	15
11.	62311	Nursing care facilities	95	18.0	15
12.	44413	Hardware stores	94	15.5	15.5
13.	62211	General medical and surgical hospitals	94	20.9	21
14.	44511	Supermarkets and other grocery (except convenience) stores	91	15.3	15
15.	44314	Electronics and appliance stores	77	15.2	15
16.	33221	Cutlery and hand tool manufacturing	70	20.0	15
17.	45299	All other general merchandise stores	65	13.0	15
18.	62149	Other out-patient care centres	58	18.3	15
19.	56191	Packaging and labelling services	56	16.7	21
20.	44611	Pharmacies and drug stores	55	15.5	15
21.	62423	Emergency and other relief services	54	15.2	15
22.	56172	Janitorial services	53	18.1	15
23.	54121	Accounting, tax preparation, bookkeeping and payroll services	51	15.8	15
24.	33299	All other fabricated metal product manufacturing	50	19.1	15
25.	56173	Landscaping services	50	16.8	15
26.	33637	Motor vehicle metal stamping	49	22.2	15
27.	45399	All other miscellaneous store retailers	49	17.2	17.5
28.	23622	Commercial and institutional building construction	48	24.8	15
29.	11142	Nursery and floriculture production	48	32.1	21
30.	33399	All other general-purpose machinery manufacturing	46	14.9	15
31.	32619	Other plastic product manufacturing	45	21.6	19

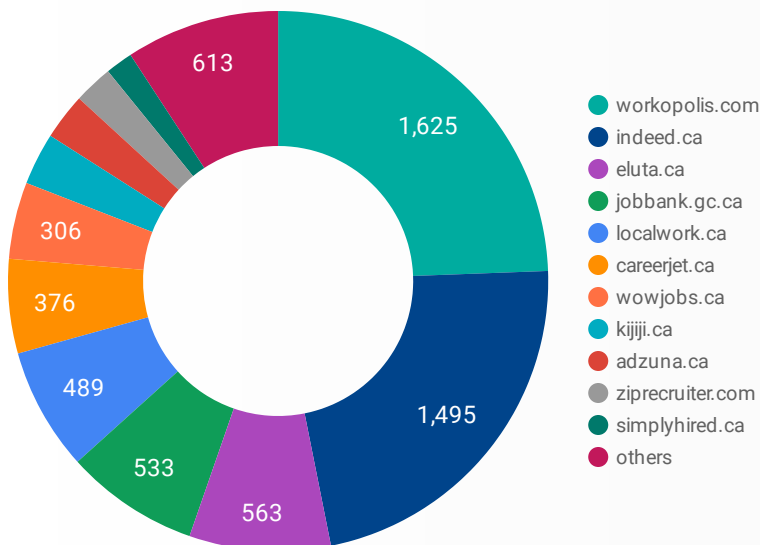
TOP HIRING SECTORS BY 6-DIGIT NAICS CODE

What sectors are hiring?

	NAICS CODE	6-DIGIT NAICS LABEL	POSTING COUNT ▾	AVG POSTING LENGTH IN DAYS	MEDIAN POSTING LENGTH IN DAYS
1.	561310	Employment placement agencies and executive search services	797	18.8	15
2.	913910	Other local, municipal and regional public administration	179	23.7	14
3.	813410	Civic and social organizations	159	40.3	21
4.	111993	Fruit and vegetable combination farming	159	20.9	20
5.	722511	Full-service restaurants	154	18.9	15
6.	541330	Engineering services	149	14.7	15
7.	522111	Personal and commercial banking industry	126	10.9	15
8.	333511	Industrial mould manufacturing	125	17.5	15
9.	722512	Limited-service eating places	117	18.5	16
10.	336110	Automobile and light-duty motor vehicle manufacturing	107	20.8	15
11.	623110	Nursing care facilities	95	18.0	15
12.	444130	Hardware stores	94	15.5	15.5
13.	622111	General (except paediatric) hospitals	94	20.9	21
14.	484122	General freight trucking, long distance, less than truck-load	92	20.5	15
15.	445110	Supermarkets and other grocery (except convenience) stores	91	15.3	15
16.	443143	Appliance, television and other electronics stores	76	15.1	15
17.	332210	Cutlery and hand tool manufacturing	70	20.0	15
18.	452999	All other miscellaneous general merchandise stores	65	13.0	15
19.	484121	General freight trucking, long distance, truck-load	57	7.2	2
20.	561910	Packaging and labelling services	56	16.7	21
21.	446110	Pharmacies and drug stores	55	15.5	15
22.	624230	Emergency and other relief services	54	15.2	15
23.	621494	Community health centres	53	18.3	15
24.	111999	All other miscellaneous crop farming	52	28.5	21
25.	332999	All other miscellaneous fabricated metal product manufacturing	50	19.1	15
26.	561722	Janitorial services (except window cleaning)	50	18.2	15
27.	561730	Landscaping services	50	16.8	15
28.	336370	Motor vehicle metal stamping	49	22.2	15
29.	236220	Commercial and institutional building construction	48	24.8	15
30.	333990	All other general-purpose machinery manufacturing	46	14.9	15
31.	531310	Real estate property managers	44	18.2	15

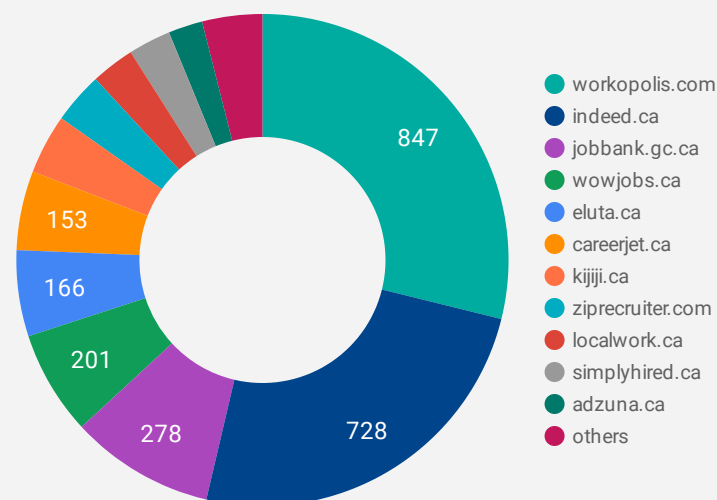
JOB POSTINGS BY JOB BOARD

What share of unique job postings appear on each job board?



COMPANIES BY JOB BOARD

What share of unique job postings appear on each job board?



JOB POSTING DETAILS BY JOB BOARD

How does job posting activity differ by job board?

	JOB BOARD	POSTING COUNT	AVG POSTING LENGTH IN DAYS	MEDIAN POSTING LENGTH IN DAYS	# OF COMPANIES
1.	workopolis.com	1,625	15	15	847
2.	indeed.ca	1,495	21	21	728
3.	eluta.ca	563	20	21	166
4.	jobbank.gc.ca	533	29	16	278
5.	localwork.ca	489	3	1	84
6.	careerjet.ca	376	24	11	153
7.	wowjobs.ca	306	15	15	201
8.	kijiji.ca	208	15	15	115
9.	adzuna.ca	185	15	15	66
10.	ziprecruiter.com	156	15	15	99
11.	simplyhired.ca	109	15	15	82
12.	uhc.ca	105	72	62	3
13.	citywindsor.ca	61	166	84	3
14.	jobillico.com	60	18	14.5	24
15.	apmaautohr.com	34	17	11	4
16.	canadianexecutivesearch.com	31	20	18	1
17.	careers.learnington.ca	31	9	6	1
18.	randstad.ca	28	22	11	1

MAPPING THIS MONTH'S ACTIVE JOB POSTINGS IN WINDSOR-ESSEX

How many job postings were active for at least 1 day this month?

