

JOB DEMAND REPORT

FEBRUARY 2022

HIGHLIGHTS

JOB POSTINGS BY THE NUMBERS

TOTAL POSTINGS	NEW THIS MONTH	COMPANIES	JOB BOARDS
5,916	3,448	1,904	45

OF DAYS POSTED

AVERAGE	MEDIAN
19.2	15

REPORT BUILDER

The default filter selection below will show all job demand data for the month. You can use the filters to create a customized report for the purpose of understanding a subset of the data.

OCCUPATION FILTERS

SKILL TYPE NAME / 1-DIGIT NOC	▼
MAJOR GROUP / 2-DIGIT NOC	▼
MINOR GROUP / 3-DIGIT NOC	▼
UNIT GROUP / 4-DIGIT NOC	▼
SKILL LEVEL	▼
JOB TYPE	▼
JOB DURATION	▼
ADDITIONAL LANGUAGE	▼
SPECIFIC JOB TAGS	▼

INDUSTRY/SECTOR FILTERS

HIRING SECTOR BY 2-DIGIT NAICS CODE	▼
HIRING SECTOR BY 3-DIGIT NAICS CODE	▼
HIRING SECTOR BY 4-DIGIT NAICS CODE	▼
HIRING SECTOR BY 5-DIGIT NAICS CODE	▼
HIRING SECTOR BY 6-DIGIT NAICS CODE	▼

OTHER FILTERS

MUNICIPALITY	▼
CITY OR COUNTY	▼
JOB BOARD	▼

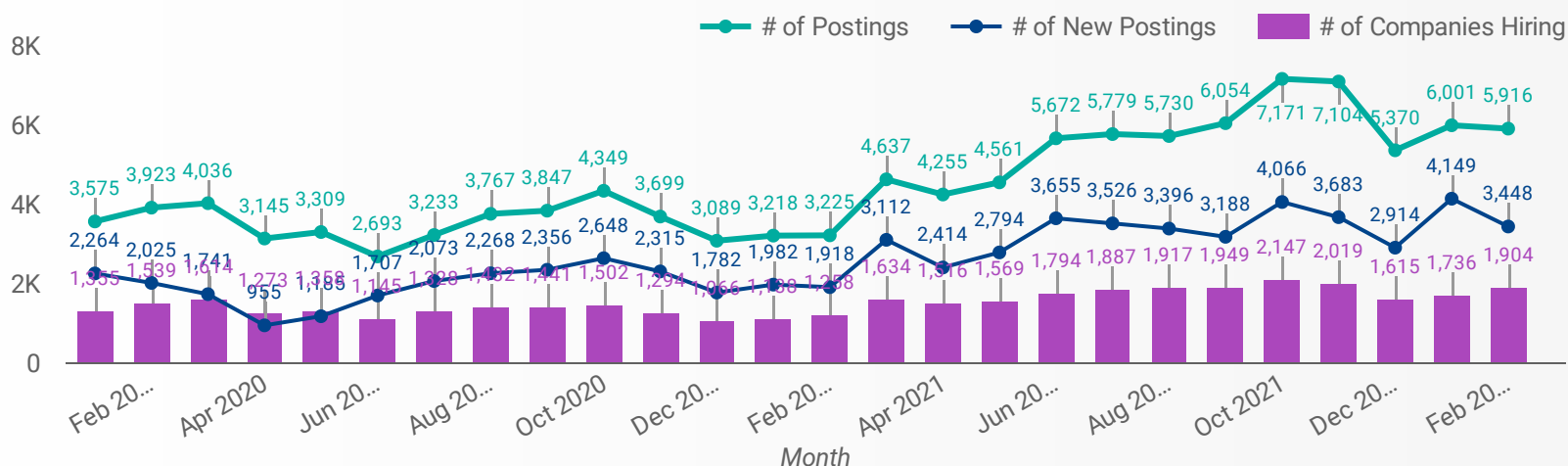
NOC = National Occupation Classification | NAICS = North American Industry Classification System

Source:

Job posting data collected by Workforce WindsorEssex from job boards and employer websites who recruit candidates in Windsor-Essex.

JOB POSTINGS BY MONTH FOR WINDSOR-ESSEX

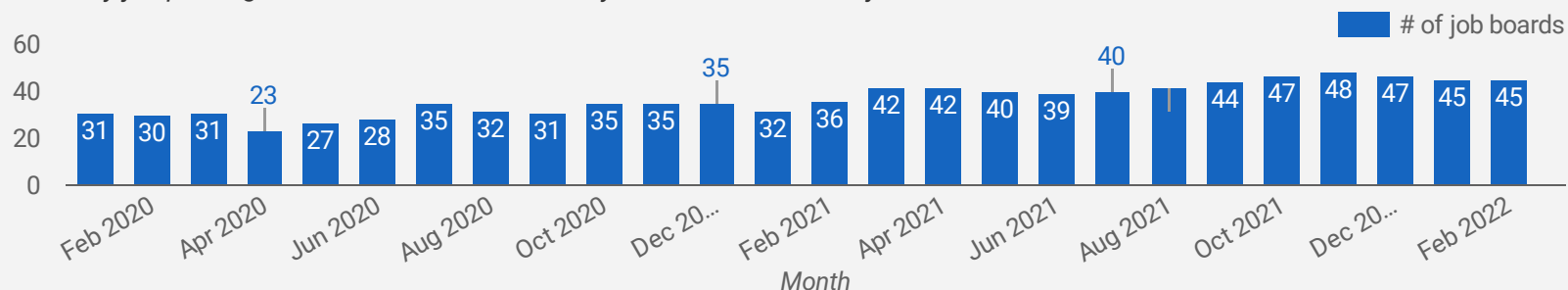
How many job postings were active for at least 1 day this month?



NOTE: This graph cannot be filtered using the controls on the cover page

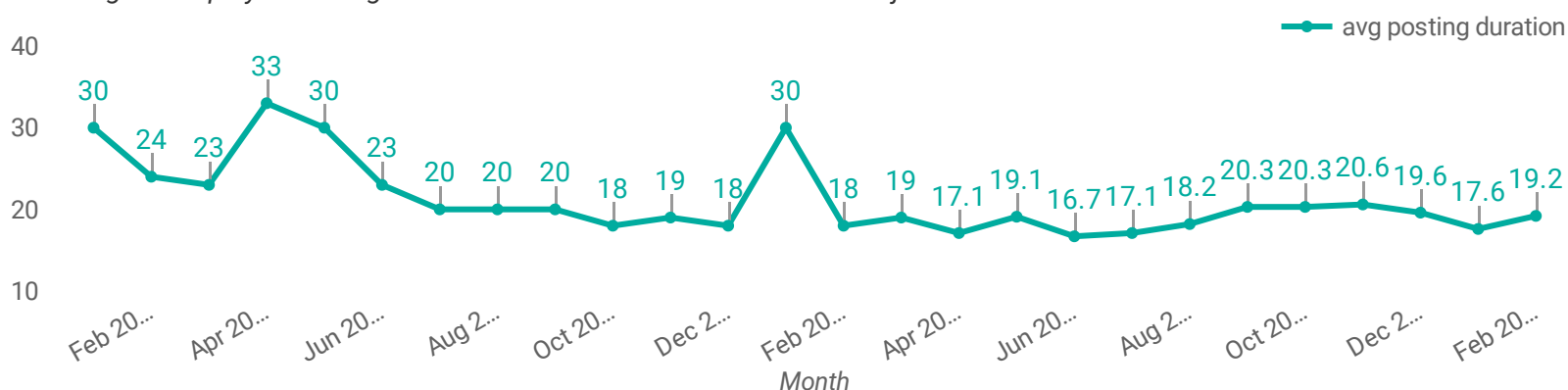
NUMBER OF ACTIVE JOB BOARDS

How many job postings were active for at least 1 day this month on these job boards?



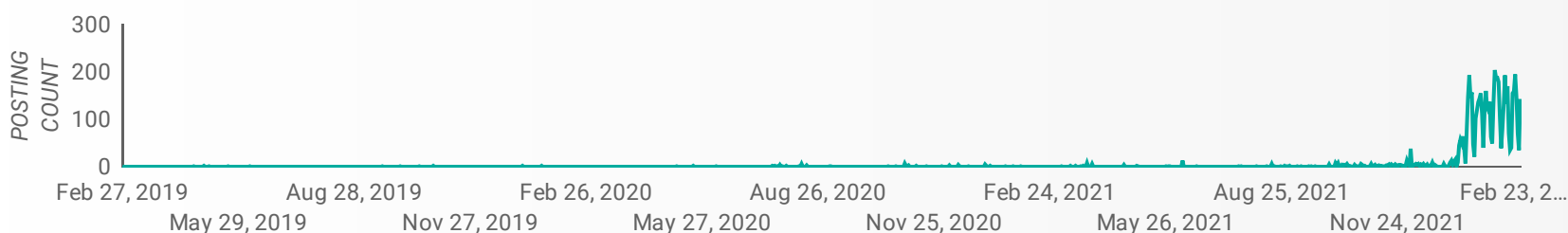
AVG & MEDIAN POSTING LENGTH BY DAYS

How long are employers having to recruit for to find candidates to fill their job vacancies?



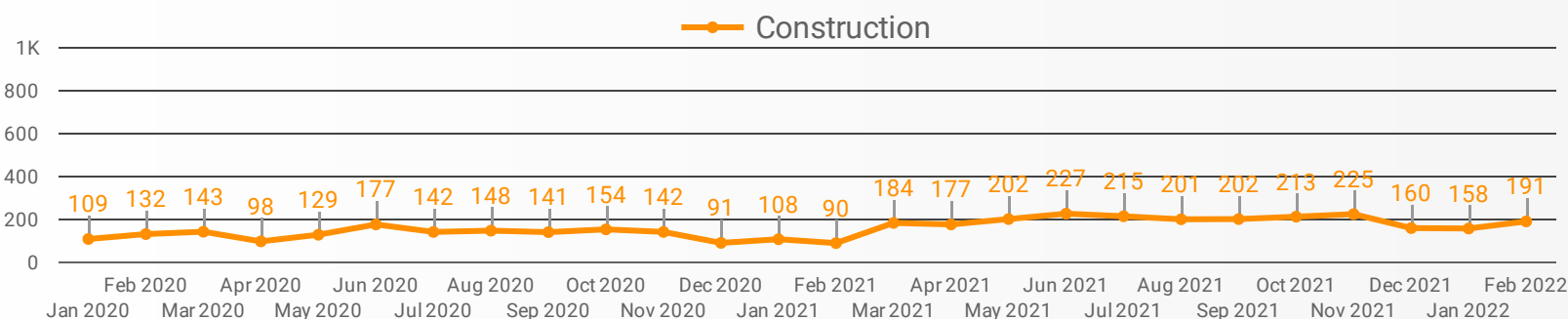
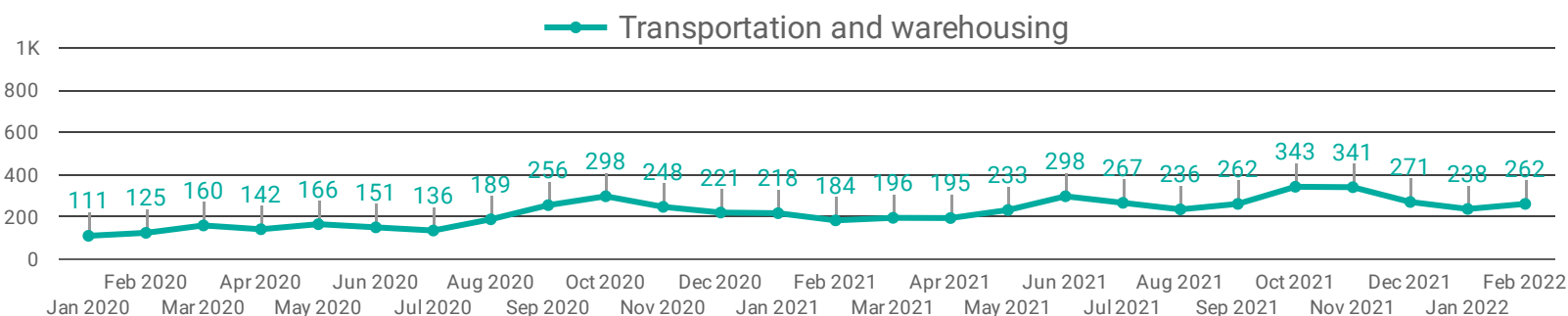
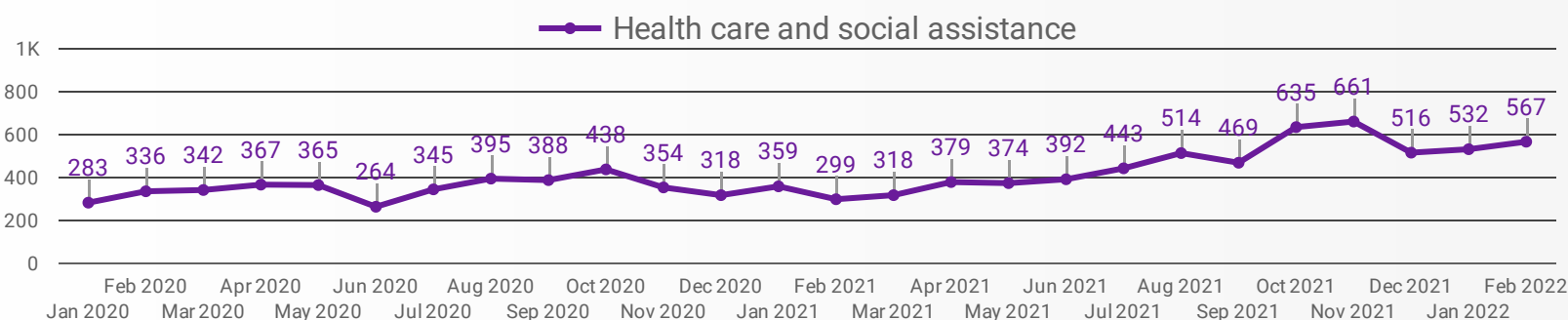
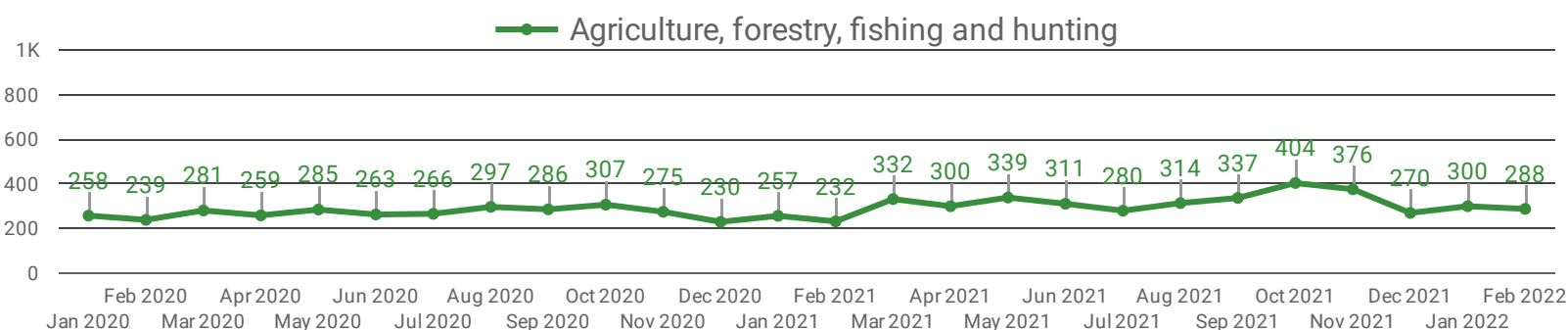
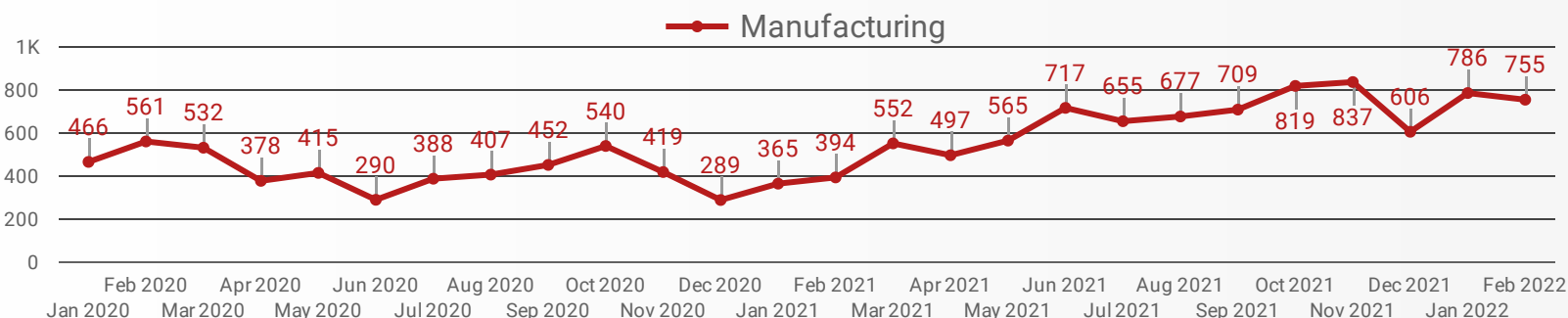
POST DATE TIMELINE FOR THIS MONTH'S ACTIVE JOB POSTINGS

How many job postings were active for at least 1 day this month?



DEMAND BY KEY SECTOR (WINDSOR-ESSEX)

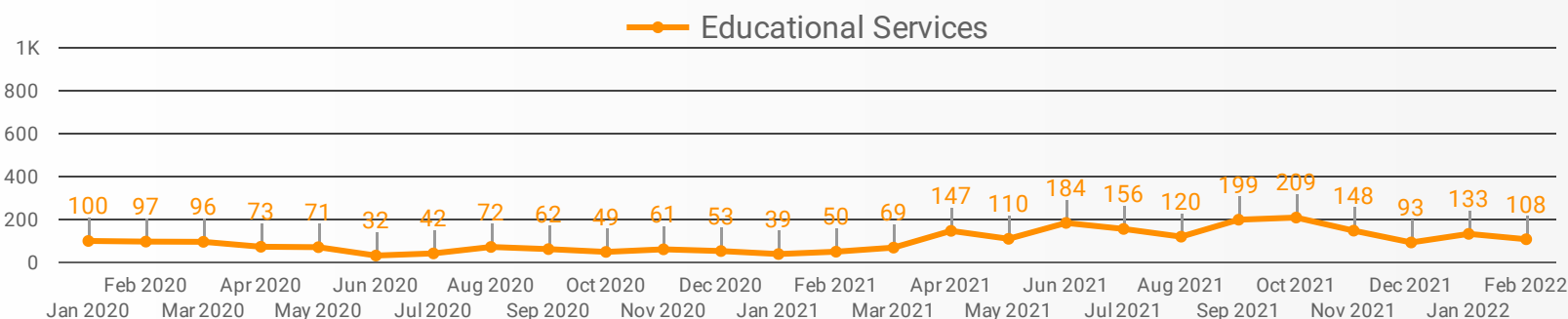
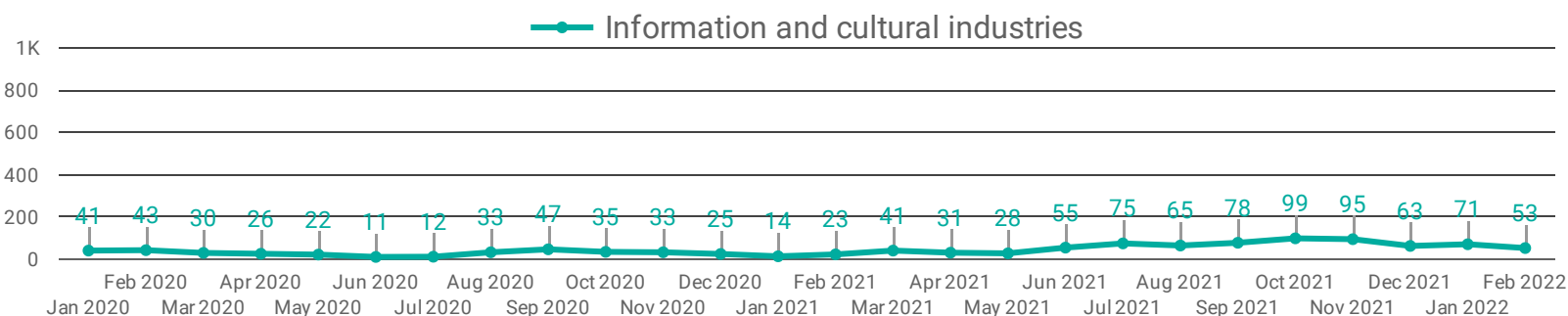
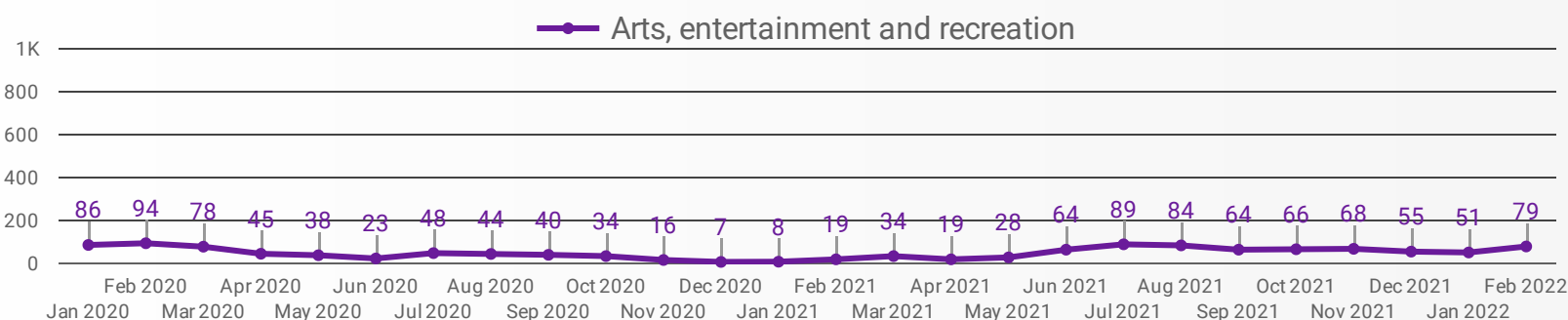
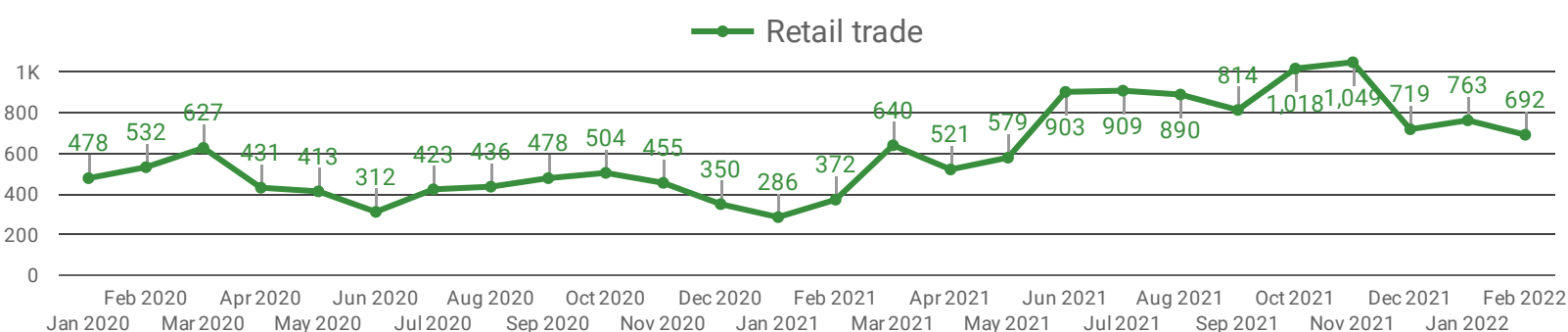
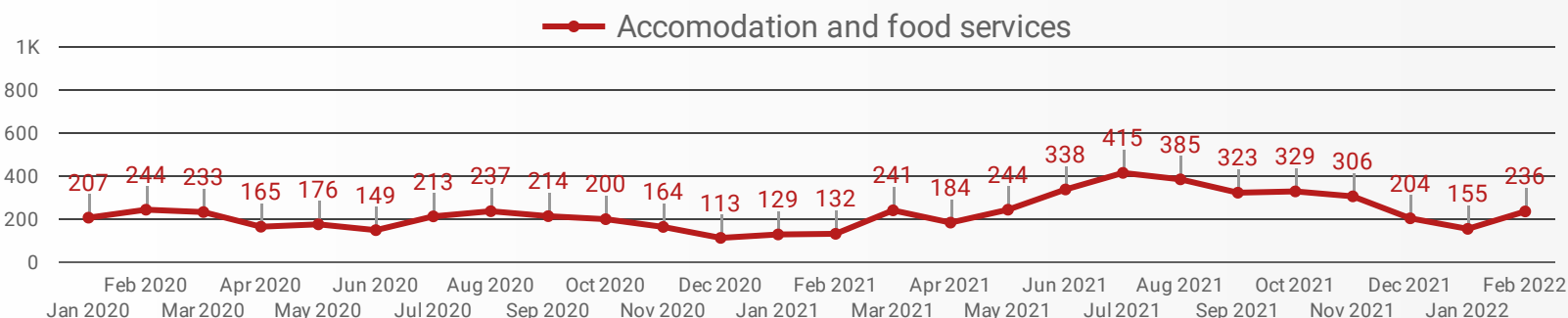
How many job postings were active for at least 1 day this month by sector?



NOTE: This graph cannot be filtered using the controls on the cover page

DEMAND BY IMPACTED SECTOR (WINDSOR-ESSEX)

How many job postings were active for at least 1 day this month by sector?



NOTE: This graph cannot be filtered using the controls on the cover page

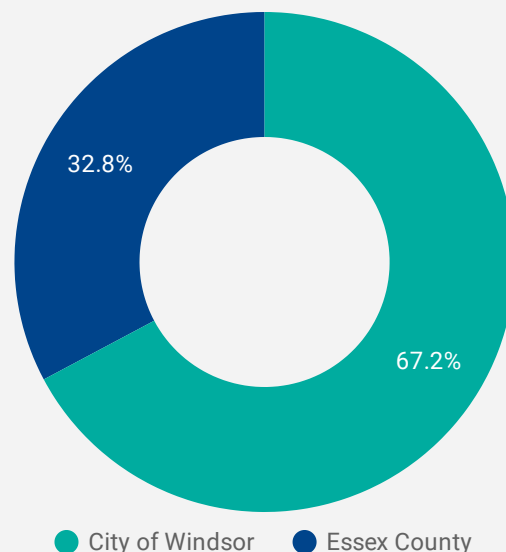
JOB POSTINGS BY MUNICIPALITY

Where are job opportunities being offered?

	MUNICIPALITY	POSTING COUNT	AVG POSTING LENGTH IN DAYS	MEDIAN POSTING LENGTH IN DAYS
1.	City of Windsor	3,947	18.3	15
2.	Municipality of Leamington	562	16.6	15
3.	Town of Tecumseh	405	20.5	15
4.	Town of Kingsville	357	26.2	16
5.	Town of Essex	228	24.4	18
6.	Town of Lakeshore	138	26.4	21
7.	Town of Amherstburg	122	17.4	15
8.	Town of LaSalle	113	20.2	21

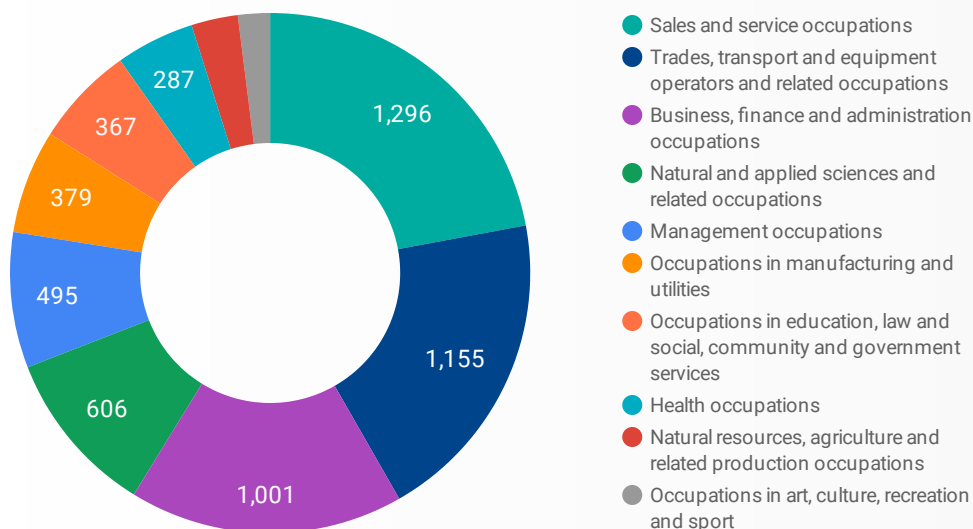
URBAN & RURAL DEMAND

Job Postings by Location



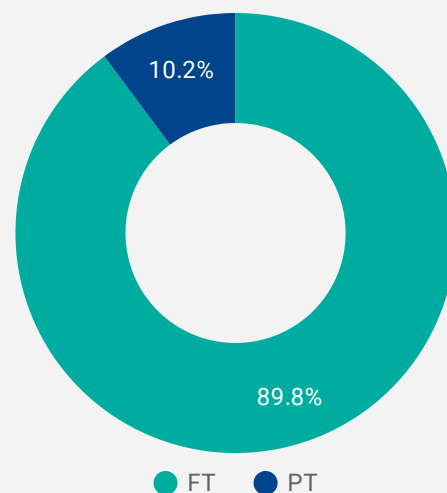
JOB POSTINGS BY SKILL TYPE

What skill type is being recruited?



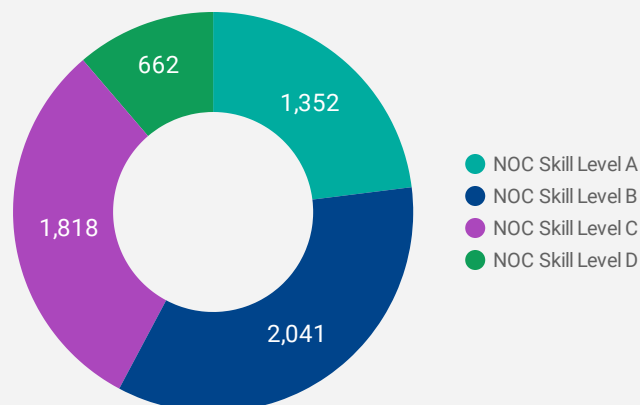
JOB TYPE

Full-time vs Part-time



JOB POSTINGS BY SKILL LEVEL

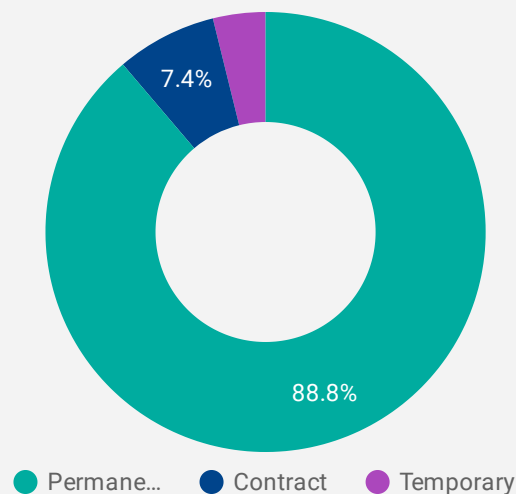
What education do occupations typically require?



Skill Level A = Usually University education | Skill Level B = Usually College education or Apprenticeship training | Skill Level C = Usually Secondary education or occupation-specific training | Skill Level D = Usually on-the-job training

JOB DURATION

Permanency of jobs posted



TOP HIRING COMPANIES & AGENCIES

What companies are hiring?

	COMPANY	COMMUNITY	POSTINGS ▾	AVERAGE POSTING DURATION IN DAYS	MEDIAN POSTING DURATION IN DAYS
1.	Municipality of Leamington	Leamington	72	10.0	10
2.	RGBSI	Windsor	60	7.0	4
3.	Personnel by Prostaff	Windsor	59	14.8	16
4.	City of Windsor Employment and Training Services (Windsor)	Windsor	57	216.0	173
5.	Windsor Regional Hospital - Met Campus	Windsor	56	20.8	21
6.	UHC-Hub of Opportunities	Windsor	46	70.7	74
7.	Mastronardi Produce Limited	Kingsville	46	17.4	16
8.	FCA Canada Inc.	Windsor	45	34.3	15
9.	Lowe's Canada	Windsor	38	10.3	8
10.	Town of Tecumseh	Tecumseh	38	17.1	15
11.	Windsor, Corporation of the City of	Windsor	36	20.7	15
12.	Home Depot of Canada Inc.	Windsor	36	12.8	15
13.	Loblaw Companies Limited	Windsor	36	16.4	15
14.	Shoppers Drug Mart / Pharmaprix	Windsor	34	15.7	15
15.	Nature Fresh Farms Inc.	Leamington	32	18.4	19
16.	Centerline (Windsor) Limited	LaSalle	29	19.2	21
17.	University of Windsor	Windsor	29	18.8	21
18.	Lancesoft	Windsor	24	4.3	2
19.	Windsor Mold Group	Windsor	23	19.8	15
20.	Platinum Direct Hire Inc.	Windsor	21	18.9	21
21.	Hiram Walker & Sons Limited	Windsor	20	17.9	17
22.	Reliance Home Comfort	Windsor	20	15.0	16
23.	Loblaw Companies Limited	Leamington	19	15.0	15
24.	Flex-N-Gate Corporation	Windsor	18	19.2	21
25.	BELFOR Canada	Windsor	18	16.9	17
26.	Home Depot Canada	Windsor	18	21.0	21
27.	Chartwell Retirement Residences	Kingsville	18	112.1	131
28.	Valiant TMS	Windsor	18	12.3	15
29.	HUB International	Windsor	17	19.3	15
30.	Municipality of Lakeshore	Lakeshore	17	31.3	39

TOP HOURLY WAGES IN JOB POSTINGS

What are employers willing to pay to find the perfect candidate?

of Minimum Wage Jobs

238

	JOB TITLE	COMPANY	LOCATION	WAGE POTENTIAL ▾
1.	Nurse	Bridgingway Healthcare Solutions	Municipality of Leamington	\$65 
2.	Maintenance Supervisor -ad	Unemployed Help Centre of Windsor Inc.	City of Windsor	\$60 
3.	Plumber	Pinnacle Home Services	City of Windsor	\$60 
4.	Windsor- Handyman - General Contractors Needed - Tools Required \$50/h	Handyman Caravan	City of Windsor	\$60 
5.	Moving Team Of 2 Needed For Residential Moves - \$55/HR Pay	Kijiji Jobs	City of Windsor	\$55 
6.	Data Analyst	Net at Work	City of Windsor	\$55 
7.	Bartender/server	Panache	City of Windsor	\$55 
8.	Software Engineer	Intuitive Services Canada Inc	City of Windsor	\$52 
9.	Financial Controller Job	WBSZ HOLDINGS LTD.	City of Windsor	\$52 
10.	Financial Controller	WBSZ HOLDINGS LTD.	City of Windsor	\$52 
11.	Chief Executive Officer - CEO - Viscon Group NA Ltd.	Viscon Group North America Ltd	Town of Kingsville	\$51.5 
12.	Online Learning Technologies Analyst	University of Windsor	City of Windsor	\$50.02 
				1 - 100 / 1675 < >

TOP SALARIES IN JOB POSTINGS

What are employers willing to pay to find the perfect candidate?

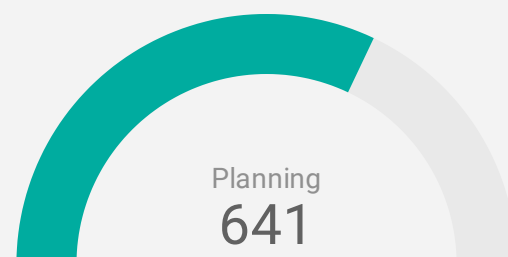
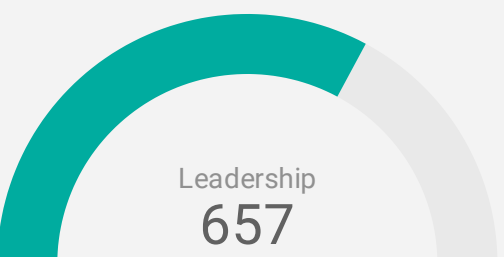
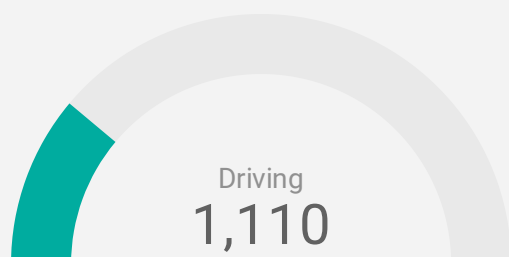
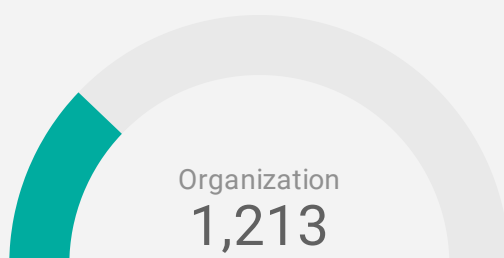
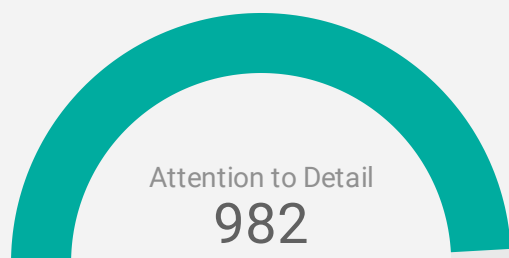
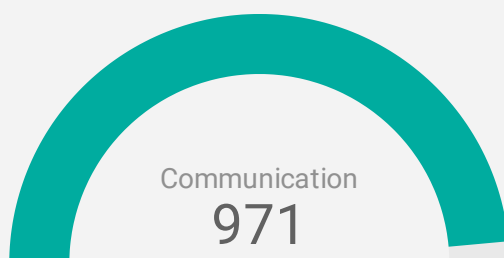
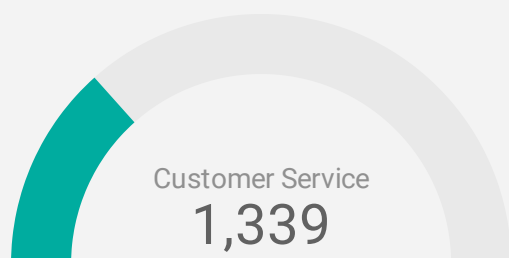
	JOB TITLE	COMPANY	LOCATION	SALARY POTENTIAL ▾
1.	Real Estate Agent - Pre-qualified Buyers Seller Meetings Booked For You!	Zoocasa	City of Windsor	\$350,000 
2.	Toronto And Montreal Lanes	Load Boss Logistics Inc.	Town of Kingsville	\$350,000 
3.	Owner Operator Truck Driver	Load Boss Logistics Inc.	Town of Kingsville	\$350,000 
4.	Realtor	One Percent Realty Ltd. Brokerage	City of Windsor	\$350,000 
5.	Real Estate Agent - Pre-qualified Buyers & Seller Meetings Booked For You!	Zoocasa	City of Windsor	\$350,000 
6.	Owner Operator Truck Driver	MILOS M&S TRANSPORT	City of Windsor	\$340,000 
7.	Owner Operators/lease Purchase Truck Drivers Wanted	FULGER TRANSPORT INC.	Town of Essex	\$300,000 
8.	Owner Operators Wanted!	FULGER TRANSPORT INC.	City of Windsor	\$300,000 
9.	Paediatrician	Windsor Regional Hospital - Met Campus	City of Windsor	\$290,000 
				1 - 100 / 2557 < >

TOP IN-DEMAND SKILLS

How many times were these skills found in job postings?

ACTIVE JOB POSTINGS THIS MONTH

5,916



KEY JOB REQUIREMENTS

How often are these requirements desired in job postings?

ACTIVE JOB POSTINGS THIS MONTH

5,916



Driver's License

6



First Aid

198



Regular Access to a Vehicle

217



Criminal Record Check

238



Microsoft Office

453



Food Safety

119

JOB POSTINGS BY 4-DIGIT NOC, SKILL LEVEL, FREQUENCY & DURATION

What jobs are hard-to-fill and/or in-demand?

	4-DIGIT NOC CODE	4-DIGIT NOC LABEL	OCCUPATION'S SKILL LEVEL	POSTING COUNT ▾	AVG POSTING LENGTH IN DAYS	MEDIAN POSTING LENGTH IN DAYS
1.	6421	Retail salespersons	NOC Skill Level C	244	20	16
2.	7511	Transport truck drivers	NOC Skill Level C	197	19	15
3.	7452	Material handlers	NOC Skill Level C	129	18	16
4.	1241	Administrative assistants	NOC Skill Level B	111	19	15
5.	621	Retail and wholesale trade managers	NOC Skill Level A	108	18	16
6.	6711	Food counter attendants, kitchen helpers and related support occupations	NOC Skill Level D	104	17	15
7.	6552	Other customer and information services representatives	NOC Skill Level C	103	18	15
8.	4412	Home support workers, housekeepers and related occupations	NOC Skill Level C	97	22	16
9.	6622	Store shelf stockers, clerks and order fillers	NOC Skill Level D	94	17	15
10.	2133	Electrical and electronics engineers	NOC Skill Level A	86	10	4
11.	6322	Cooks	NOC Skill Level B	85	29	15
12.	7231	Machinists and machining and tooling inspectors	NOC Skill Level B	81	19	15
13.	6731	Light duty cleaners	NOC Skill Level D	74	27	15.5
14.	7514	Delivery and courier service drivers	NOC Skill Level C	71	18	15
15.	1114	Other financial officers	NOC Skill Level A	70	21	15
16.	9619	Other labourers in processing, manufacturing and utilities	NOC Skill Level D	69	18	16
17.	1311	Accounting technicians and bookkeepers	NOC Skill Level B	67	17	15
18.	8431	General farm workers	NOC Skill Level C	66	47	32
19.	7611	Construction trades helpers and labourers	NOC Skill Level D	65	18	15.5
20.	1221	Administrative officers	NOC Skill Level B	64	17	16
21.	6211	Retail sales supervisors	NOC Skill Level B	62	16	15
22.	5254	Program leaders and instructors in recreation, sport and fitness	NOC Skill Level B	61	18	15
23.	6541	Security guards and related security service occupations	NOC Skill Level C	60	20	21
24.	7311	Construction millwrights and industrial mechanics	NOC Skill Level B	58	16	15
25.	7232	Tool and die makers	NOC Skill Level B	57	21	16
26.	3012	Registered nurses and registered psychiatric nurses	NOC Skill Level A	57	24	21
27.	1111	Financial auditors and accountants	NOC Skill Level A	55	11	8
28.	911	Manufacturing managers	NOC Skill Level A	55	16	15
29.	1414	Receptionists	NOC Skill Level C	54	16	15
30.	2132	Mechanical engineers	NOC Skill Level A	47	19	8

JOB POSTINGS BY 3-DIGIT NOC, SKILL LEVEL, FREQUENCY & DURATION

What jobs are hard to fill and/or in-demand?

	3-DIGIT NOC CODE	3-DIGIT NOC LABEL	OCCUPATION'S SKILL LEVEL	POSTING COUNT ▾	AVG POSTING LENGTH IN DAYS	MEDIAN POSTING LENGTH IN DAYS
1.	751	Motor vehicle and transit drivers	NOC Skill Level C	284	19	15
2.	642	Retail salespersons	NOC Skill Level C	244	20	16
3.	723	Machining, metal forming, shaping and erecting trades	NOC Skill Level B	194	20	16
4.	111	Auditors, accountants and investment professionals	NOC Skill Level A	159	17	15
5.	124	Office administrative assistants - general, legal and medical	NOC Skill Level B	155	18	15
6.	122	Administrative and regulatory occupations	NOC Skill Level B	150	16	15
7.	673	Cleaners	NOC Skill Level D	149	23	15
8.	213	Civil, mechanical, electrical and chemical engineers	NOC Skill Level A	143	14	5
9.	745	Longshore workers and material handlers	NOC Skill Level C	135	18	16
10.	961	Labourers in processing, manufacturing and utilities	NOC Skill Level D	120	20	16
11.	662	Other sales support and related occupations	NOC Skill Level D	116	17	15
12.	062	Retail and wholesale trade managers	NOC Skill Level A	108	18	16
13.	731	Machinery and transportation equipment mechanics (except motor vehicles)	NOC Skill Level B	105	21	16
14.	671	Food counter attendants, kitchen helpers and related support occupations	NOC Skill Level D	104	17	15
15.	843	Agriculture and horticulture workers	NOC Skill Level C	104	45	32
16.	143	Financial, insurance and related administrative support workers	NOC Skill Level C	103	16	15
17.	655	Customer and information services representatives	NOC Skill Level C	103	18	15
18.	421	Paraprofessional occupations in legal, social, community and education services	NOC Skill Level B	102	14	15
19.	441	Home care providers and educational support occupations	NOC Skill Level C	100	22	16
20.	632	Chefs and cooks	NOC Skill Level B	98	32	15
21.	152	Supply chain logistics, tracking and scheduling co-ordination occupations	NOC Skill Level C	96	18	16
22.	131	Finance, insurance and related business administrative occupations	NOC Skill Level B	90	17	15
23.	141	General office workers	NOC Skill Level C	87	16	15
24.	112	Human resources and business service professionals	NOC Skill Level A	81	17	16
25.	941	Machine operators and related workers in mineral and metal products processing and manufacturing	NOC Skill Level C	78	22	16
26.	217	Computer and information systems professionals	NOC Skill Level A	77	24	16
27.	223	Technical occupations in civil, mechanical and industrial engineering	NOC Skill Level B	75	21	16
28.	761	Trades helpers and labourers	NOC Skill Level D	71	18	15.5

JOB POSTINGS BY 2-DIGIT NOC, SKILL LEVEL, FREQUENCY & DURATION

What jobs are hard to fill and/or in-demand?

	2-DIGIT NOC CODE	2-DIGIT NOC LABEL	OCCUPATION'S SKILL LEVEL	POSTING COUNT ▾	AVG POSTING LENGTH IN DAYS	MEDIAN POSTING LENGTH IN DAYS
1.	12	Administrative and financial supervisors and administrative occupations	NOC Skill Level B	361	17	15
2.	72	Industrial, electrical and construction trades	NOC Skill Level B	356	23	16
3.	75	Transport and heavy equipment operation and related maintenance occupations	NOC Skill Level C	339	18	15
4.	21	Professional occupations in natural and applied sciences	NOC Skill Level A	323	18	15
5.	22	Technical occupations related to natural and applied sciences	NOC Skill Level B	283	19	15
6.	64	Sales representatives and salespersons - wholesale and retail trade	NOC Skill Level C	282	19	16
7.	67	Service support and other service occupations, n.e.c.	NOC Skill Level D	260	21	15
8.	65	Service representatives and other customer and personal services occupations	NOC Skill Level C	255	18	15
9.	11	Professional occupations in business and finance	NOC Skill Level A	240	17	15
10.	14	Office support occupations	NOC Skill Level C	201	16	15
11.	62	Retail sales supervisors and specialized sales occupations	NOC Skill Level B	197	17	15
12.	73	Maintenance and equipment operation trades	NOC Skill Level B	196	19	16
13.	74	Other installers, repairers and servicers and material handlers	NOC Skill Level C	167	18	16
14.	63	Service supervisors and specialized service occupations	NOC Skill Level B	155	32	15
15.	06	Middle management occupations in retail and wholesale trade and customer services	NOC Skill Level A	155	19	16
16.	94	Processing and manufacturing machine operators and related production workers	NOC Skill Level C	149	20	16
17.	66	Sales support occupations	NOC Skill Level D	147	17	15
18.	01	Senior managers - construction, transportation, production and utilities	NOC Skill Level A	134	17	15.5
19.	32	Technical occupations in health	NOC Skill Level B	123	18	16
20.	41	Professional occupations in law and social, community and government services	NOC Skill Level A	121	21	16
21.	96	Labourers in processing, manufacturing and utilities	NOC Skill Level D	120	20	16
22.	15	Distribution, tracking and scheduling co-ordination occupations	NOC Skill Level C	109	17	16
23.	84	Workers in natural resources, agriculture and related production	NOC Skill Level C	104	45	32
24.	44	Care providers and educational, legal and public protection support occupations	NOC Skill Level C	102	22	16
25.	42	Paraprofessional occupations in legal, social, community and education services	NOC Skill Level B	102	14	15
26.	76	Trades helpers, construction labourers and related occupations	NOC Skill Level D	97	17	15
27.	52	Technical occupations in art, culture, recreation and sport	NOC Skill Level B	95	18	15

MULTILINGUAL JOB POSTINGS BY THE NUMBERS

ACTIVE POSTINGS
301

NEW POSTINGS
184

COMPANIES
140

LANGUAGES
10

OF DAYS POSTED

AVERAGE
18.0

MEDIAN
16

MULTILINGUAL JOB POSTINGS BY SKILL LEVEL

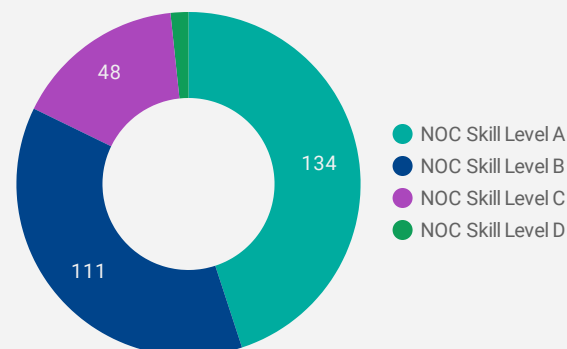
What language skills are employers looking for by occupational skill level?

134 Skill Level A - Management/ Professional Occupations usually requiring University

111 Skill Level B - Usually college education or apprenticeship training

48 Skill Level C - Usually secondary education or occupation-specific training

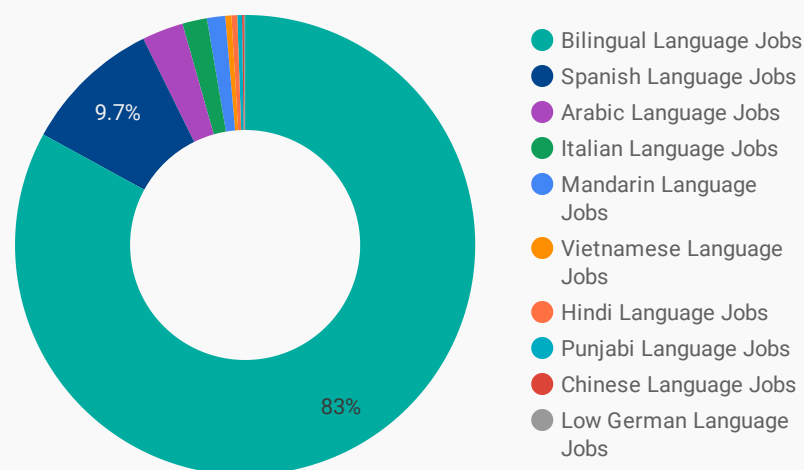
5 Skill Level D - Usually on-the-job training



LANGUAGES	NOC Skill Level A	NOC Skill Level B	NOC Skill Level C	NOC Skill Level D
Bilingual Language Jobs	112	89	39	2
Spanish Language Jobs	11	17	4	2
Arabic Language Jobs	1	4	3	
Italian Language Jobs	4		1	
Mandarin Language Jobs	3			
Punjabi Language Jobs	1		1	
Low German Language Jobs		1		

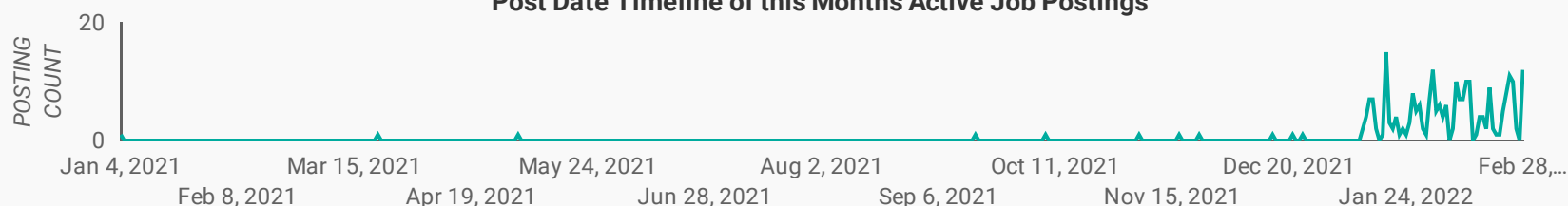
LANGUAGE SKILLS BREAKDOWN

Which kinds of language skills do employers seek?



	LANGUAGES	POSTING COUNT
1.	Bilingual Language Jobs	245
2.	Spanish Language Jobs	34
3.	Arabic Language Jobs	8
4.	Italian Language Jobs	5
5.	Mandarin Language Jobs	3
6.	Punjabi Language Jobs	2

Post Date Timeline of this Month's Active Job Postings



LANGUAGE SKILLS BEING RECRUITED BY SKILL TYPE

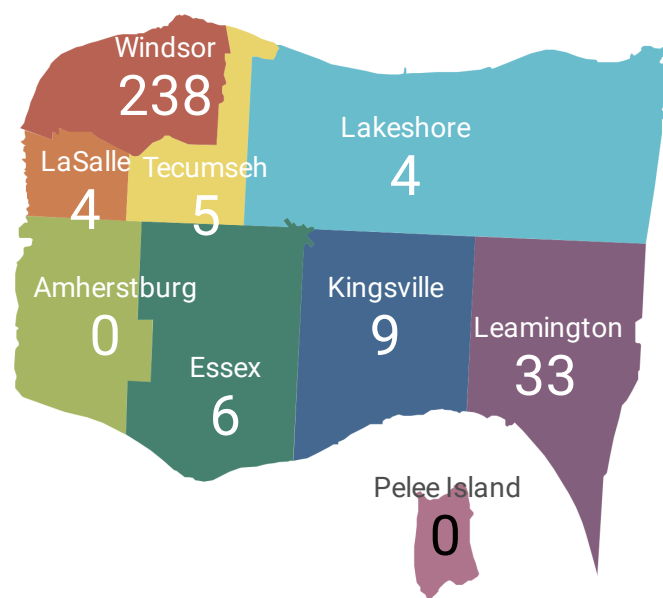
What language skills are sought by 1-Digit NOC?

SKILL TYPE NAME	Bilingual ...	Spanish ...	Arabic La...	Italian La...	Mandarin...	Punjabi L...	Grand total
Business, finance and administration occu...	65	10	3		2	1	81
Health occupations	27						27
Management occupations	26	6					33
Natural and applied sciences and related o...	22	5		4			32
Natural resources, agriculture and related ...		7					7
Occupations in art, culture, recreation and ...	7						7
Occupations in education, law and social, ...	43	1	3		1		49
Occupations in manufacturing and utilities	3	1					4
Sales and service occupations	45	3	2	1			52
Trades, transport and equipment operator...	4	1				1	6
Grand total	242	34	8	5	3	2	298

MULTILINGUAL JOB POSTINGS BY MUNICIPALITY

What language skills are sought by 4-Digit NOC?

	MUNICIPALITY	POSTINGS	AVG POSTING LENGTH IN DAYS	MEDIAN POSTING LENGTH IN DAYS
1.	City of Windsor	238	18.3	15
2.	Municipality of Leamington	33	16.6	15
3.	Town of Kingsville	9	26.2	16
4.	Town of Essex	6	24.4	18
5.	Town of Tecumseh	5	20.5	15
6.	Town of LaSalle	4	20.2	21
7.	Town of Lakeshore	4	26.4	21
8.	Town of Amherstburg	0	17.4	15



	UPPER TIER	POSTINGS	AVG POSTING LENGTH IN DAYS	MEDIAN POSTING LENGTH IN DAYS
1.	City of Windsor	238	18.3	15
2.	Essex County	61	20.9	15

LANGUAGE DEMAND BY JOB

What language skills are sought by 4-Digit NOC?

4 DIGIT NOC NAME		POSTINGS ▾
1.	Registered nurses and registered psychi...	16
2.	Social workers	15
3.	Other customer and information service...	14
4.	Other financial officers	13
5.	User support technicians	8
6.	Administrative assistants	8
7.	Other instructors	8
8.	Professional occupations in advertising, ...	7
9.	Social and community service workers	7
10.	Purchasing agents and officers	6
11.	Human resources and recruitment officers	6
12.	Insurance agents and brokers	6
13.	Human resources professionals	5
14.	Electrical and electronics engineers	5
15.	Retail salespersons	5
16.	Senior managers - financial, communicat...	5
17.	Home support workers, housekeepers an...	5
18.	Managers in health care	5
19.	Banking, insurance and other financial cl...	5
20.	Medical administrative assistants	4
21.	Retail and wholesale buyers	4
22.	Contractors and supervisors, landscapin...	4
23.	Customer and information services supe...	4
24.	Journalists	4
25.	Insurance adjusters and claims examiners	4
26.	Human resources managers	4
27.	Supervisors, food and beverage processi...	3
28.	Biologists and related scientists	3
29.	Financial and investment analysts	3
30.	Security guards and related security serv...	3
31.	Transport truck drivers	3
32.	College and other vocational instructors	3
1 - 100 / 111		< >

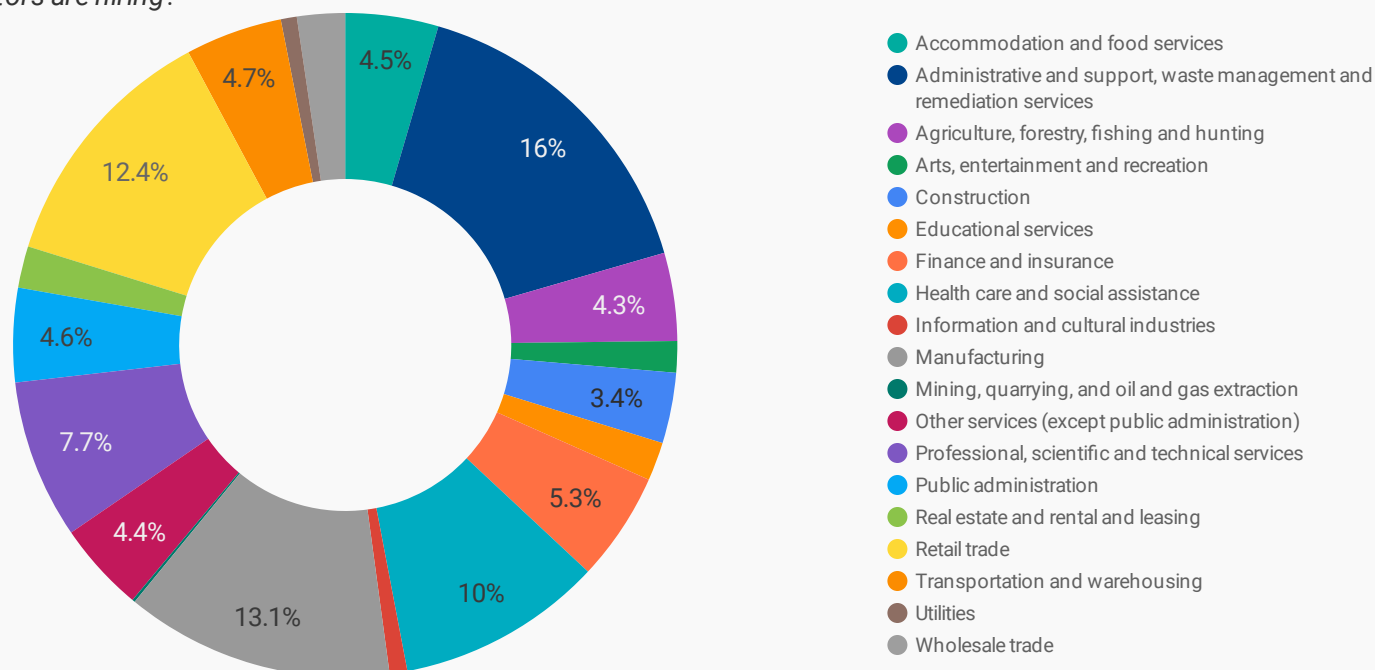
MULTILINGUAL HIRING EMPLOYERS

Which employers are seeking multilingual candidates?

COMPANY		POSTINGS ▾
1.	Windsor Regional Hospital - Met Campus	30
2.	Nature Fresh Farms Inc.	13
3.	Green Shield Canada	11
4.	HÃ'tel-Dieu Grace Healthcare	10
5.	Global Excel Management	8
6.	Victorian Order of Nurses / VON Canada	8
7.	Desjardins	7
8.	Varsity Tutors	7
9.	BMO	6
10.	Ontario Public Service / OPS	6
11.	Hiatus House	5
12.	Family Services Windsor-Essex	5
13.	Immigration, Refugees and Citizenship Canada	4
14.	KYYBA Inc	4
15.	Clear Com Media	4
16.	Windsor Essex Community Health Centre	4
17.	MOBIA Technology Innovations Inc.	3
18.	Lakeside Produce Inc	3
19.	Amica	3
20.	Goudreau Personnel by Swinton Ltd.	3
21.	Royal Bank of Canada	3
22.	NFP Corp	3
23.	Desjardins Group / Mouvement Desjardins	3
24.	Wildlife Preservation Canada	2
25.	Nisa Homes	2
26.	Commissionaires	2
27.	The Scotts Miracle-Gro Company	2
1 - 50 / 142		< >

TOP HIRING SECTORS BY 2-DIGIT NAICS CODE

What sectors are hiring?



	NAICS CODE	2-DIGIT NAICS LABEL	POSTING COUNT	AVG POSTING LENGTH IN DAYS	MEDIAN POSTING LENGTH IN DAYS
1.	56	Administrative and support, waste management and remediation services	920	17.7	16
2.	31-33	Manufacturing	755	20.3	15
3.	44-45	Retail trade	692	18.1	15
4.	62	Health care and social assistance	567	22.2	16
5.	54	Professional, scientific and technical services	445	15.8	15
6.	52	Finance and insurance	301	17.7	15
7.	81	Other services (except public administration)	296	26.9	16
8.	11	Agriculture, forestry, fishing and hunting	288	27.7	21
9.	48-49	Transportation and warehousing	262	20.9	15
10.	91	Public administration	248	17.2	15
11.	72	Accommodation and food services	236	18.3	15
12.	23	Construction	191	18.0	15
13.	41	Wholesale trade	117	20.0	16
14.	53	Real estate and rental and leasing	111	15.3	15
15.	61	Educational services	108	16.3	15
16.	71	Arts, entertainment and recreation	79	16.5	15
17.	51	Information and cultural industries	53	15.8	15
18.	22	Utilities	40	16.4	15
19.	21	Mining, quarrying, and oil and gas extraction	9	11.9	14

NOTE: NAICS code 56 includes Employment Agencies. Manufacturing includes codes 31-33, Retail Trade includes codes 44-45 and Transportation and Warehousing includes codes 48-49.

TOP HIRING SECTORS BY 3-DIGIT NAICS CODE

What sectors are hiring?

	NAICS CODE	3-DIGIT NAICS LABEL	POSTING COUNT ▾	AVERAGE POSTING LENGTH IN DAYS	MEDIAN POSTING LENGTH IN DAYS
1.	561	Administrative and support services	901	17.7	16
2.	541	Professional, scientific and technical services	445	15.8	15
3.	111	Crop production	270	27.4	21
4.	722	Food services and drinking places	215	18.5	15
5.	913	Local, municipal and regional public administration	214	17.1	14
6.	333	Machinery manufacturing	206	21.0	15
7.	621	Ambulatory health care services	206	17.7	16
8.	336	Transportation equipment manufacturing	156	21.6	15
9.	522	Credit intermediation and related activities	153	18.2	15
10.	813	Religious, grant-making, civic, and professional and similar organizations	152	42.0	16
11.	624	Social assistance	152	18.0	16
12.	484	Truck transportation	148	22.9	15
13.	332	Fabricated metal product manufacturing	142	19.9	16
14.	623	Nursing and residential care facilities	139	31.9	20
15.	238	Specialty trade contractors	125	18.6	15
16.	445	Food and beverage stores	120	19.0	15
17.	611	Educational services	108	16.3	15
18.	444	Building material and garden equipment and supplies dealers	104	15.3	16
19.	524	Insurance carriers and related activities	99	15.3	15
20.	446	Health and personal care stores	88	17.8	15
21.	811	Repair and maintenance	87	16.8	16
22.	531	Real estate	75	16.6	15
23.	713	Amusement, gambling and recreation industries	74	16.4	15
24.	443	Electronics and appliance stores	73	14.9	15
25.	448	Clothing and clothing accessories stores	72	23.0	21
26.	452	General merchandise stores	72	14.5	15
27.	622	Hospitals	70	21.2	21
28.	453	Miscellaneous store retailers	66	26.3	15
29.	413	Food, beverage and tobacco merchant wholesalers	57	15.6	15
30.	236	Construction of buildings	57	15.9	15
31.	812	Personal and laundry services	55	10.4	15

TOP HIRING SECTORS BY 4-DIGIT NAICS CODE

What sectors are hiring?

	NAICS CODE	4-DIGIT NAICS LABEL	POSTING COUNT ▾	AVERAGE POSTING LENGTH IN DAYS	MEDIAN POSTING DAYS IN LENGTH
1.	5613	Employment services	674	17.2	16
2.	9139	Other local, municipal and regional public administration	210	16.6	14
3.	7225	Full-service restaurants and limited-service eating places	194	19.0	15
4.	1119	Other crop farming	192	24.3	21
5.	5413	Architectural, engineering and related services	167	14.1	15
6.	8134	Civic and social organizations	143	45.3	16
7.	4841	General freight trucking	136	23.8	15
8.	5221	Depository credit intermediation	134	16.2	15
9.	3335	Metalworking machinery manufacturing	133	22.4	15
10.	3361	Motor vehicle manufacturing	104	24.8	15
11.	5617	Services to buildings and dwellings	104	18.7	15
12.	4451	Grocery stores	102	16.1	15
13.	4441	Building material and supplies dealers	98	15.3	16
14.	6231	Nursing care facilities	88	41.5	16
15.	4461	Health and personal care stores	88	17.8	15
16.	5416	Management, scientific and technical consulting services	87	15.3	15
17.	6241	Individual and family services	75	19.8	16
18.	5242	Agencies, brokerages and other insurance related activities	73	16.5	15
19.	4431	Electronics and appliance stores	73	14.9	15
20.	7139	Other amusement and recreation industries	71	16.4	15
21.	6221	General medical and surgical hospitals	70	21.2	21
22.	3322	Cutlery and hand tool manufacturing	69	19.4	21
23.	4481	Clothing stores	68	23.2	21
24.	1114	Greenhouse, nursery and floriculture production	61	35.1	21
25.	8111	Automotive repair and maintenance	58	17.7	20
26.	6214	Out-patient care centres	57	20.1	16
27.	6213	Offices of other health practitioners	56	15.7	16
28.	5412	Accounting, tax preparation, bookkeeping and payroll services	56	16.7	15
29.	3329	Other fabricated metal product manufacturing	52	21.6	16
30.	5619	Other support services	51	17.5	16
31.	5616	Investigation and security services	49	21.7	21

TOP HIRING SECTORS BY 5-DIGIT NAICS CODE

What sectors are hiring?

	NAICS CODE	5-DIGIT NAICS LABEL	POSTING COUNT ▾	AVERAGE POSTING LENGTH IN DAYS	MEDIAN POSTING LENGTH IN DAYS
1.	56131	Employment placement agencies and executive search services	674	17.2	16
2.	91391	Other local, municipal and regional public administration	210	16.6	14
3.	72251	Full-service restaurants and limited-service eating places	194	19.0	15
4.	11199	All other crop farming	192	24.3	21
5.	54133	Engineering services	149	13.1	15
6.	81341	Civic and social organizations	143	45.3	16
7.	33351	Metalworking machinery manufacturing	133	22.4	15
8.	48412	General freight trucking, long distance	112	25.2	15.5
9.	52211	Banking	109	15.1	15
10.	33611	Automobile and light-duty motor vehicle manufacturing	101	25.0	15
11.	44511	Supermarkets and other grocery (except convenience) stores	94	16.3	15
12.	62311	Nursing care facilities	88	41.5	16
13.	44413	Hardware stores	88	15.1	16
14.	44314	Electronics and appliance stores	73	14.9	15
15.	62211	General medical and surgical hospitals	70	21.2	21
16.	33221	Cutlery and hand tool manufacturing	69	19.4	21
17.	54121	Accounting, tax preparation, bookkeeping and payroll services	56	16.7	15
18.	62149	Other out-patient care centres	55	20.1	16
19.	44611	Pharmacies and drug stores	55	15.7	15
20.	56172	Janitorial services	53	14.9	15
21.	33299	All other fabricated metal product manufacturing	52	21.6	16
22.	56191	Packaging and labelling services	51	17.5	16
23.	52421	Insurance agencies and brokerages	47	16.4	15
24.	45299	All other general merchandise stores	46	13.2	15
25.	11142	Nursery and floriculture production	42	34.4	21
26.	54169	Other scientific and technical consulting services	40	16.2	15
27.	62161	Home health care services	39	17.0	18.5
28.	33324	Industrial machinery manufacturing	39	16.5	15
29.	62331	Community care facilities for the elderly	39	18.5	21
30.	33637	Motor vehicle metal stamping	38	16.4	15
31.	71394	Fitness and recreational sports centres	38	16.8	15

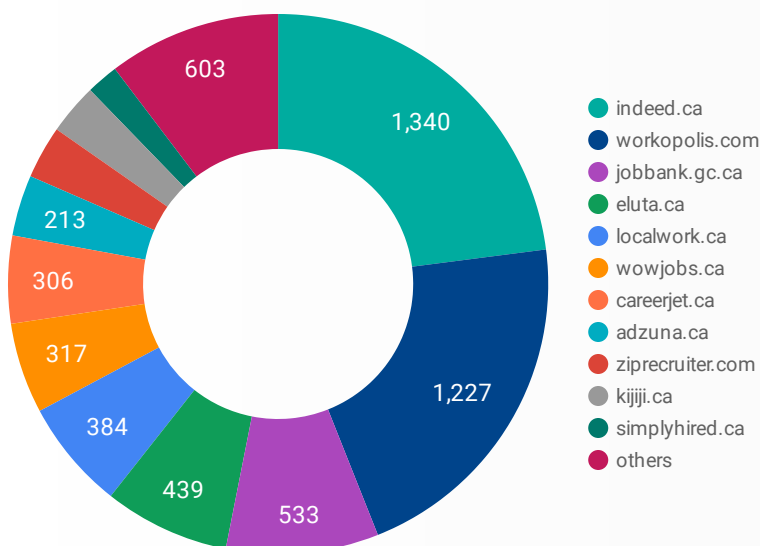
TOP HIRING SECTORS BY 6-DIGIT NAICS CODE

What sectors are hiring?

	NAICS CODE	6-DIGIT NAICS LABEL	POSTING COUNT ▾	AVG POSTING LENGTH IN DAYS	MEDIAN POSTING LENGTH IN DAYS
1.	561310	Employment placement agencies and executive search services	674	17.2	16
2.	913910	Other local, municipal and regional public administration	210	16.6	14
3.	541330	Engineering services	149	13.1	15
4.	813410	Civic and social organizations	143	45.3	16
5.	111993	Fruit and vegetable combination farming	136	23.7	21
6.	722511	Full-service restaurants	114	18.8	15
7.	522111	Personal and commercial banking industry	109	15.1	15
8.	333511	Industrial mould manufacturing	107	16.9	15
9.	336110	Automobile and light-duty motor vehicle manufacturing	101	25.0	15
10.	445110	Supermarkets and other grocery (except convenience) stores	94	16.3	15
11.	484122	General freight trucking, long distance, less than truck-load	90	25.8	16
12.	623110	Nursing care facilities	88	41.5	16
13.	444130	Hardware stores	88	15.1	16
14.	722512	Limited-service eating places	80	19.3	15
15.	443143	Appliance, television and other electronics stores	71	14.9	15
16.	622111	General (except paediatric) hospitals	70	21.2	21
17.	332210	Cutlery and hand tool manufacturing	69	19.4	21
18.	111999	All other miscellaneous crop farming	56	25.7	21
19.	446110	Pharmacies and drug stores	55	15.7	15
20.	332999	All other miscellaneous fabricated metal product manufacturing	52	21.6	16
21.	621494	Community health centres	52	20.3	16
22.	561910	Packaging and labelling services	51	17.5	16
23.	561722	Janitorial services (except window cleaning)	48	14.8	15
24.	524210	Insurance agencies and brokerages	47	16.4	15
25.	452999	All other miscellaneous general merchandise stores	46	13.2	15
26.	541212	Offices of accountants	41	16.3	18.5
27.	541690	Other scientific and technical consulting services	40	16.2	15
28.	333248	All other industrial machinery manufacturing	39	16.5	15
29.	621610	Home health care services	39	17.0	18.5
30.	623310	Community care facilities for the elderly	39	18.5	21
31.	336370	Motor vehicle metal stamping	38	16.4	15

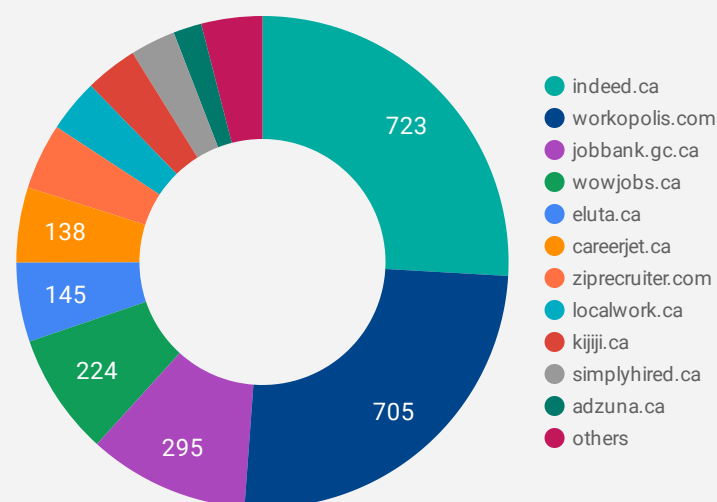
JOB POSTINGS BY JOB BOARD

What share of unique job postings appear on each job board?



COMPANIES BY JOB BOARD

What share of unique job postings appear on each job board?



JOB POSTING DETAILS BY JOB BOARD

How does job posting activity differ by job board?

	JOB BOARD	POSTING COUNT	AVG POSTING LENGTH IN DAYS	MEDIAN POSTING LENGTH IN DAYS	# OF COMPANIES
1.	indeed.ca	1,340	21	21	723
2.	workopolis.com	1,227	15	15	705
3.	jobbank.gc.ca	533	30	16	295
4.	eluta.ca	439	21	21	145
5.	localwork.ca	384	4	2	97
6.	wowjobs.ca	317	16	16	224
7.	careerjet.ca	306	34	18	138
8.	adzuna.ca	213	15	15	52
9.	ziprecruiter.com	185	16	16	121
10.	kijiji.ca	178	15	15	96
11.	simplyhired.ca	112	15	15	83
12.	uhc.ca	97	46	60	3
13.	jobillico.com	73	63	26	33
14.	careers.learmington.ca	69	10	10	1
15.	citywindsor.ca	61	216	173	3
16.	employment.tecumseh.ca	38	17	15	1
17.	canadianexecutivesearch.com	32	15	14	1
18.	careerarc.com	24	32	24.5	7

MAPPING THIS MONTH'S ACTIVE JOB POSTINGS IN WINDSOR-ESSEX

How many job postings were active for at least 1 day this month?

