

# JOB DEMAND REPORT

## JANUARY 2022

### HIGHLIGHTS

#### JOB POSTINGS BY THE NUMBERS

TOTAL POSTINGS	NEW THIS MONTH	COMPANIES	JOB BOARDS
6,001	4,149	1,736	45

#### # OF DAYS POSTED

AVERAGE	MEDIAN
17.6	15

## REPORT BUILDER

The default filter selection below will show all job demand data for the month. You can use the filters to create a customized report for the purpose of understanding a subset of the data.

#### OCCUPATION FILTERS

SKILL TYPE NAME / 1-DIGIT NOC	▼
MAJOR GROUP / 2-DIGIT NOC	▼
MINOR GROUP / 3-DIGIT NOC	▼
UNIT GROUP / 4-DIGIT NOC	▼
SKILL LEVEL	▼
JOB TYPE	▼
JOB DURATION	▼
ADDITIONAL LANGUAGE	▼
SPECIFIC JOB TAGS	▼

#### INDUSTRY/SECTOR FILTERS

HIRING SECTOR BY 2-DIGIT NAICS CODE	▼
HIRING SECTOR BY 3-DIGIT NAICS CODE	▼
HIRING SECTOR BY 4-DIGIT NAICS CODE	▼
HIRING SECTOR BY 5-DIGIT NAICS CODE	▼
HIRING SECTOR BY 6-DIGIT NAICS CODE	▼

#### OTHER FILTERS

MUNICIPALITY	▼
CITY OR COUNTY	▼
JOB BOARD	▼

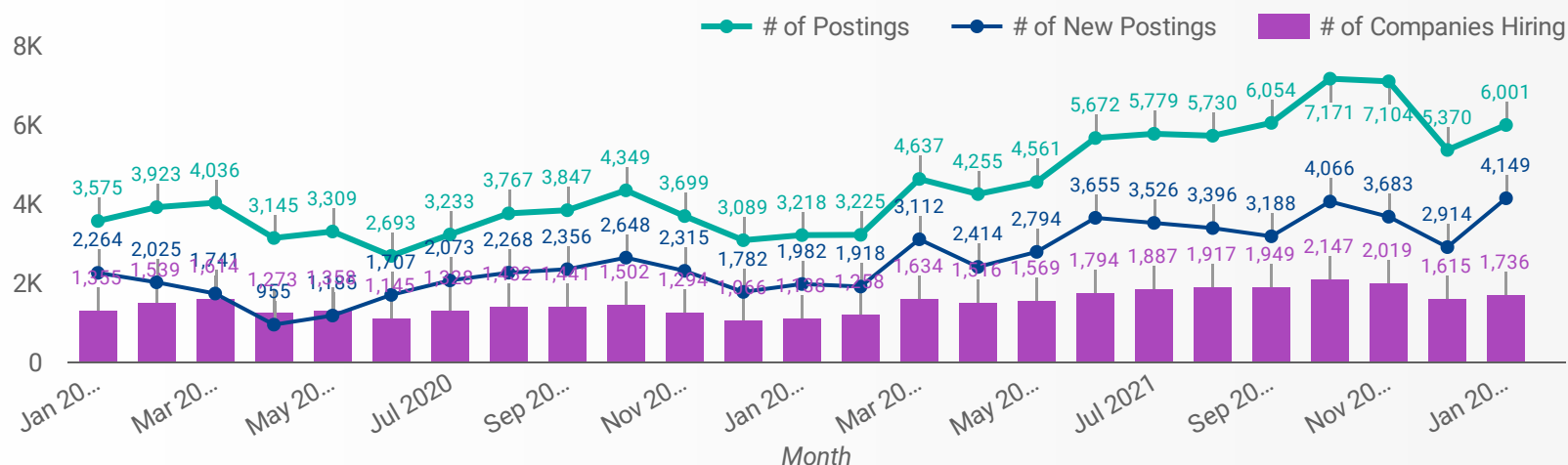
NOC = National Occupation Classification | NAICS = North American Industry Classification System

#### Source:

Job posting data collected by Workforce WindsorEssex from job boards and employer websites who recruit candidates in Windsor-Essex.

## JOB POSTINGS BY MONTH FOR WINDSOR-ESSEX

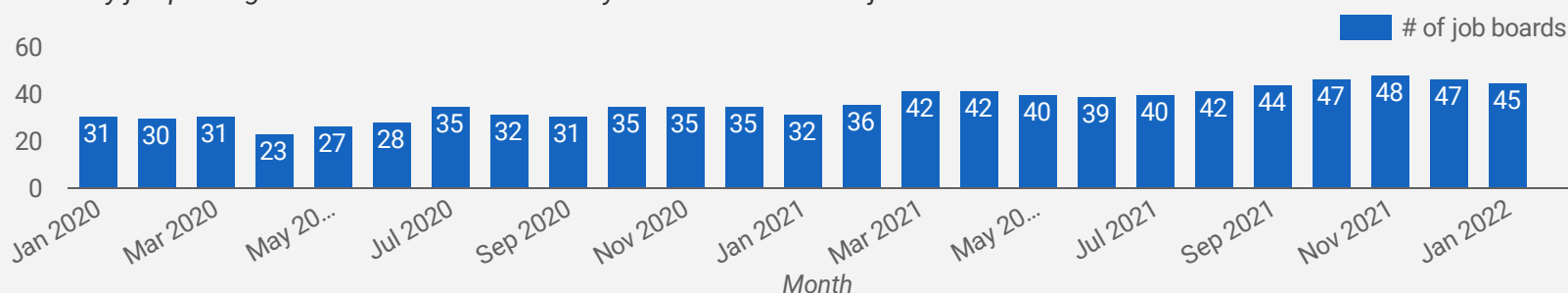
How many job postings were active for at least 1 day this month?



NOTE: This graph cannot be filtered using the controls on the cover page

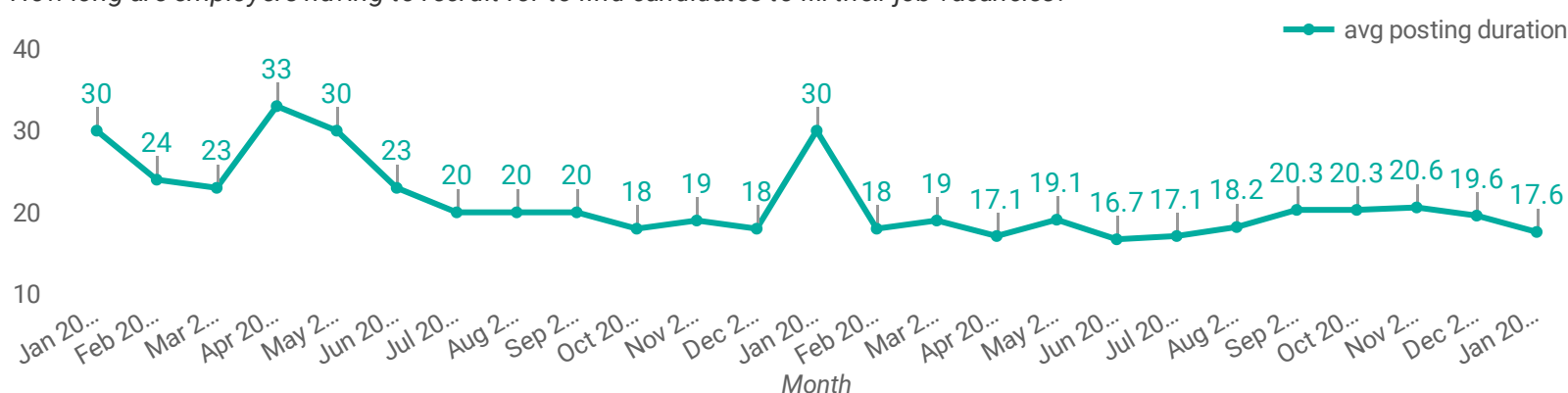
## NUMBER OF ACTIVE JOB BOARDS

How many job postings were active for at least 1 day this month on these job boards?



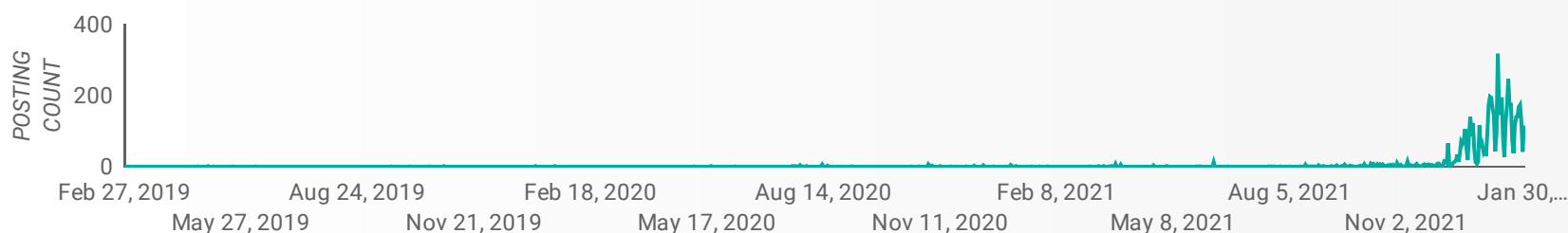
## AVG & MEDIAN POSTING LENGTH BY DAYS

How long are employers having to recruit for to find candidates to fill their job vacancies?



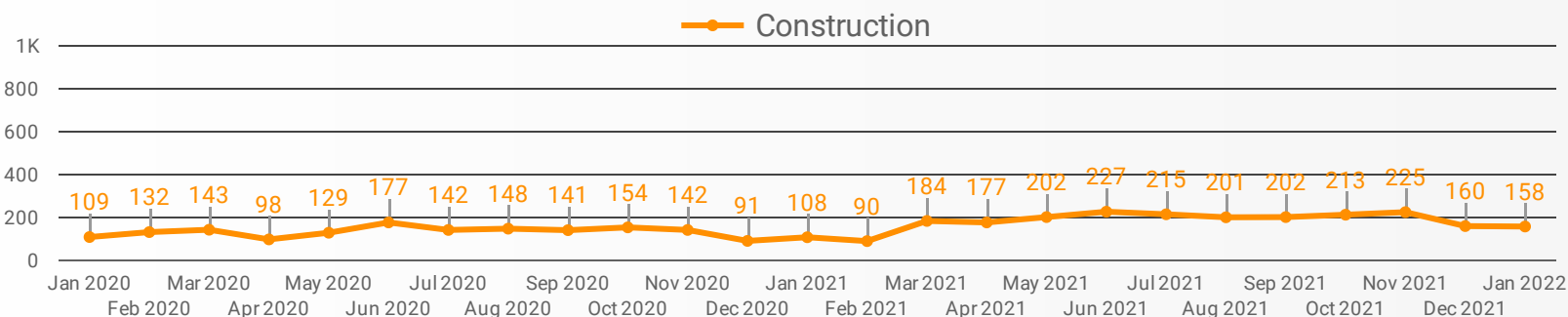
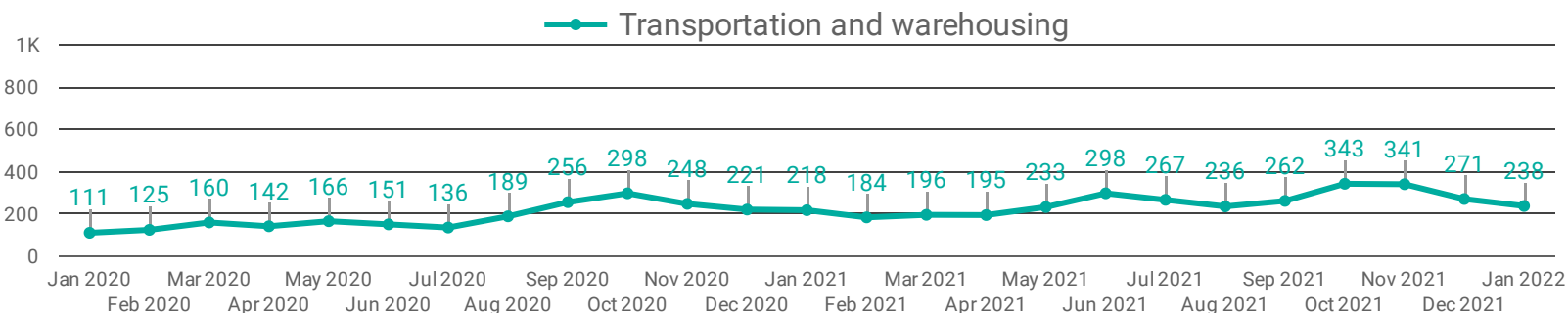
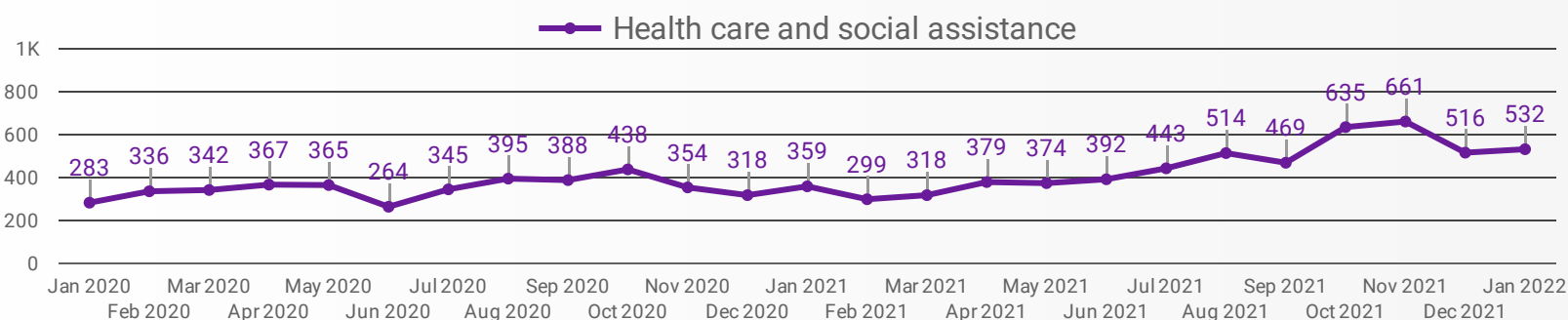
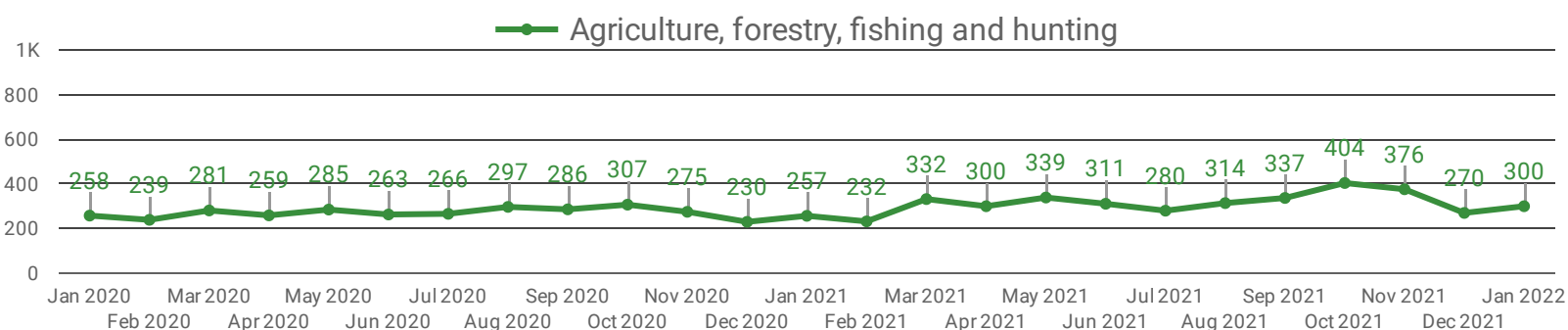
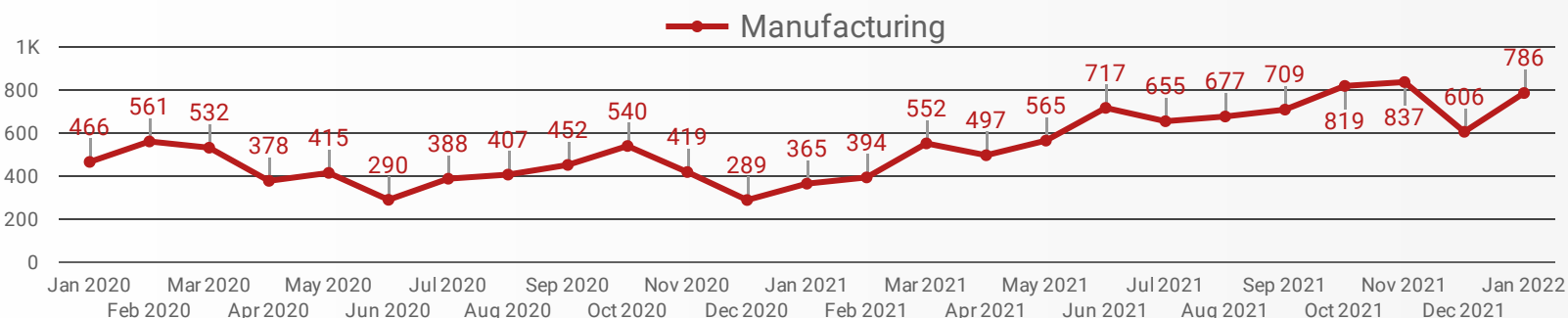
## POST DATE TIMELINE FOR THIS MONTH'S ACTIVE JOB POSTINGS

How many job postings were active for at least 1 day this month?



## DEMAND BY KEY SECTOR (WINDSOR-ESSEX)

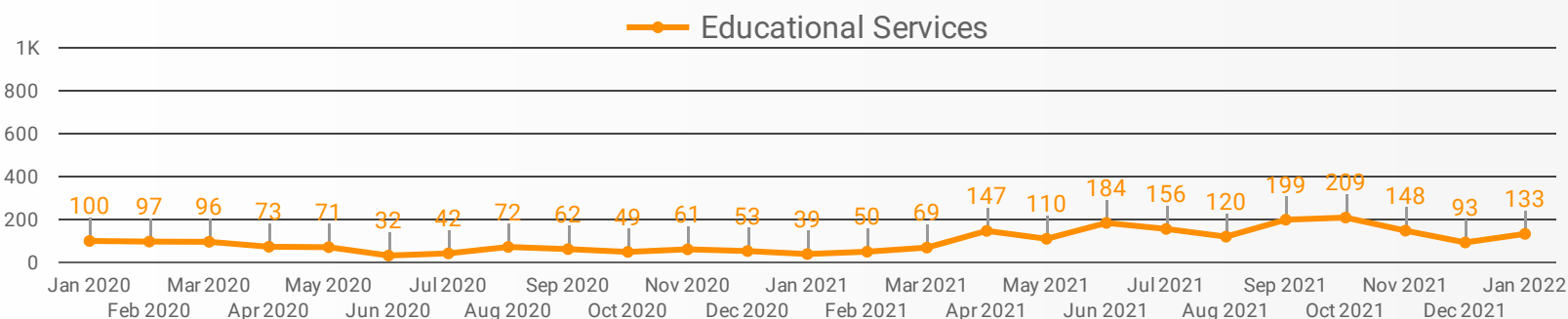
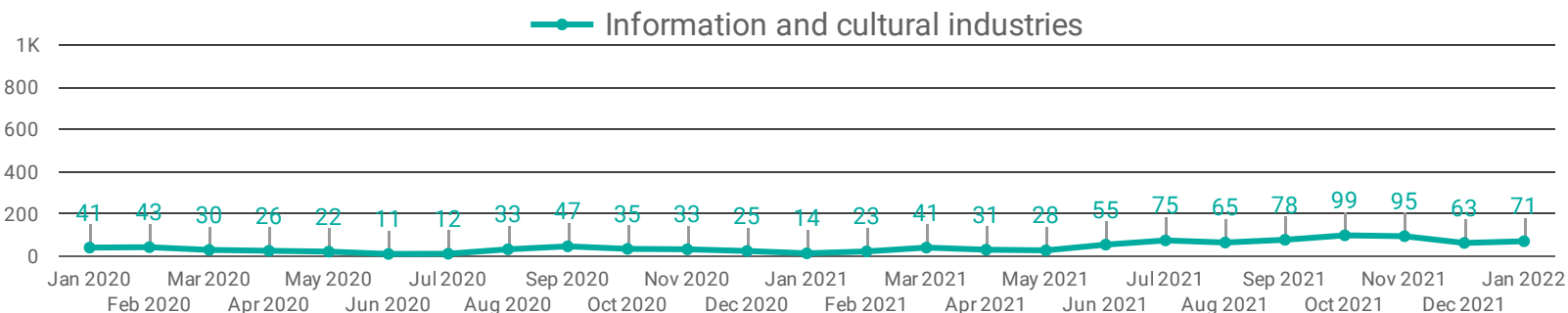
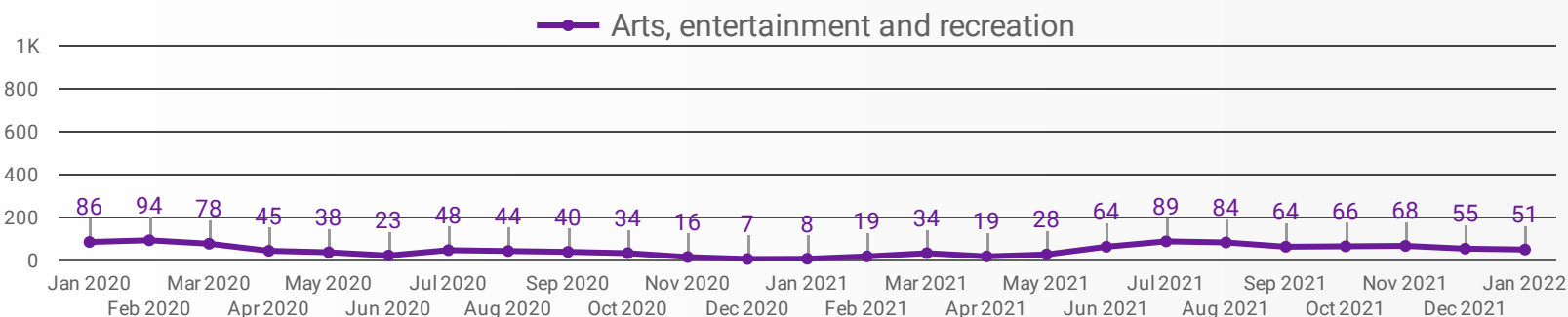
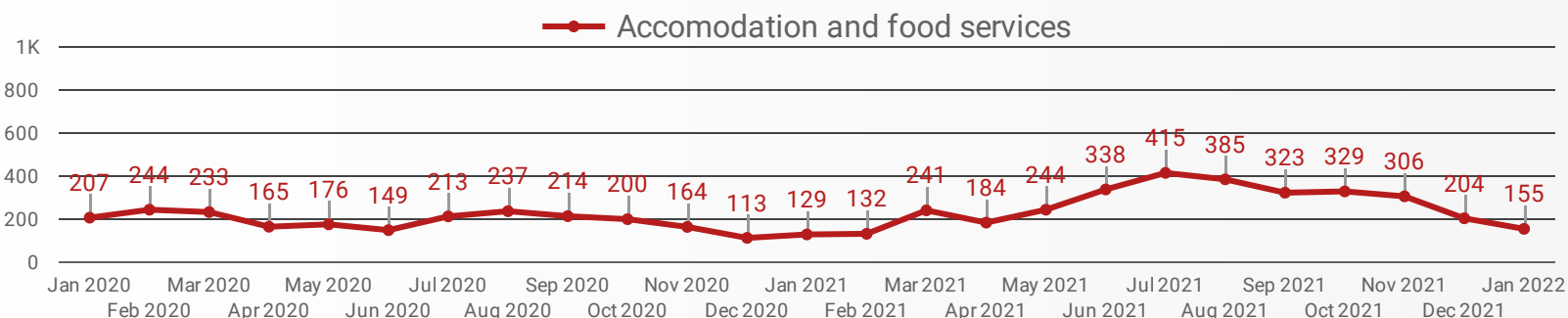
How many job postings were active for at least 1 day this month by sector?



NOTE: This graph cannot be filtered using the controls on the cover page

## DEMAND BY IMPACTED SECTOR (WINDSOR-ESSEX)

How many job postings were active for at least 1 day this month by sector?



NOTE: This graph cannot be filtered using the controls on the cover page

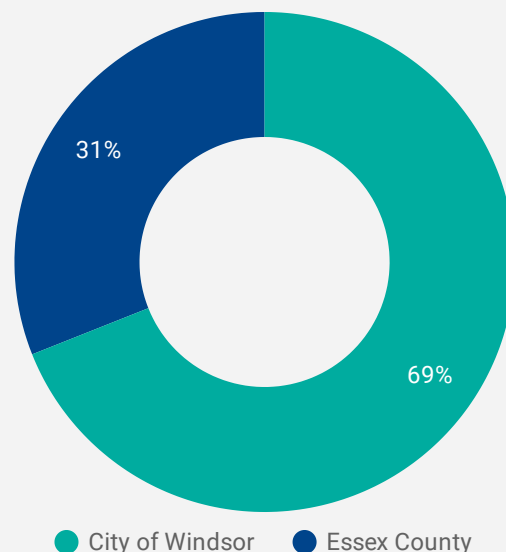
## JOB POSTINGS BY MUNICIPALITY

Where are job opportunities being offered?

	MUNICIPALITY	POSTING COUNT	AVG POSTING LENGTH IN DAYS	MEDIAN POSTING LENGTH IN DAYS
1.	City of Windsor	4,118	17.4	15
2.	Municipality of Leamington	614	15.7	15
3.	Town of Tecumseh	374	17.8	16
4.	Town of Kingsville	301	21.9	16
5.	Town of Essex	206	21.3	16
6.	Town of Lakeshore	142	17.7	15
7.	Town of LaSalle	109	19.6	16
8.	Town of Amherstburg	106	13.2	15

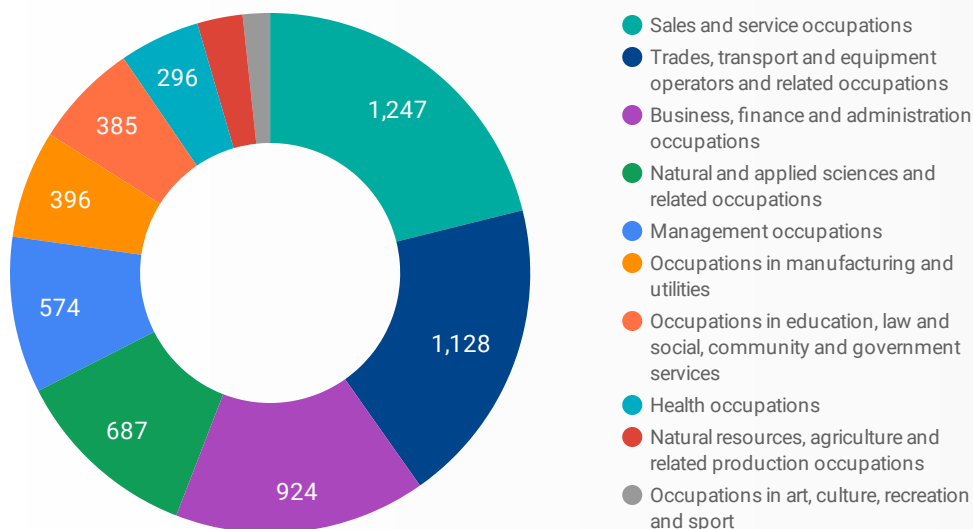
## URBAN & RURAL DEMAND

Job Postings by Location



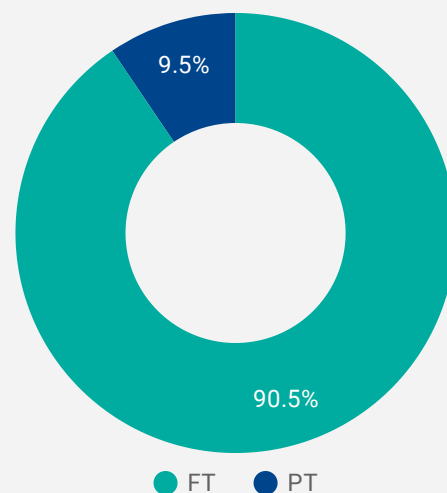
## JOB POSTINGS BY SKILL TYPE

What skill type is being recruited?



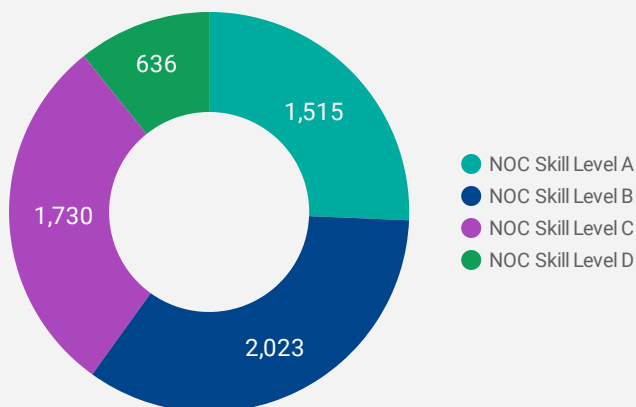
## JOB TYPE

Full-time vs Part-time



## JOB POSTINGS BY SKILL LEVEL

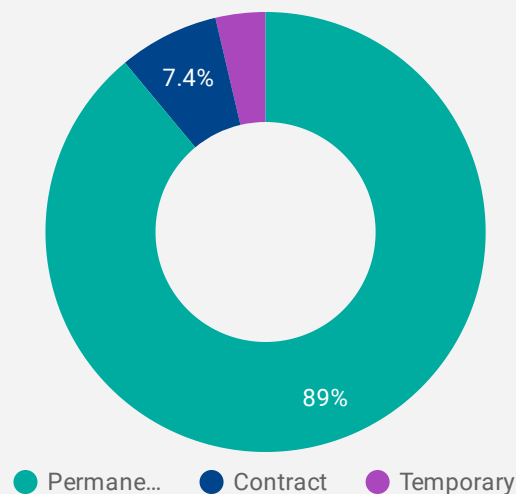
What education do occupations typically require?



Skill Level A = Usually University education | Skill Level B = Usually College education or Apprenticeship training | Skill Level C = Usually Secondary education or occupation-specific training | Skill Level D = Usually on-the-job training

## JOB DURATION

Permanency of jobs posted



## TOP HIRING COMPANIES & AGENCIES

What companies are hiring?

	COMPANY	COMMUNITY	POSTINGS ▾	AVERAGE POSTING DURATION IN DAYS	MEDIAN POSTING DURATION IN DAYS
1.	Municipality of Leamington	Leamington	98	9.8	10
2.	UHC-Hub of Opportunities	Windsor	74	41.5	47
3.	City of Windsor Employment and Training Services (Windsor)	Windsor	64	89.7	74
4.	Personnel by Prostaff	Windsor	62	11.7	13
5.	Windsor Regional Hospital - Met Campus	Windsor	62	20.4	21
6.	FCA Canada Inc.	Windsor	56	38.0	34
7.	NPAworldwide Recruitment Network	Windsor	55	1.6	2
8.	RONA Inc.	Leamington	51	2.0	2
9.	Shoppers Drug Mart / Pharmaprix	Windsor	51	15.5	15
10.	RGBSI	Windsor	49	10.2	15
11.	Loblaw Companies Limited	Windsor	47	14.3	15
12.	Lowe's Canada	Windsor	44	8.1	5
13.	Centerline (Windsor) Limited	LaSalle	36	14.4	2
14.	Mastronardi Produce Limited	Kingsville	35	17.6	16
15.	The Electromac Group	Windsor	35	20.8	21
16.	BELFOR Canada	Windsor	34	12.1	12
17.	Bartech	Windsor	33	4.5	2
18.	Home Depot of Canada Inc.	Windsor	28	9.4	6
19.	Windsor Mold Group	Windsor	28	23.3	21
20.	Flex-N-Gate Corporation	Windsor	26	13.6	15
21.	Lancesoft	Windsor	26	5.5	2
22.	Platinum Direct Hire Inc.	Windsor	26	19.2	21
23.	SUNSET Produce	Kingsville	25	4.6	1
24.	Windsor, Corporation of the City of	Windsor	25	15.3	15
25.	University of Windsor	Windsor	24	19.6	21
26.	TEC Group Inc.	Windsor	23	15.7	16
27.	Waterford Executive	Windsor	23	5.0	1
28.	Reliance Home Comfort	Windsor	22	15.3	15
29.	HUB International	Windsor	21	15.3	15
30.	Schlegel Villages	Windsor	21	17.2	18

## TOP HOURLY WAGES IN JOB POSTINGS

What are employers willing to pay to find the perfect candidate?

# of Minimum Wage Jobs

50

	JOB TITLE	COMPANY	LOCATION	WAGE POTENTIAL ▾
1.	Scrum Master	Deeta IT solutions INC	City of Windsor	\$70
2.	Nurse	Bridgingway Healthcare Solutions	Municipality of Leamington	\$65
3.	Windsor- Handyman - General Contractors Needed - Tools Required \$50/h	Handyman Caravan	City of Windsor	\$60
4.	Maintenance Supervisor -ad	Unemployed Help Centre of Windsor Inc.	City of Windsor	\$60
5.	Plumber	Pinnacle Home Services	City of Windsor	\$60
6.	Controls Technician â€œIndependent Contractor	ATSI Robotics	City of Windsor	\$58
7.	Courier Delivery Driver	Gjb Web Tech	City of Windsor	\$55
8.	Moving Team Of 2 Needed For Residential Moves - \$55/HR Pay	Kijiji Jobs	City of Windsor	\$55
9.	Rpn	Safe Umbrella Healthcare	City of Windsor	\$55
10.	Data Analyst	Net at Work	City of Windsor	\$55
11.	Bartender/server	Panache	City of Windsor	\$55
12.	Rebar Foreman Or Superintendent	North America Construction (1993) Ltd. (NAC)	Town of Lakeshore	\$53
				1 - 100 / 1532 < >

## TOP SALARIES IN JOB POSTINGS

What are employers willing to pay to find the perfect candidate?

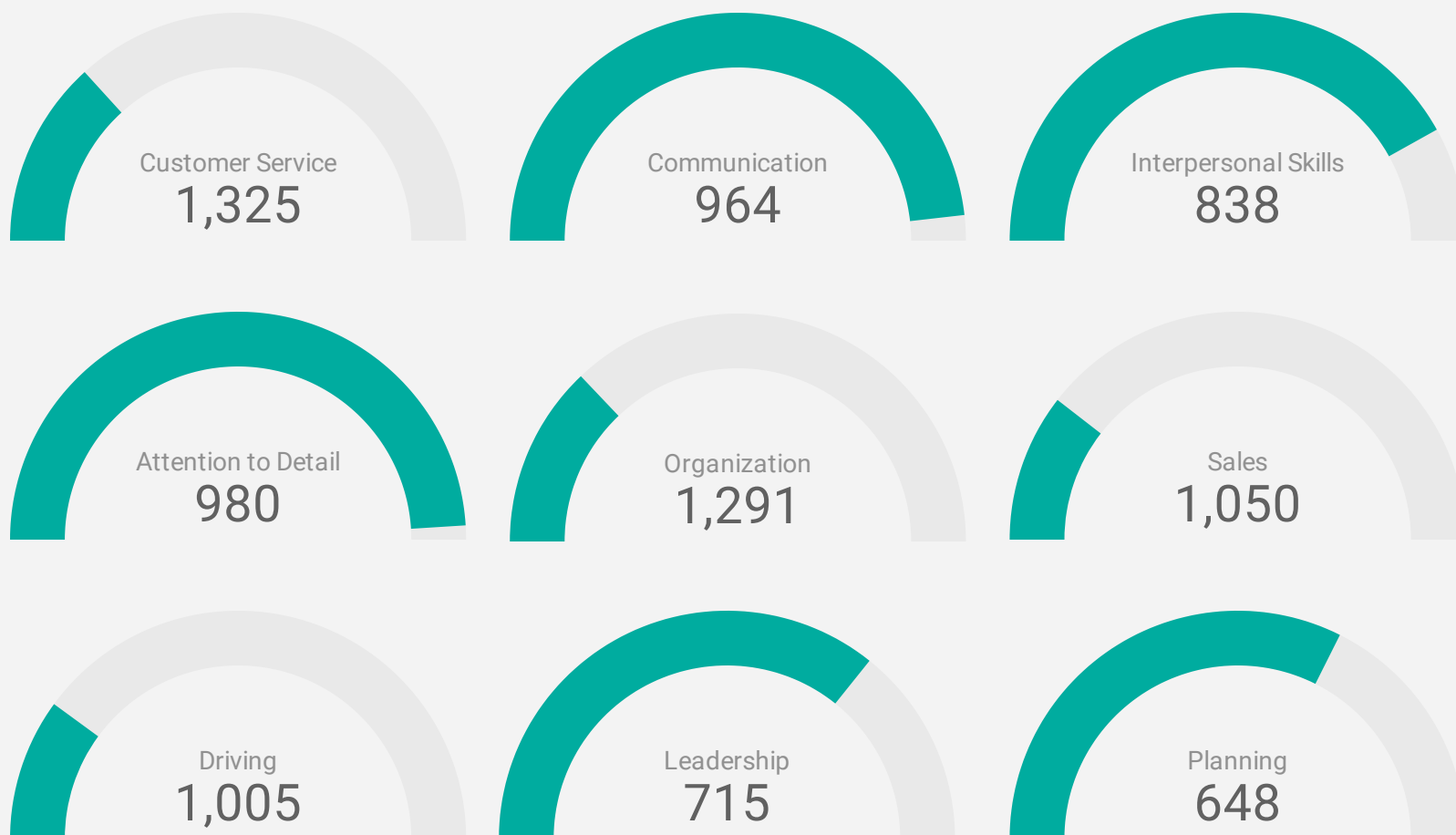
	JOB TITLE	COMPANY	LOCATION	SALARY POTENTIAL ▾
1.	Real Estate Agent - Pre-qualified Buyers Seller Meetings Booked For You!	Zoocasa	City of Windsor	\$350,000
2.	Owner Operator Truck Driver	MILOS M&S TRANSPORT	Town of Tecumseh	\$340,000
3.	Family Physician	Valor Health	City of Windsor	\$300,000
4.	Canada Only Owner Operators	Load Boss Logistics Inc.	Town of Kingsville	\$300,000
5.	Paediatrician	Windsor Regional Hospital - Met Campus	City of Windsor	\$290,000
6.	Regional Sales Closer	Provincial Smart Home Services	City of Windsor	\$250,000
7.	Account Executive - Advertising	Best Version Media	City of Windsor	\$250,000
8.	Real Estate Agent	Team Goran RE/MAX	City of Windsor	\$250,000
9.	Az Team Drivers And Owner Operators Needed!!!	Transit Logistics Solutions Inc (TLS)	City of Windsor	\$249,034
10.	OWNER OPERATORS NEEDED	Road Warrior Line Haul Inc.	City of Windsor	\$230,000
11.	...	...	...	\$200,000
				1 - 100 / 2395 < >

## TOP IN-DEMAND SKILLS

How many times were these skills found in job postings?

ACTIVE JOB POSTINGS THIS MONTH

6,001



## KEY JOB REQUIREMENTS

How often are these requirements desired in job postings?

ACTIVE JOB POSTINGS THIS MONTH

6,001



Driver's License

20



First Aid

206



Regular Access to a Vehicle

217



Criminal Record Check

261



Microsoft Office

439



Food Safety

131

## JOB POSTINGS BY 4-DIGIT NOC, SKILL LEVEL, FREQUENCY & DURATION

What jobs are hard-to-fill and/or in-demand?

	4-DIGIT NOC CODE	4-DIGIT NOC LABEL	OCCUPATION'S SKILL LEVEL	POSTING COUNT	AVG POSTING LENGTH IN DAYS	MEDIAN POSTING LENGTH IN DAYS
1.	6421	Retail salespersons	NOC Skill Level C	249	17	15
2.	7511	Transport truck drivers	NOC Skill Level C	167	19	15
3.	7452	Material handlers	NOC Skill Level C	150	17	15
4.	621	Retail and wholesale trade managers	NOC Skill Level A	118	17	15
5.	6552	Other customer and information services representatives	NOC Skill Level C	111	18	16
6.	2133	Electrical and electronics engineers	NOC Skill Level A	109	16	15
7.	4412	Home support workers, housekeepers and related occupations	NOC Skill Level C	105	16	15
8.	6622	Store shelf stockers, clerks and order fillers	NOC Skill Level D	105	13	15
9.	1241	Administrative assistants	NOC Skill Level B	97	16	15
10.	7231	Machinists and machining and tooling inspectors	NOC Skill Level B	95	17	16
11.	7311	Construction millwrights and industrial mechanics	NOC Skill Level B	87	15	15
12.	6711	Food counter attendants, kitchen helpers and related support occupations	NOC Skill Level D	84	16	15
13.	8431	General farm workers	NOC Skill Level C	83	45	21
14.	7514	Delivery and courier service drivers	NOC Skill Level C	75	26	15.5
15.	1114	Other financial officers	NOC Skill Level A	72	19	15
16.	6211	Retail sales supervisors	NOC Skill Level B	68	16	15.5
17.	9619	Other labourers in processing, manufacturing and utilities	NOC Skill Level D	68	20	16
18.	7232	Tool and die makers	NOC Skill Level B	65	19	15
19.	1221	Administrative officers	NOC Skill Level B	65	24	15
20.	911	Manufacturing managers	NOC Skill Level A	65	17	15
21.	9617	Labourers in food and beverage processing	NOC Skill Level D	60	17	16
22.	6541	Security guards and related security service occupations	NOC Skill Level C	60	18	16
23.	6731	Light duty cleaners	NOC Skill Level D	60	14	15
24.	2132	Mechanical engineers	NOC Skill Level A	58	12	15
25.	6322	Cooks	NOC Skill Level B	57	16	15
26.	1311	Accounting technicians and bookkeepers	NOC Skill Level B	56	17	16
27.	6733	Janitors, caretakers and building superintendents	NOC Skill Level D	54	26	16
28.	7611	Construction trades helpers and labourers	NOC Skill Level D	53	17	16
29.	5254	Program leaders and instructors in recreation, sport and fitness	NOC Skill Level B	52	16	15
30.	4212	Social and community service workers	NOC Skill Level B	51	16	15

## JOB POSTINGS BY 3-DIGIT NOC, SKILL LEVEL, FREQUENCY & DURATION

What jobs are hard to fill and/or in-demand?

	3-DIGIT NOC CODE	3-DIGIT NOC LABEL	OCCUPATION'S SKILL LEVEL	POSTING COUNT ▾	AVG POSTING LENGTH IN DAYS	MEDIAN POSTING LENGTH IN DAYS
1.	751	Motor vehicle and transit drivers	NOC Skill Level C	256	20	15
2.	642	Retail salespersons	NOC Skill Level C	249	17	15
3.	723	Machining, metal forming, shaping and erecting trades	NOC Skill Level B	210	18	16
4.	213	Civil, mechanical, electrical and chemical engineers	NOC Skill Level A	187	16	16
5.	111	Auditors, accountants and investment professionals	NOC Skill Level A	159	16	15
6.	745	Longshore workers and material handlers	NOC Skill Level C	158	17	15
7.	961	Labourers in processing, manufacturing and utilities	NOC Skill Level D	145	19	16
8.	731	Machinery and transportation equipment mechanics (except motor vehicles)	NOC Skill Level B	139	16	15
9.	122	Administrative and regulatory occupations	NOC Skill Level B	135	21	16
10.	124	Office administrative assistants - general, legal and medical	NOC Skill Level B	132	16	15
11.	673	Cleaners	NOC Skill Level D	130	20	16
12.	662	Other sales support and related occupations	NOC Skill Level D	128	14	15
13.	843	Agriculture and horticulture workers	NOC Skill Level C	121	49	32
14.	062	Retail and wholesale trade managers	NOC Skill Level A	118	17	15
15.	655	Customer and information services representatives	NOC Skill Level C	111	18	16
16.	441	Home care providers and educational support occupations	NOC Skill Level C	111	18	15
17.	421	Paraprofessional occupations in legal, social, community and education services	NOC Skill Level B	102	15	15
18.	112	Human resources and business service professionals	NOC Skill Level A	90	15	15
19.	941	Machine operators and related workers in mineral and metal products processing and manufacturing	NOC Skill Level C	88	24	16
20.	671	Food counter attendants, kitchen helpers and related support occupations	NOC Skill Level D	84	16	15
21.	217	Computer and information systems professionals	NOC Skill Level A	82	17	15
22.	214	Other engineers	NOC Skill Level A	81	14	15.5
23.	011	Senior managers - construction, transportation, production and utilities	NOC Skill Level A	80	14	15
24.	131	Finance, insurance and related business administrative occupations	NOC Skill Level B	80	17	16
25.	143	Financial, insurance and related administrative support workers	NOC Skill Level C	78	17	15
26.	223	Technical occupations in civil, mechanical and industrial engineering	NOC Skill Level B	78	19	16
27.	622	Technical sales specialists in wholesale trade and retail and wholesale buyers	NOC Skill Level B	76	17	16
					1 - 50 / 133	< >

## JOB POSTINGS BY 2-DIGIT NOC, SKILL LEVEL, FREQUENCY & DURATION

What jobs are hard to fill and/or in-demand?

	2-DIGIT NOC CODE	2-DIGIT NOC LABEL	OCCUPATION'S SKILL LEVEL	POSTING COUNT ▾	AVG POSTING LENGTH IN DAYS	MEDIAN POSTING LENGTH IN DAYS
1.	21	Professional occupations in natural and applied sciences	NOC Skill Level A	394	16	16
2.	72	Industrial, electrical and construction trades	NOC Skill Level B	374	20	15
3.	12	Administrative and financial supervisors and administrative occupations	NOC Skill Level B	338	18	15
4.	22	Technical occupations related to natural and applied sciences	NOC Skill Level B	293	16	15
5.	75	Transport and heavy equipment operation and related maintenance occupations	NOC Skill Level C	290	20	15
6.	64	Sales representatives and salespersons - wholesale and retail trade	NOC Skill Level C	281	17	15
7.	11	Professional occupations in business and finance	NOC Skill Level A	249	16	15
8.	65	Service representatives and other customer and personal services occupations	NOC Skill Level C	233	19	16
9.	67	Service support and other service occupations, n.e.c.	NOC Skill Level D	224	19	16
10.	62	Retail sales supervisors and specialized sales occupations	NOC Skill Level B	217	17	16
11.	73	Maintenance and equipment operation trades	NOC Skill Level B	201	16	15
12.	74	Other installers, repairers and servicers and material handlers	NOC Skill Level C	185	17	15
13.	01	Senior managers - construction, transportation, production and utilities	NOC Skill Level A	171	16	15
14.	14	Office support occupations	NOC Skill Level C	166	16	15
15.	66	Sales support occupations	NOC Skill Level D	166	12	15
16.	06	Middle management occupations in retail and wholesale trade and customer services	NOC Skill Level A	164	18	15
17.	94	Processing and manufacturing machine operators and related production workers	NOC Skill Level C	148	24	21
18.	96	Labourers in processing, manufacturing and utilities	NOC Skill Level D	145	19	16
19.	32	Technical occupations in health	NOC Skill Level B	135	18	21
20.	63	Service supervisors and specialized service occupations	NOC Skill Level B	126	22	16
21.	84	Workers in natural resources, agriculture and related production	NOC Skill Level C	122	49	32
22.	44	Care providers and educational, legal and public protection support occupations	NOC Skill Level C	113	18	15
23.	41	Professional occupations in law and social, community and government services	NOC Skill Level A	112	15	15
24.	42	Paraprofessional occupations in legal, social, community and education services	NOC Skill Level B	102	15	15
25.	15	Distribution, tracking and scheduling co-ordination occupations	NOC Skill Level C	91	18	15
26.	13	Finance, insurance and related business administrative occupations	NOC Skill Level B	80	17	16
27.	52	Technical occupations in art, culture, recreation and sport	NOC Skill Level B	80	15	15

## MULTILINGUAL JOB POSTINGS BY THE NUMBERS

ACTIVE POSTINGS  
**271**

NEW POSTINGS  
**198**

COMPANIES  
**130**

LANGUAGES  
**9**

## # OF DAYS POSTED

AVERAGE  
**16.1**

MEDIAN  
**16**

## MULTILINGUAL JOB POSTINGS BY SKILL LEVEL

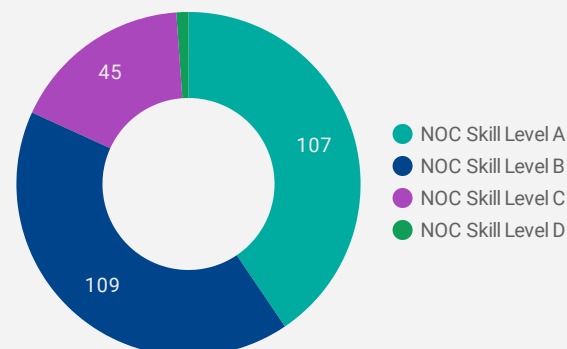
What language skills are employers looking for by occupational skill level?

**107** Skill Level A - Management/ Professional Occupations usually requiring University

**109** Skill Level B - Usually college education or apprenticeship training

**45** Skill Level C - Usually secondary education or occupation-specific training

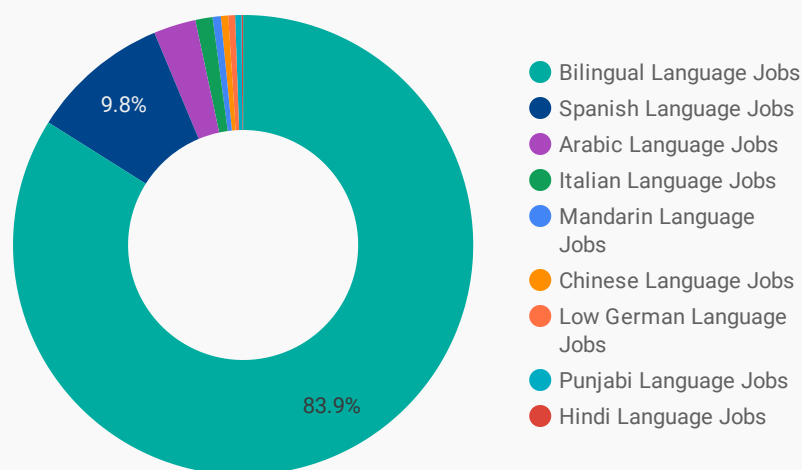
**3** Skill Level D - Usually on-the-job training



LANGUAGES	NOC Skill Level A	NOC Skill Level B	NOC Skill Level C	NOC Skill Level D
Bilingual Language Jobs	...	...	...	1
Spanish Language Jobs	8	...	2	2
Arabic Language Jobs	2	4	1	
Italian Language Jobs	3	1		
Mandarin Language Jobs		2	1	
Punjabi Language Jobs	1		1	
Hindi Language Jobs	1			

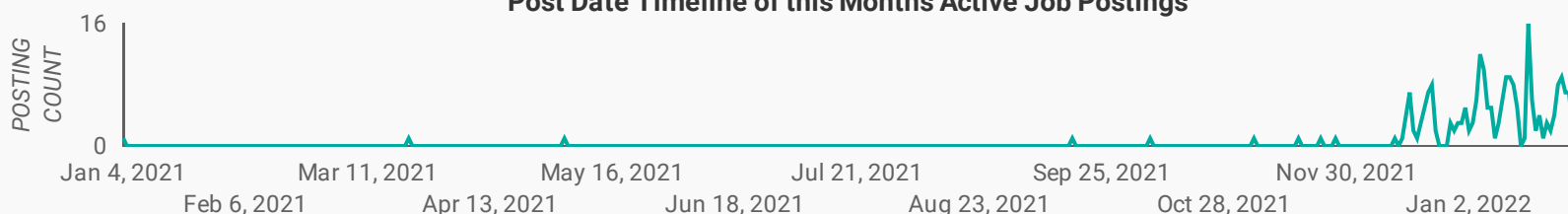
## LANGUAGE SKILLS BREAKDOWN

Which kinds of language skills do employers seek?



LANGUAGES	POSTING COUNT
1. Bilingual Language Jobs	228
2. Spanish Language Jobs	24
3. Arabic Language Jobs	7
4. Italian Language Jobs	4
5. Mandarin Language Jobs	3
6. Punjabi Language Jobs	2

## Post Date Timeline of this Month's Active Job Postings



## LANGUAGE SKILLS BEING RECRUITED BY SKILL TYPE

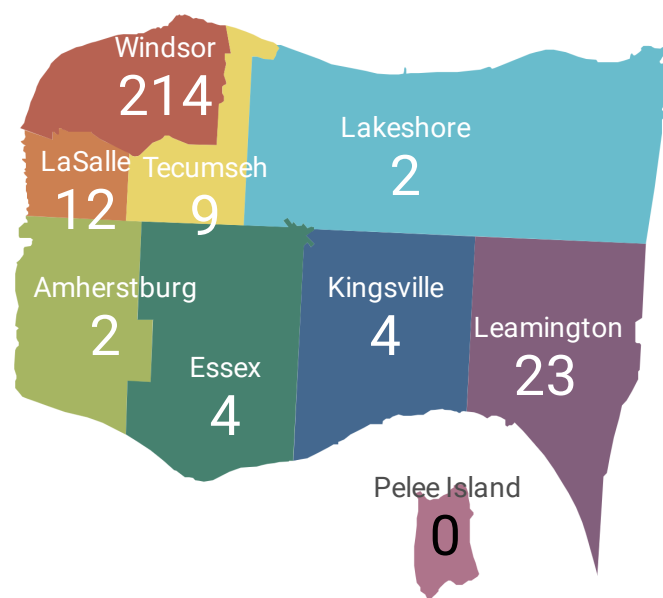
What language skills are sought by 1-Digit NOC?

SKILL TYPE NAME	Bilingual ...	Spanish ...	Arabic La...	Italian La...	Mandarin...	Punjabi L...	Grand total
Business, finance and administration occu...	63	5	3		2	1	75
Health occupations	13						13
Management occupations	20	5	1				27
Natural and applied sciences and related o...	20	6		2			28
Natural resources, agriculture and related ...		6					6
Occupations in art, culture, recreation and ...	3			1			4
Occupations in education, law and social, ...	52		3		1		57
Occupations in manufacturing and utilities	2						2
Sales and service occupations	45	2		1			48
Trades, transport and equipment operator...	3					1	4
<b>Grand total</b>	<b>221</b>	<b>24</b>	<b>7</b>	<b>4</b>	<b>3</b>	<b>2</b>	<b>264</b>

## MULTILINGUAL JOB POSTINGS BY MUNICIPALITY

What language skills are sought by 4-Digit NOC?

	MUNICIPALITY	POSTINGS	AVG POSTING LENGTH IN DAYS	MEDIAN POSTING LENGTH IN DAYS
1.	City of Windsor	214	17.4	15
2.	Municipality of Leamington	23	15.7	15
3.	Town of LaSalle	12	19.6	16
4.	Town of Tecumseh	9	17.8	16
5.	Town of Essex	4	21.3	16
6.	Town of Kingsville	4	21.9	16
7.	Town of Amherstburg	2	13.2	15
8.	Town of Lakeshore	2	17.7	15



	UPPER TIER	POSTINGS	AVG POSTING LENGTH IN DAYS	MEDIAN POSTING LENGTH IN DAYS
1.	City of Windsor	214	17.4	15
2.	Essex County	56	17.8	15

## LANGUAGE DEMAND BY JOB

What language skills are sought by 4-Digit NOC?

4 DIGIT NOC NAME	POSTINGS ▾
1. Other customer and information service...	19
2. Other financial officers	13
3. Administrative assistants	13
4. Social and community service workers	10
5. Secondary school teachers	9
6. Social workers	9
7. Other instructors	8
8. Retail salespersons	6
9. User support technicians	6
10. Insurance adjusters and claims examiners	6
11. Family, marriage and other related couns...	5
12. Securities agents, investment dealers an...	5
13. Biologists and related scientists	5
14. Home support workers, housekeepers an...	5
15. Medical administrative assistants	4
16. Managers in health care	4
17. Insurance agents and brokers	4
18. Financial sales representatives	4
19. Manufacturing managers	4
20. Human resources and recruitment officers	4
21. Contractors and supervisors, landscapin...	4
22. Psychologists	3
23. Financial and investment analysts	3
24. Electrical and electronics engineers	3
25. Human resources professionals	3
26. Landscape and horticulture technicians ...	3
27. Human resources managers	3
28. Transport truck drivers	3
29. Professional occupations in advertising, ...	3
30. Administrative officers	3
31. Medical radiation technologists	3
32. Security guards and related security serv...	2
1 - 100 / 100	< >

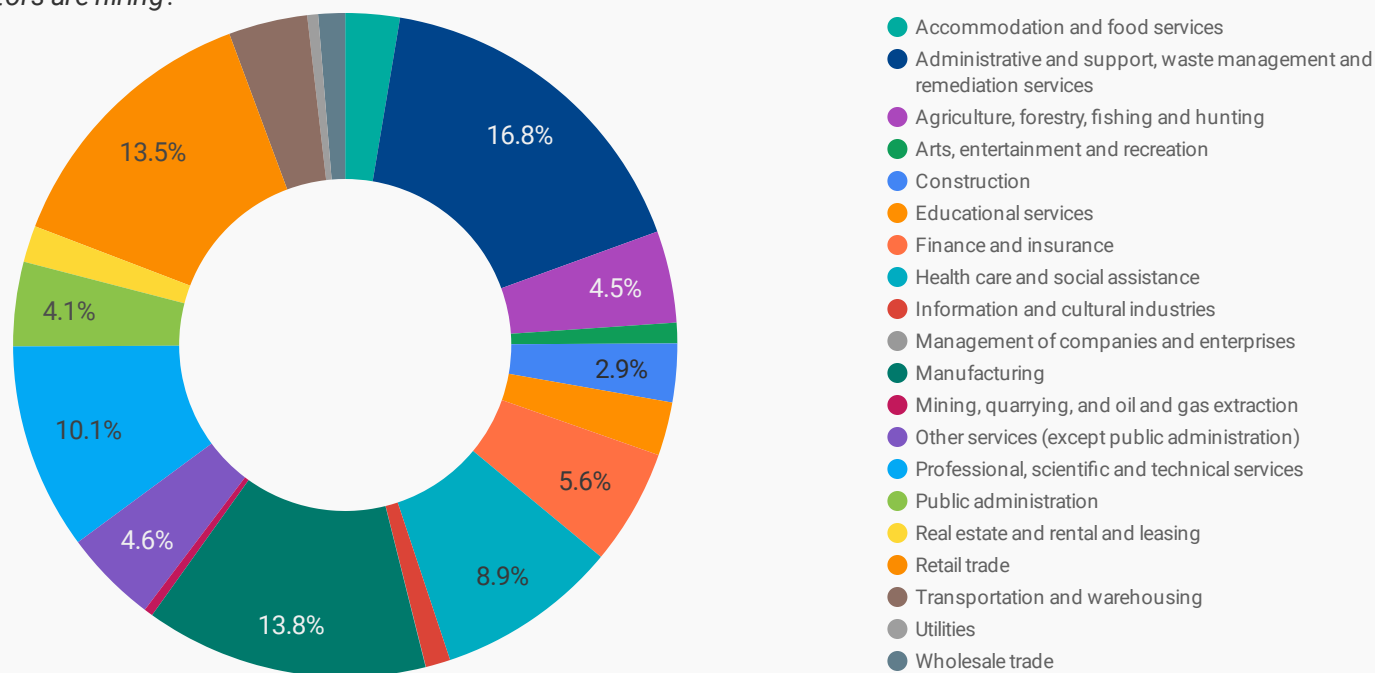
## MULTILINGUAL HIRING EMPLOYERS

Which employers are seeking multilingual candidates?

COMPANY	POSTINGS ▾
1. Windsor Regional Hospital - Met Campus	17
2. Varsity Tutors	17
3. HÃ'tel-Dieu Grace Healthcare	10
4. Green Shield Canada	9
5. Global Excel Management	8
6. Family Services Windsor-Essex	7
7. Hiatus House	7
8. Sykes Enterprises	6
9. PWC / PricewaterhouseCoopers LLP	6
10. Victorian Order of Nurses / VON Canada	6
11. Desjardins	6
12. HUB International	5
13. Nature Fresh Farms Inc.	5
14. Immigration, Refugees and Citizenship Canada	4
15. MOBIA Technology Innovations Inc.	4
16. Bell Canada	3
17. RBC	3
18. Desjardins Group / Mouvement Desjardins	3
19. Canadian Mental Health Association Windsor Essex County	3
20. Bell	3
21. National Bank of Canada	3
22. Bell Mobility	2
23. Lakeside Produce Inc	2
24. Robert Transport	2
25. STEM Camp	2
26. Greater Essex County District School Board	2
27. Ian Martin Group	2
1 - 50 / 131	< >

## TOP HIRING SECTORS BY 2-DIGIT NAICS CODE

What sectors are hiring?



	NAICS CODE	2-DIGIT NAICS LABEL	POSTING COUNT	AVG POSTING LENGTH IN DAYS	MEDIAN POSTING LENGTH IN DAYS
1.	56	Administrative and support, waste management and remediation services	1,008	16.5	16
2.	31-33	Manufacturing	786	19.1	15
3.	44-45	Retail trade	763	15.3	15
4.	62	Health care and social assistance	532	18.1	16
5.	54	Professional, scientific and technical services	524	13.2	15
6.	52	Finance and insurance	322	16.6	15
7.	81	Other services (except public administration)	305	27.4	16
8.	11	Agriculture, forestry, fishing and hunting	300	28.6	16
9.	91	Public administration	245	14.2	10
10.	48-49	Transportation and warehousing	238	20.0	15
11.	23	Construction	158	19.4	15
12.	72	Accommodation and food services	155	20.0	15
13.	61	Educational services	133	13.3	15
14.	53	Real estate and rental and leasing	98	19.0	16
15.	41	Wholesale trade	79	24.2	16
16.	51	Information and cultural industries	71	12.5	15
17.	71	Arts, entertainment and recreation	51	17.8	18
18.	22	Utilities	25	12.8	15
19.	21	Mining, quarrying, and oil and gas extraction	18	9.3	8
20.	55	Management of companies and enterprises	2	18.0	18

NOTE: NAICS code 56 includes Employment Agencies. Manufacturing includes codes 31-33, Retail Trade includes codes 44-45 and Transportation and Warehousing includes codes 48-49.

## TOP HIRING SECTORS BY 3-DIGIT NAICS CODE

What sectors are hiring?

	NAICS CODE	3-DIGIT NAICS LABEL	POSTING COUNT ▾	AVERAGE POSTING LENGTH IN DAYS	MEDIAN POSTING LENGTH IN DAYS
1.	561	Administrative and support services	988	16.6	16
2.	541	Professional, scientific and technical services	524	13.2	15
3.	111	Crop production	290	28.3	16
4.	333	Machinery manufacturing	228	19.1	15
5.	913	Local, municipal and regional public administration	207	13.2	10
6.	336	Transportation equipment manufacturing	191	22.6	16
7.	621	Ambulatory health care services	178	17.6	15
8.	522	Credit intermediation and related activities	165	18.6	16
9.	813	Religious, grant-making, civic, and professional and similar organizations	158	36.8	16
10.	623	Nursing and residential care facilities	148	17.7	18
11.	332	Fabricated metal product manufacturing	137	17.7	15
12.	722	Food services and drinking places	135	17.3	15
13.	611	Educational services	133	13.3	15
14.	445	Food and beverage stores	132	16.2	15
15.	484	Truck transportation	131	22.2	15
16.	624	Social assistance	131	17.7	15
17.	444	Building material and garden equipment and supplies dealers	130	8.0	2
18.	446	Health and personal care stores	125	18.0	15
19.	524	Insurance carriers and related activities	99	16.1	15
20.	238	Specialty trade contractors	96	20.2	15
21.	448	Clothing and clothing accessories stores	90	20.5	18.5
22.	811	Repair and maintenance	82	17.5	16
23.	622	Hospitals	75	20.4	21
24.	452	General merchandise stores	71	15.9	15.5
25.	531	Real estate	71	17.3	16
26.	453	Miscellaneous store retailers	66	22.2	15
27.	443	Electronics and appliance stores	65	9.1	6
28.	812	Personal and laundry services	62	19.6	15.5
29.	492	Couriers and messengers	62	18.9	20
30.	311	Food manufacturing	59	9.9	12.5
31.	226	Construction of buildings	52	19.0	16

## TOP HIRING SECTORS BY 4-DIGIT NAICS CODE

What sectors are hiring?

	NAICS CODE	4-DIGIT NAICS LABEL	POSTING COUNT ▾	AVERAGE POSTING LENGTH IN DAYS	MEDIAN POSTING DAYS IN LENGTH
1.	5613	Employment services	787	16.4	16
2.	9139	Other local, municipal and regional public administration	204	13.2	10
3.	1119	Other crop farming	202	28.5	21
4.	5413	Architectural, engineering and related services	167	16.3	15
5.	8134	Civic and social organizations	151	37.9	16
6.	3335	Metalworking machinery manufacturing	142	19.6	16
7.	5221	Depository credit intermediation	129	17.2	15
8.	4441	Building material and supplies dealers	127	7.7	2
9.	4461	Health and personal care stores	125	18.0	15
10.	5419	Other professional, scientific and technical services	122	5.9	2
11.	4841	General freight trucking	121	22.9	15
12.	7225	Full-service restaurants and limited-service eating places	120	17.5	15.5
13.	3361	Motor vehicle manufacturing	119	24.4	16
14.	4451	Grocery stores	114	15.7	15
15.	6231	Nursing care facilities	91	17.7	18
16.	5416	Management, scientific and technical consulting services	89	13.0	15
17.	4481	Clothing stores	85	20.9	21
18.	5242	Agencies, brokerages and other insurance related activities	78	17.2	15
19.	6221	General medical and surgical hospitals	75	20.4	21
20.	3363	Motor vehicle parts manufacturing	66	20.8	21
21.	4431	Electronics and appliance stores	65	9.1	6
22.	5616	Investigation and security services	65	16.7	15.5
23.	3322	Cutlery and hand tool manufacturing	65	18.2	15
24.	5617	Services to buildings and dwellings	64	14.5	15
25.	1114	Greenhouse, nursery and floriculture production	63	29.1	16
26.	6241	Individual and family services	61	24.0	21
27.	6233	Community care facilities for the elderly	55	18.1	21
28.	6213	Offices of other health practitioners	55	16.0	15
29.	3329	Other fabricated metal product manufacturing	54	17.0	16
30.	5412	Accounting, tax preparation, bookkeeping and payroll services	51	16.9	15
31.	6242	Community food and housing, and emergency and other relief services	49	12.9	13

## TOP HIRING SECTORS BY 5-DIGIT NAICS CODE

*What sectors are hiring?*

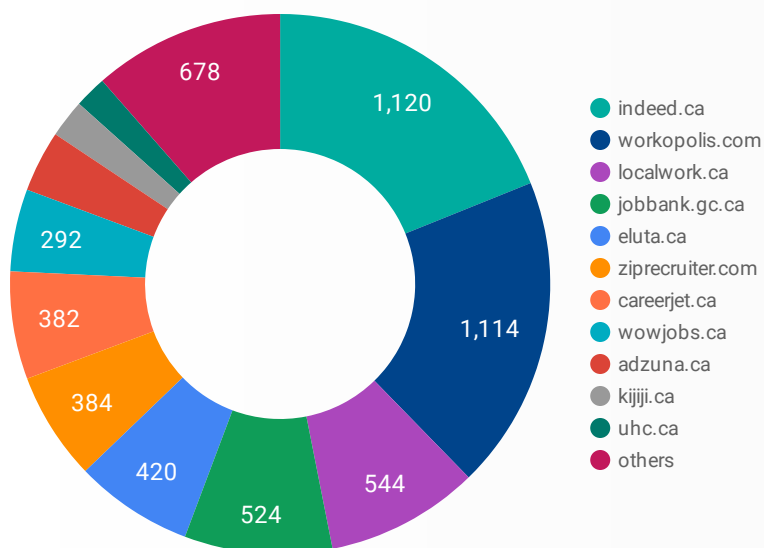
	NAICS CODE	5-DIGIT NAICS LABEL	POSTING COUNT ▾	AVERAGE POSTING LENGTH IN DAYS	MEDIAN POSTING LENGTH IN DAYS
1.	56131	Employment placement agencies and executive search services	787	16.4	16
2.	91391	Other local, municipal and regional public administration	204	13.2	10
3.	11199	All other crop farming	202	28.5	21
4.	81341	Civic and social organizations	151	37.9	16
5.	54133	Engineering services	149	15.8	15
6.	33351	Metalworking machinery manufacturing	142	19.6	16
7.	72251	Full-service restaurants and limited-service eating places	120	17.5	15.5
8.	33611	Automobile and light-duty motor vehicle manufacturing	118	24.4	16
9.	44413	Hardware stores	115	6.4	2
10.	48412	General freight trucking, long distance	110	23.2	15
11.	52211	Banking	110	17.4	15
12.	44511	Supermarkets and other grocery (except convenience) stores	106	14.3	15
13.	62311	Nursing care facilities	91	17.7	18
14.	54199	All other professional, scientific and technical services	91	3.7	2
15.	44611	Pharmacies and drug stores	87	17.1	15
16.	62211	General medical and surgical hospitals	75	20.4	21
17.	44314	Electronics and appliance stores	65	9.1	6
18.	33221	Cutlery and hand tool manufacturing	65	18.2	15
19.	33637	Motor vehicle metal stamping	60	21.5	21
20.	62331	Community care facilities for the elderly	55	18.1	21
21.	33299	All other fabricated metal product manufacturing	54	17.0	16
22.	52421	Insurance agencies and brokerages	52	18.0	15
23.	54121	Accounting, tax preparation, bookkeeping and payroll services	51	16.9	15
24.	62161	Home health care services	48	16.6	15
25.	33324	Industrial machinery manufacturing	46	14.4	15
26.	54169	Other scientific and technical consulting services	46	15.7	15
27.	45299	All other general merchandise stores	45	15.0	15
28.	56191	Packaging and labelling services	45	22.5	15
29.	31199	All other food manufacturing	42	8.0	2
30.	54161	Management consulting services	41	10.1	15
31.	11142	Nursery and floriculture production	41	26.3	16

## TOP HIRING SECTORS BY 6-DIGIT NAICS CODE

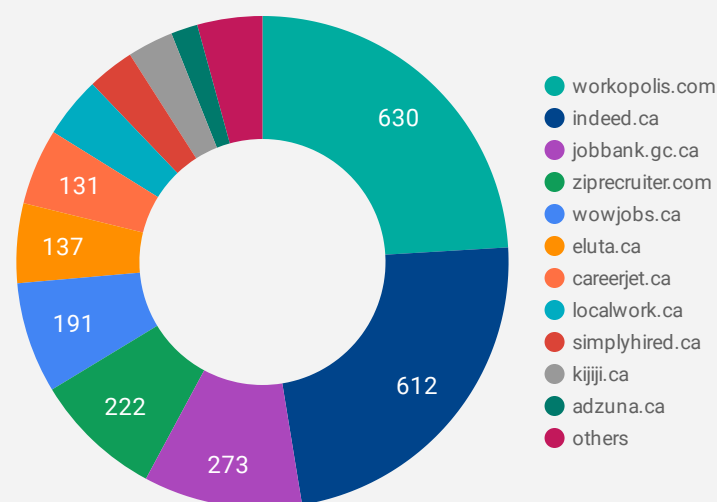
What sectors are hiring?

	NAICS CODE	6-DIGIT NAICS LABEL	POSTING COUNT ▾	AVG POSTING LENGTH IN DAYS	MEDIAN POSTING LENGTH IN DAYS
1.	561310	Employment placement agencies and executive search services	787	16.4	16
2.	913910	Other local, municipal and regional public administration	204	13.2	10
3.	813410	Civic and social organizations	151	37.9	16
4.	541330	Engineering services	149	15.8	15
5.	111993	Fruit and vegetable combination farming	133	24.4	16
6.	333511	Industrial mould manufacturing	125	19.5	16
7.	336110	Automobile and light-duty motor vehicle manufacturing	118	24.4	16
8.	444130	Hardware stores	115	6.4	2
9.	522111	Personal and commercial banking industry	110	17.4	15
10.	445110	Supermarkets and other grocery (except convenience) stores	106	14.3	15
11.	484122	General freight trucking, long distance, less than truck-load	98	24.0	15
12.	541990	All other professional, scientific and technical services	91	3.7	2
13.	623110	Nursing care facilities	91	17.7	18
14.	446110	Pharmacies and drug stores	87	17.1	15
15.	622111	General (except paediatric) hospitals	75	20.4	21
16.	722512	Limited-service eating places	70	18.6	16
17.	111999	All other miscellaneous crop farming	69	35.7	21
18.	332210	Cutlery and hand tool manufacturing	65	18.2	15
19.	443143	Appliance, television and other electronics stores	63	8.9	5
20.	336370	Motor vehicle metal stamping	60	21.5	21
21.	623310	Community care facilities for the elderly	55	18.1	21
22.	332999	All other miscellaneous fabricated metal product manufacturing	54	17.0	16
23.	524210	Insurance agencies and brokerages	52	18.0	15
24.	722511	Full-service restaurants	50	14.4	15
25.	621610	Home health care services	48	16.6	15
26.	333248	All other industrial machinery manufacturing	46	14.4	15
27.	541690	Other scientific and technical consulting services	46	15.7	15
28.	452999	All other miscellaneous general merchandise stores	45	15.0	15
29.	561910	Packaging and labelling services	45	22.5	15
30.	311990	All other food manufacturing	42	8.0	2
31.	624230	Emergency and other relief services	40	12.5	12

## JOB POSTINGS BY JOB BOARD

*What share of unique job postings appear on each job board?*


## COMPANIES BY JOB BOARD

*What share of unique job postings appear on each job board?*


## JOB POSTING DETAILS BY JOB BOARD

*How does job posting activity differ by job board?*

	JOB BOARD	POSTING COUNT ▼	AVG POSTING LENGTH IN DAYS	MEDIAN POSTING LENGTH IN DAYS	# OF COMPANIES
1.	indeed.ca	1,120	21	21	612
2.	workopolis.com	1,114	15	15	630
3.	localwork.ca	544	4	2	105
4.	jobbank.gc.ca	524	30	16	273
5.	eluta.ca	420	20	21	137
6.	ziprecruiter.com	384	16	16	222
7.	careerjet.ca	382	22	13	131
8.	wowjobs.ca	292	16	16	191
9.	adzuna.ca	218	14	15	46
10.	kijiji.ca	135	15	15	79
11.	uhc.ca	114	41	47	3
12.	simplyhired.ca	105	15	15	81
13.	jobillico.com	102	28	13.5	33
14.	careers.learmington.ca	80	9	10	1
15.	citywindsor.ca	68	90	74	3
16.	careerbuilder.ca	38	18	24	14
17.	careerarc.com	36	26	16	7
18.	apmaautohr.com	25	21	11	3

## MAPPING THIS MONTH'S ACTIVE JOB POSTINGS IN WINDSOR-ESSEX

How many job postings were active for at least 1 day this month?

