

JOB DEMAND REPORT

DECEMBER 2021

HIGHLIGHTS

JOB POSTINGS BY THE NUMBERS

TOTAL POSTINGS	NEW THIS MONTH	COMPANIES	JOB BOARDS
5,370	2,914	1,615	47

OF DAYS POSTED

AVERAGE	MEDIAN
19.6	16

REPORT BUILDER

The default filter selection below will show all job demand data for the month. You can use the filters to create a customized report for the purpose of understanding a subset of the data.

OCCUPATION FILTERS

SKILL TYPE NAME / 1-DIGIT NOC	▼
MAJOR GROUP / 2-DIGIT NOC	▼
MINOR GROUP / 3-DIGIT NOC	▼
UNIT GROUP / 4-DIGIT NOC	▼
SKILL LEVEL	▼
JOB TYPE	▼
JOB DURATION	▼
ADDITIONAL LANGUAGE	▼
SPECIFIC JOB TAGS	▼

INDUSTRY/SECTOR FILTERS

HIRING SECTOR BY 2-DIGIT NAICS CODE	▼
HIRING SECTOR BY 3-DIGIT NAICS CODE	▼
HIRING SECTOR BY 4-DIGIT NAICS CODE	▼
HIRING SECTOR BY 5-DIGIT NAICS CODE	▼
HIRING SECTOR BY 6-DIGIT NAICS CODE	▼

OTHER FILTERS

MUNICIPALITY	▼
CITY OR COUNTY	▼
JOB BOARD	▼

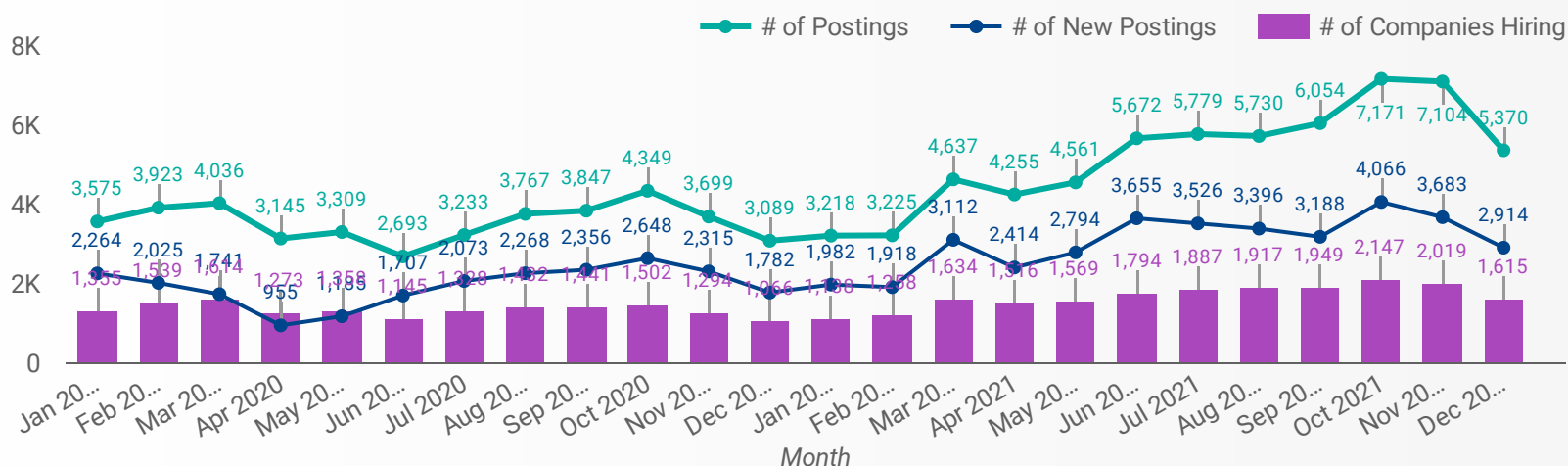
NOC = National Occupation Classification | NAICS = North American Industry Classification System

Source:

Job posting data collected by Workforce WindsorEssex from job boards and employer websites who recruit candidates in Windsor-Essex.

JOB POSTINGS BY MONTH FOR WINDSOR-ESSEX

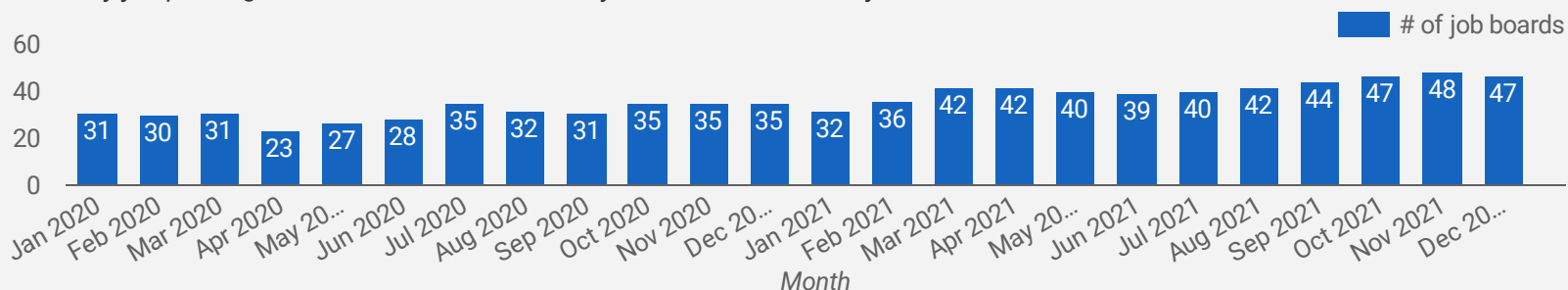
How many job postings were active for at least 1 day this month?



NOTE: This graph cannot be filtered using the controls on the cover page

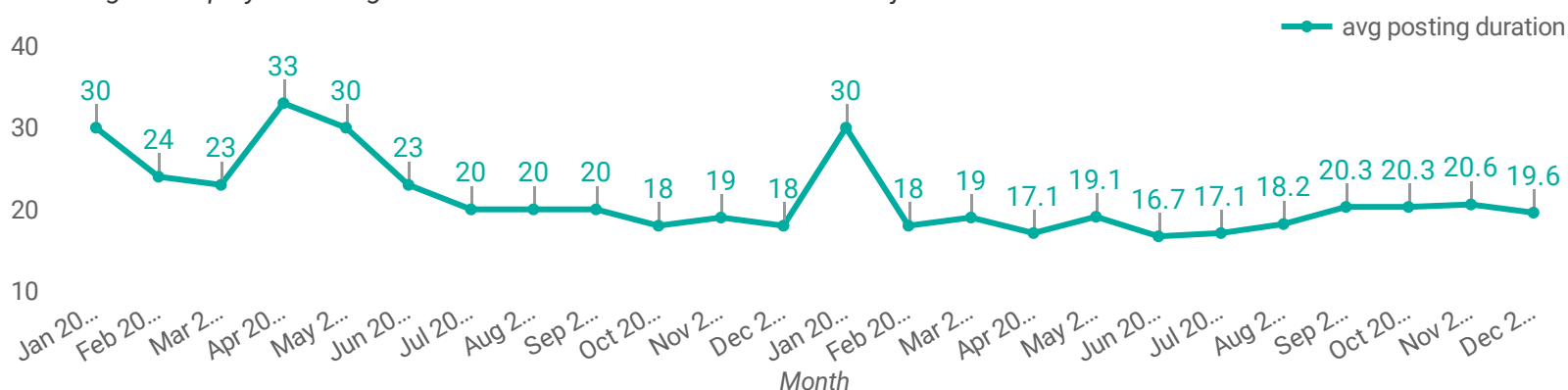
NUMBER OF ACTIVE JOB BOARDS

How many job postings were active for at least 1 day this month on these job boards?



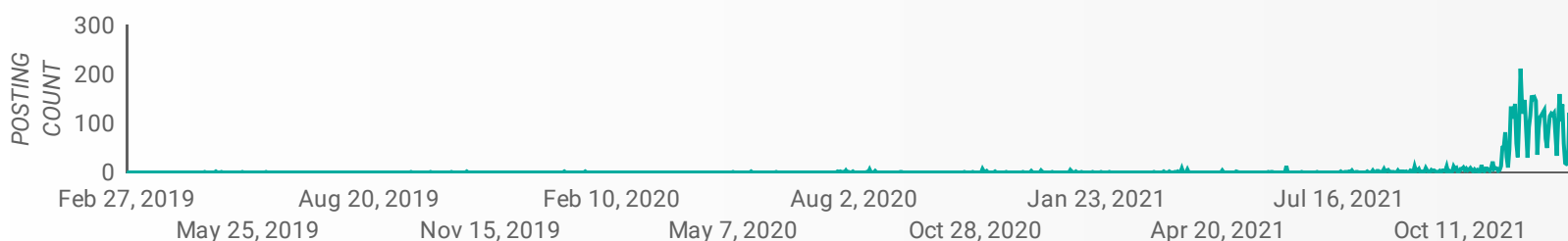
AVG & MEDIAN POSTING LENGTH BY DAYS

How long are employers having to recruit for to find candidates to fill their job vacancies?



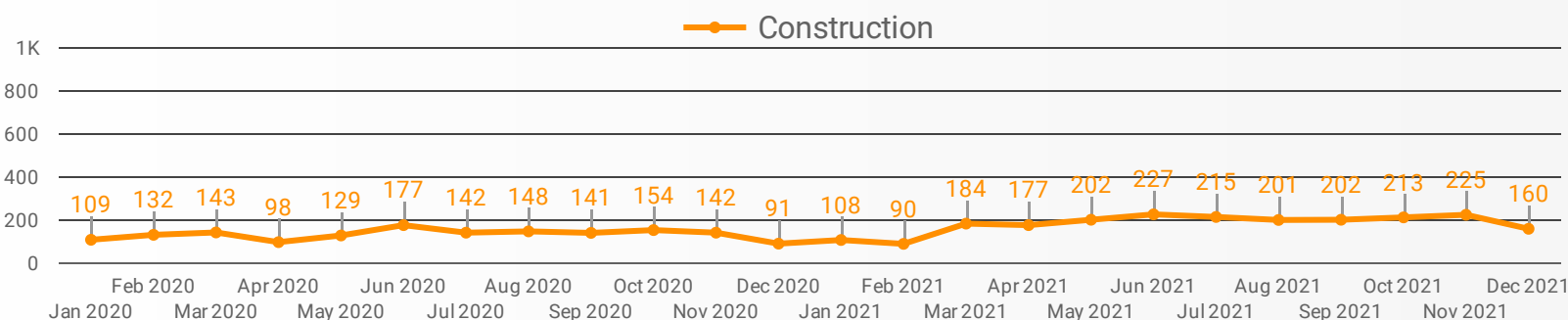
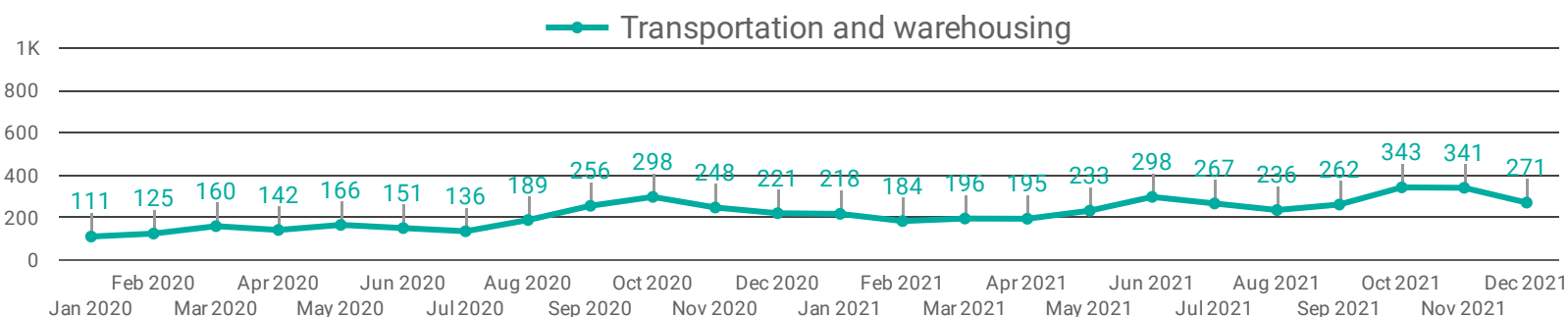
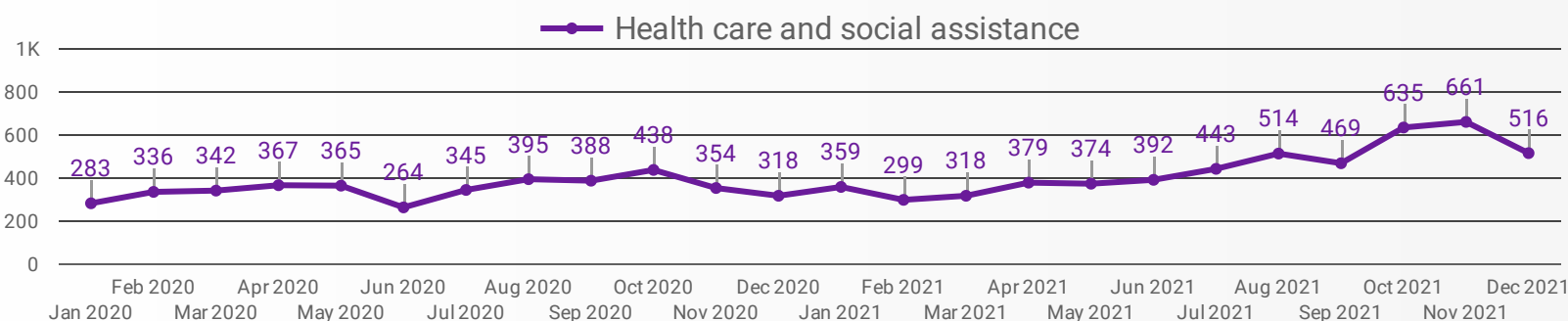
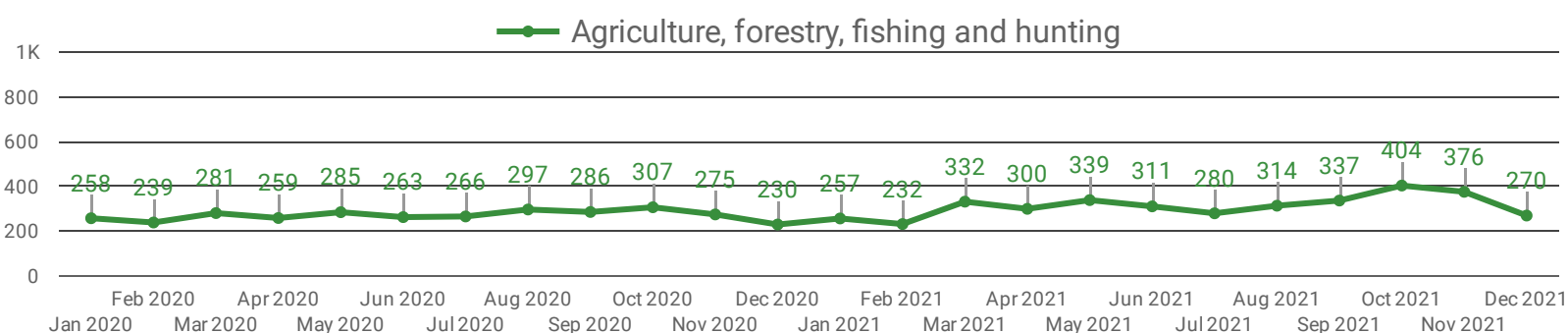
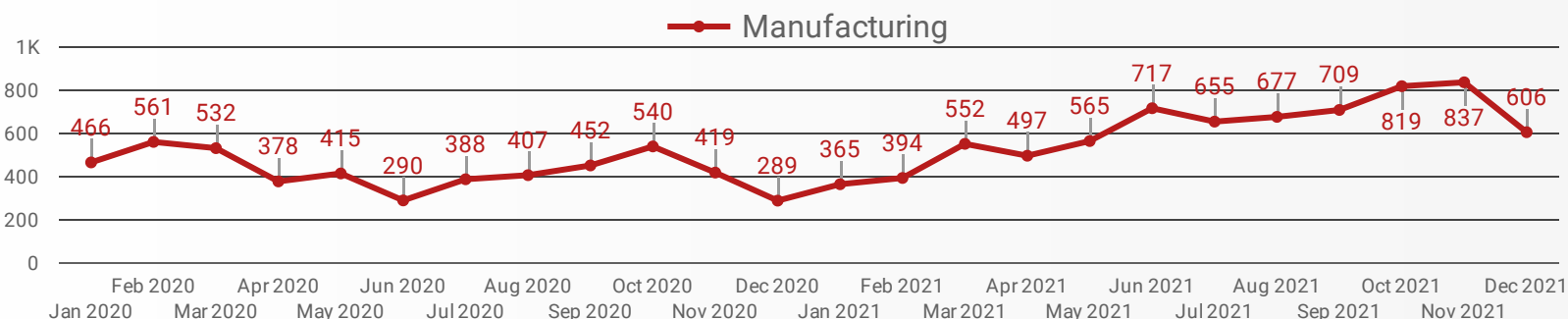
POST DATE TIMELINE FOR THIS MONTH'S ACTIVE JOB POSTINGS

How many job postings were active for at least 1 day this month?



DEMAND BY KEY SECTOR (WINDSOR-ESSEX)

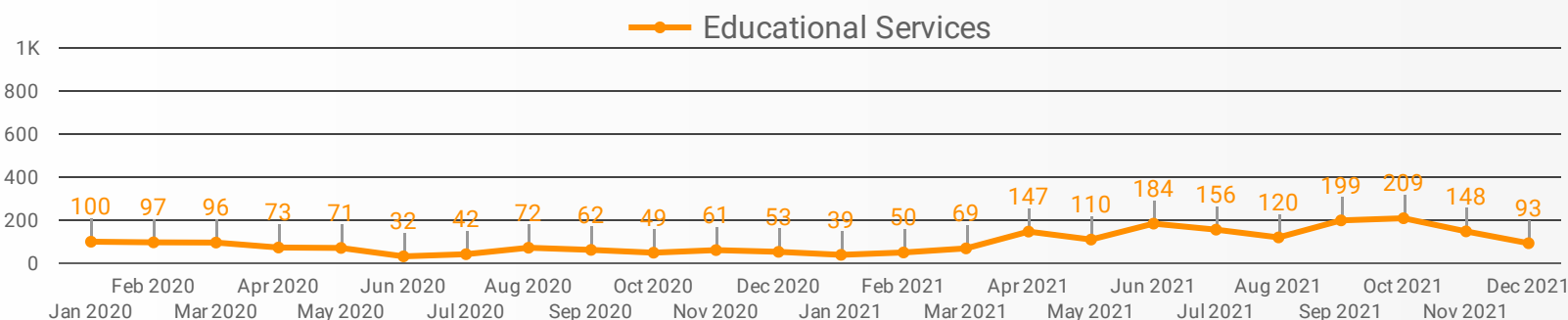
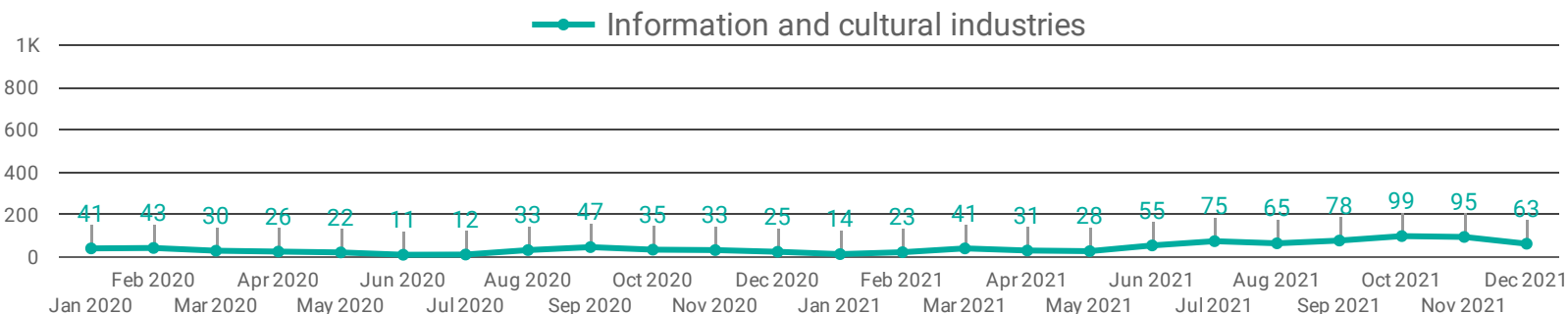
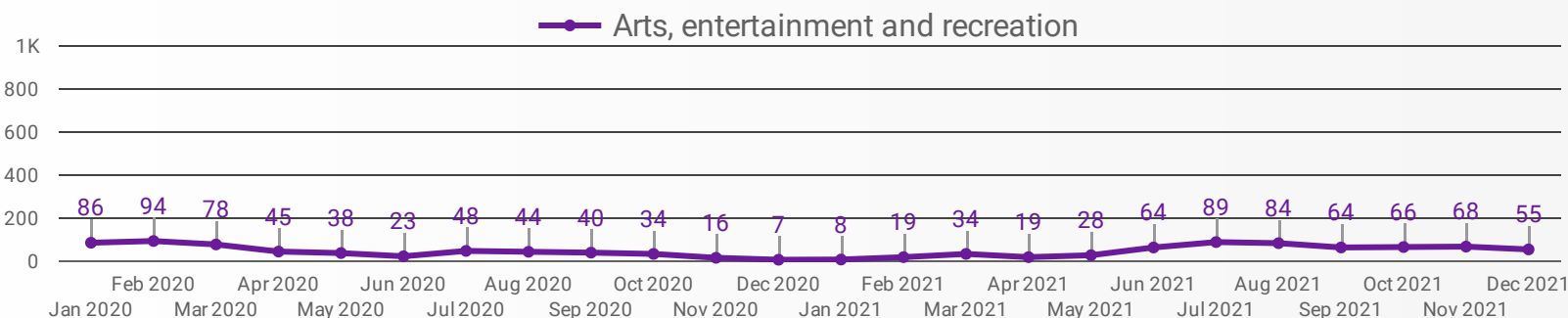
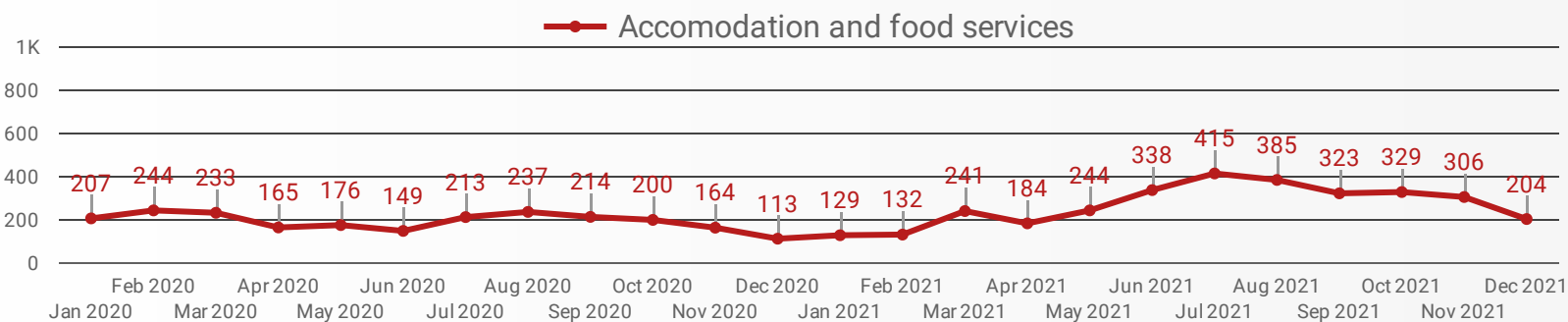
How many job postings were active for at least 1 day this month by sector?



NOTE: This graph cannot be filtered using the controls on the cover page

DEMAND BY IMPACTED SECTOR (WINDSOR-ESSEX)

How many job postings were active for at least 1 day this month by sector?



NOTE: This graph cannot be filtered using the controls on the cover page

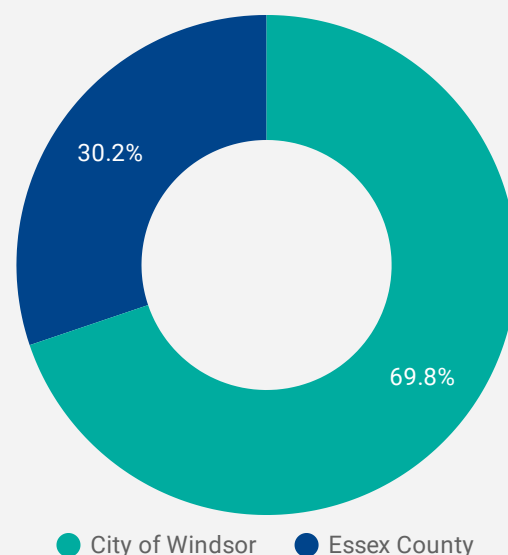
JOB POSTINGS BY MUNICIPALITY

Where are job opportunities being offered?

	MUNICIPALITY	POSTING COUNT	AVG POSTING LENGTH IN DAYS	MEDIAN POSTING LENGTH IN DAYS
1.	City of Windsor	3,727	19.3	16
2.	Municipality of Leamington	487	18.8	15
3.	Town of Tecumseh	314	17.3	16
4.	Town of Kingsville	275	25.2	16.5
5.	Town of Essex	197	21.7	16
6.	Town of Amherstburg	126	17.0	15
7.	Town of Lakeshore	122	26.0	16
8.	Town of LaSalle	91	21.2	20.5

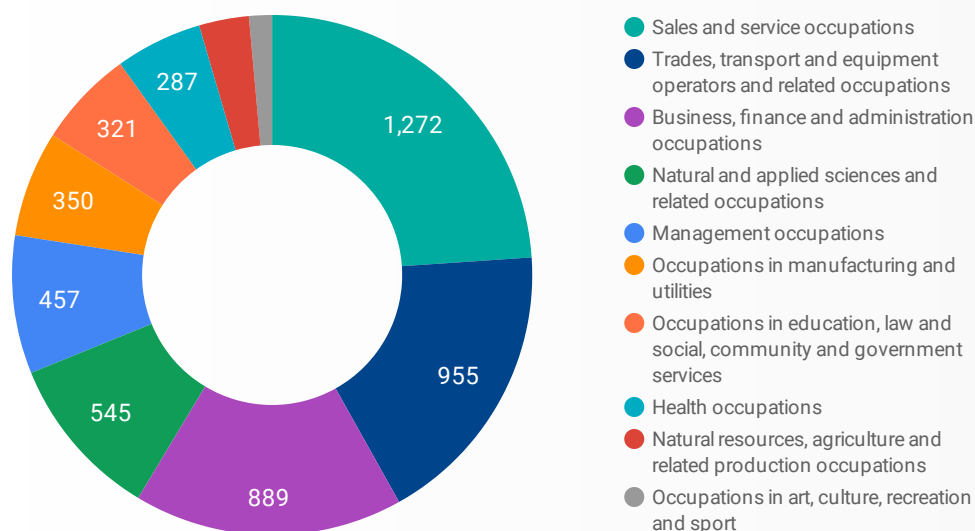
URBAN & RURAL DEMAND

Job Postings by Location



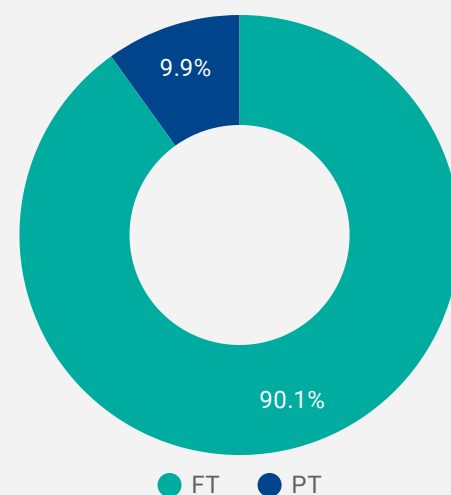
JOB POSTINGS BY SKILL TYPE

What skill type is being recruited?



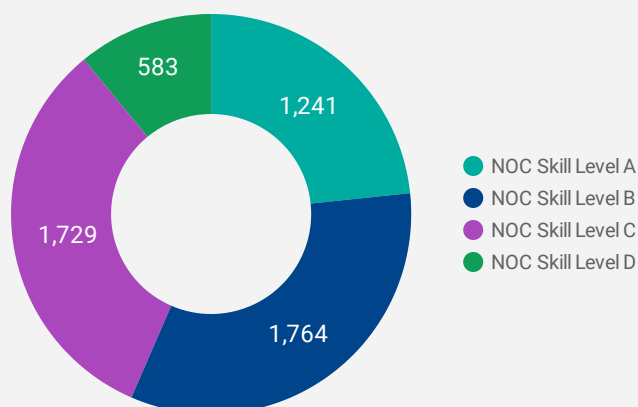
JOB TYPE

Full-time vs Part-time



JOB POSTINGS BY SKILL LEVEL

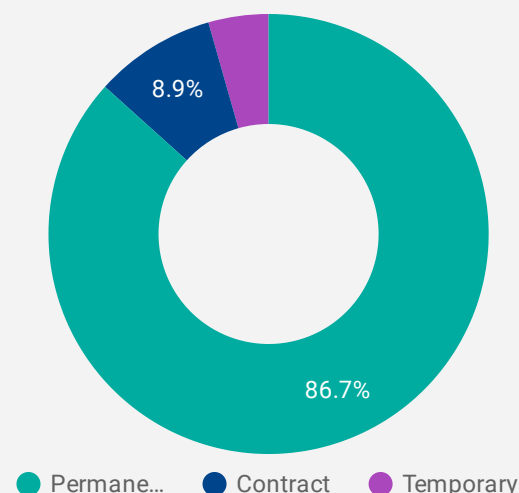
What education do occupations typically require?



Skill Level A = Usually University education | Skill Level B = Usually College education or Apprenticeship training | Skill Level C = Usually Secondary education or occupation-specific training | Skill Level D = Usually on-the-job training

JOB DURATION

Permanency of jobs posted



TOP HIRING COMPANIES & AGENCIES

What companies are hiring?

	COMPANY	COMMUNITY	POSTINGS ▾	AVERAGE POSTING DURATION IN DAYS	MEDIAN POSTING DURATION IN DAYS
1.	Unemployed Help Centre of Windsor Inc. - Hub of Opportunities (Windsor)	Windsor	93	14.3	15
2.	City of Windsor Employment and Training Services (Windsor)	Windsor	57	136.0	50
3.	Personnel by Prostaff	Windsor	57	16.0	16
4.	Windsor, Corporation of the City of	Windsor	54	19.6	21
5.	FCA Canada Inc.	Windsor	54	20.8	6
6.	The Electromac Group	Windsor	50	16.2	16
7.	Loblaw Companies Limited	Windsor	49	14.9	15
8.	Windsor Regional Hospital - Met Campus	Windsor	48	20.0	21
9.	Shoppers Drug Mart / Pharmaprix	Windsor	48	13.0	15
10.	Mastronardi Produce Limited	Kingsville	42	24.6	21
11.	Municipality of Leamington	Leamington	41	13.8	14
12.	BELFOR Canada	Windsor	33	14.5	14
13.	Lowe's Canada	Windsor	31	15.7	15
14.	RGBSI	Windsor	30	8.5	8
15.	Mucci Farms Ltd.	Kingsville	24	28.8	21
16.	HUB International	Windsor	24	18.8	21
17.	RONA Inc.	Leamington	24	4.5	2
18.	Platinum Direct Hire Inc.	Windsor	23	18.6	21
19.	McDonald's Restaurants	Windsor	22	15.4	15
20.	Chartwell Retirement Residences	Kingsville	22	16.2	15
21.	Express Employment Professionals	Windsor	22	18.1	16
22.	Home Depot of Canada Inc.	Windsor	21	16.7	20
23.	UPS Canada	Windsor	21	17.5	21
24.	University of Windsor	Windsor	21	18.9	21
25.	Victorian Order of Nurses / VON Canada	Windsor	21	16.4	15
26.	TEC Group Inc.	Windsor	20	16.8	16
27.	Flex-N-Gate Corporation	Windsor	20	16.1	21
28.	Scotiabank	Windsor	20	16.4	15
29.	Hiram Walker & Sons Limited	Windsor	19	15.7	16
30.	Erie Shores HealthCare	Leamington	18	16.5	15

TOP HOURLY WAGES IN JOB POSTINGS

What are employers willing to pay to find the perfect candidate?

of Minimum Wage Jobs

89

	JOB TITLE	COMPANY	LOCATION	WAGE POTENTIAL ▾
1.	Systems Analyst	Personnel by Elsie	Town of Kingsville	\$85
2.	Plumber	Pinnacle Home Services	City of Windsor	\$60
3.	Leamington Handyman - General Contractors Needed - Tools Required \$50/hour	Orbit Automations	Municipality of Leamington	\$60
4.	Controls Technician â€œ Independent Contractor	ATSI Robotics	City of Windsor	\$58
5.	Moving Team Of 2 Needed For Residential Moves - \$55/HR Pay	Kijiji Jobs	City of Windsor	\$55
6.	Manager of Content Marketing	Tourism Windsor Essex Pelee Island	#N/A	\$55
7.	Operating Room Rpn/lpn (Travel Assignment)	Gratitude Health	City of Windsor	\$55
8.	Rebar Foreman Or Superintendent	North America Construction (1993) Ltd. (NAC)	Town of Lakeshore	\$53
9.	Chief Executive Officer - CEO - Viscon Group NA Ltd.	Viscon Group North America Ltd	Town of Kingsville	\$51.5
10.	Pharmacist	Valor Health	City of Windsor	\$50
11.	Rodman, Concrete Finisher, And Labourer	REIMAR Construction	City of Windsor	\$50
				1 - 100 / 1371 < >

TOP SALARIES IN JOB POSTINGS

What are employers willing to pay to find the perfect candidate?

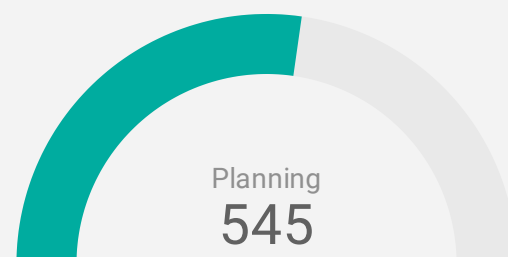
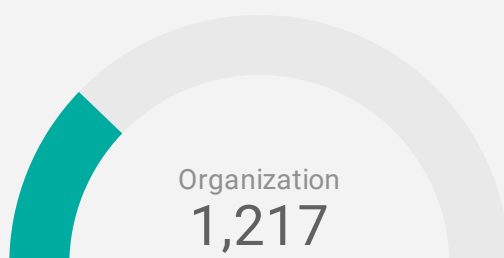
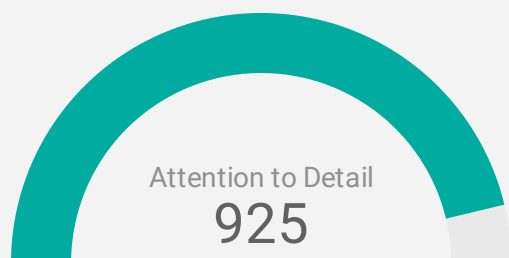
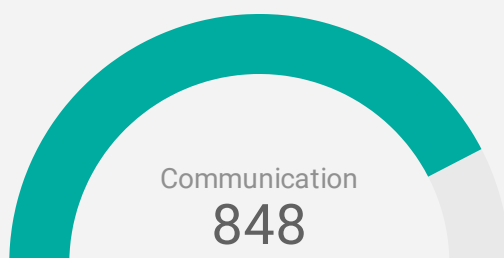
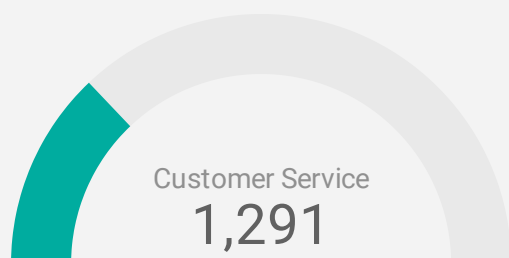
	JOB TITLE	COMPANY	LOCATION	SALARY POTENTIAL ▾
1.	Real Estate Agent - Pre-qualified Buyers Seller Meetings Booked For You!	Zoocasa	City of Windsor	\$350,000
2.	Real Estate Agent - Pre-qualified Buyers & Seller Meetings Booked For You!	Zoocasa	City of Windsor	\$350,000
3.	Family Physician	Valor Health	City of Windsor	\$300,000
4.	Account Representative	Best Version Media	City of Windsor	\$250,000
5.	Outside Sales - Healthcare	Shephard Group Healthcare Solutions, LLC	Town of Kingsville	\$250,000
6.	Account Executive - Advertising	Best Version Media	City of Windsor	\$250,000
7.	OWNER OPERATORS NEEDED	Road Warrior Line Haul Inc.	City of Windsor	\$230,000
8.	Class Az Owner Operators - Windsor, On	Trimac	City of Windsor	\$230,000
9.	Medical Consultant	Ministry of Labour, Training and Skills Development	City of Windsor	\$219,061
				1 - 100 / 2165 < >

TOP IN-DEMAND SKILLS

How many times were these skills found in job postings?

ACTIVE JOB POSTINGS THIS MONTH

5,370



KEY JOB REQUIREMENTS

How often are these requirements desired in job postings?

ACTIVE JOB POSTINGS THIS MONTH

5,370



Driver's License

9



First Aid

186



Regular Access to a Vehicle

193



Criminal Record Check

272



Microsoft Office

395



Food Safety

94

JOB POSTINGS BY 4-DIGIT NOC, SKILL LEVEL, FREQUENCY & DURATION

What jobs are hard-to-fill and/or in-demand?

	4-DIGIT NOC CODE	4-DIGIT NOC LABEL	OCCUPATION'S SKILL LEVEL	POSTING COUNT ▾	AVG POSTING LENGTH IN DAYS	MEDIAN POSTING LENGTH IN DAYS
1.	6421	Retail salespersons	NOC Skill Level C	252	20	20.5
2.	7511	Transport truck drivers	NOC Skill Level C	163	19	15
3.	7452	Material handlers	NOC Skill Level C	117	19	21
4.	6552	Other customer and information services representatives	NOC Skill Level C	117	18	16
5.	4412	Home support workers, housekeepers and related occupations	NOC Skill Level C	114	17	15
6.	6711	Food counter attendants, kitchen helpers and related support occupations	NOC Skill Level D	104	18	15
7.	6622	Store shelf stockers, clerks and order fillers	NOC Skill Level D	99	14	15
8.	8431	General farm workers	NOC Skill Level C	95	52	30
9.	621	Retail and wholesale trade managers	NOC Skill Level A	93	24	21
10.	1241	Administrative assistants	NOC Skill Level B	93	17	16
11.	2133	Electrical and electronics engineers	NOC Skill Level A	84	13	16
12.	7514	Delivery and courier service drivers	NOC Skill Level C	81	18	15
13.	6322	Cooks	NOC Skill Level B	68	24	15
14.	9619	Other labourers in processing, manufacturing and utilities	NOC Skill Level D	67	21	21
15.	6541	Security guards and related security service occupations	NOC Skill Level C	64	19	18
16.	1114	Other financial officers	NOC Skill Level A	63	27	16
17.	6733	Janitors, caretakers and building superintendents	NOC Skill Level D	62	17	16
18.	6211	Retail sales supervisors	NOC Skill Level B	61	16	15
19.	1311	Accounting technicians and bookkeepers	NOC Skill Level B	60	21	16
20.	1221	Administrative officers	NOC Skill Level B	58	20	16
21.	6731	Light duty cleaners	NOC Skill Level D	58	18	15
22.	7231	Machinists and machining and tooling inspectors	NOC Skill Level B	54	19	21
23.	7311	Construction millwrights and industrial mechanics	NOC Skill Level B	52	16	16
24.	7232	Tool and die makers	NOC Skill Level B	51	21	21
25.	3012	Registered nurses and registered psychiatric nurses	NOC Skill Level A	50	25	21
26.	1111	Financial auditors and accountants	NOC Skill Level A	47	13	14.5
27.	5254	Program leaders and instructors in recreation, sport and fitness	NOC Skill Level B	46	17	17
28.	9416	Metalworking and forging machine operators	NOC Skill Level C	45	28	21
29.	7611	Construction trades helpers and labourers	NOC Skill Level D	44	19	15
30.	6222	Retail and wholesale buyers	NOC Skill Level B	44	15	15

JOB POSTINGS BY 3-DIGIT NOC, SKILL LEVEL, FREQUENCY & DURATION

What jobs are hard to fill and/or in-demand?

	3-DIGIT NOC CODE	3-DIGIT NOC LABEL	OCCUPATION'S SKILL LEVEL	POSTING COUNT ▾	AVG POSTING LENGTH IN DAYS	MEDIAN POSTING LENGTH IN DAYS
1.	751	Motor vehicle and transit drivers	NOC Skill Level C	257	18	15
2.	642	Retail salespersons	NOC Skill Level C	252	20	20.5
3.	723	Machining, metal forming, shaping and erecting trades	NOC Skill Level B	153	20	21
4.	213	Civil, mechanical, electrical and chemical engineers	NOC Skill Level A	147	18	16
5.	111	Auditors, accountants and investment professionals	NOC Skill Level A	143	20	15
6.	843	Agriculture and horticulture workers	NOC Skill Level C	137	49	30
7.	122	Administrative and regulatory occupations	NOC Skill Level B	136	20	16
8.	673	Cleaners	NOC Skill Level D	134	18	15
9.	124	Office administrative assistants - general, legal and medical	NOC Skill Level B	127	17	16
10.	961	Labourers in processing, manufacturing and utilities	NOC Skill Level D	124	25	20.5
11.	441	Home care providers and educational support occupations	NOC Skill Level C	118	17	15
12.	655	Customer and information services representatives	NOC Skill Level C	118	18	16
13.	745	Longshore workers and material handlers	NOC Skill Level C	118	19	21
14.	662	Other sales support and related occupations	NOC Skill Level D	116	14	15
15.	671	Food counter attendants, kitchen helpers and related support occupations	NOC Skill Level D	104	18	15
16.	062	Retail and wholesale trade managers	NOC Skill Level A	93	24	21
17.	731	Machinery and transportation equipment mechanics (except motor vehicles)	NOC Skill Level B	89	17	16
18.	131	Finance, insurance and related business administrative occupations	NOC Skill Level B	89	24	16
19.	941	Machine operators and related workers in mineral and metal products processing and manufacturing	NOC Skill Level C	88	26	21
20.	622	Technical sales specialists in wholesale trade and retail and wholesale buyers	NOC Skill Level B	85	17	15
21.	143	Financial, insurance and related administrative support workers	NOC Skill Level C	79	18	16
22.	632	Chefs and cooks	NOC Skill Level B	77	25	15.5
23.	152	Supply chain logistics, tracking and scheduling co-ordination occupations	NOC Skill Level C	76	17	15.5
24.	421	Paraprofessional occupations in legal, social, community and education services	NOC Skill Level B	75	18	16
25.	217	Computer and information systems professionals	NOC Skill Level A	75	23	21
26.	623	Insurance, real estate and financial sales occupations	NOC Skill Level B	71	18	16
27.	141	General office workers	NOC Skill Level C	70	17	16
28.	321	Medical technologists and technicians (except dental health)	NOC Skill Level B	70	18	15

JOB POSTINGS BY 2-DIGIT NOC, SKILL LEVEL, FREQUENCY & DURATION

What jobs are hard to fill and/or in-demand?

	2-DIGIT NOC CODE	2-DIGIT NOC LABEL	OCCUPATION'S SKILL LEVEL	POSTING COUNT ▾	AVG POSTING LENGTH IN DAYS	MEDIAN POSTING LENGTH IN DAYS
1.	21	Professional occupations in natural and applied sciences	NOC Skill Level A	327	19	16
2.	12	Administrative and financial supervisors and administrative occupations	NOC Skill Level B	317	19	16
3.	72	Industrial, electrical and construction trades	NOC Skill Level B	317	19	16
4.	75	Transport and heavy equipment operation and related maintenance occupations	NOC Skill Level C	292	18	15
5.	64	Sales representatives and salespersons - wholesale and retail trade	NOC Skill Level C	277	20	20
6.	67	Service support and other service occupations, n.e.c.	NOC Skill Level D	253	18	15
7.	65	Service representatives and other customer and personal services occupations	NOC Skill Level C	241	18	16
8.	22	Technical occupations related to natural and applied sciences	NOC Skill Level B	218	23	16
9.	62	Retail sales supervisors and specialized sales occupations	NOC Skill Level B	217	17	15
10.	11	Professional occupations in business and finance	NOC Skill Level A	208	20	16
11.	14	Office support occupations	NOC Skill Level C	163	17	16
12.	73	Maintenance and equipment operation trades	NOC Skill Level B	148	18	16
13.	06	Middle management occupations in retail and wholesale trade and customer services	NOC Skill Level A	148	21	16
14.	94	Processing and manufacturing machine operators and related production workers	NOC Skill Level C	144	23	21
15.	63	Service supervisors and specialized service occupations	NOC Skill Level B	142	24	16
16.	66	Sales support occupations	NOC Skill Level D	142	14	15
17.	74	Other installers, repairers and servicers and material handlers	NOC Skill Level C	141	20	21
18.	01	Senior managers - construction, transportation, production and utilities	NOC Skill Level A	138	17	16
19.	84	Workers in natural resources, agriculture and related production	NOC Skill Level C	138	49	30
20.	32	Technical occupations in health	NOC Skill Level B	127	20	16
21.	96	Labourers in processing, manufacturing and utilities	NOC Skill Level D	124	25	20.5
22.	44	Care providers and educational, legal and public protection support occupations	NOC Skill Level C	122	17	15
23.	15	Distribution, tracking and scheduling co-ordination occupations	NOC Skill Level C	112	17	16
24.	13	Finance, insurance and related business administrative occupations	NOC Skill Level B	89	24	16
25.	41	Professional occupations in law and social, community and government services	NOC Skill Level A	84	19	16
26.	42	Paraprofessional occupations in legal, social, community and education services	NOC Skill Level B	75	18	16
27.	21	Professional occupations in health (except nursing)	NOC Skill Level A	68	19	16

MULTILINGUAL JOB POSTINGS BY THE NUMBERS

ACTIVE POSTINGS
168

NEW POSTINGS
115

COMPANIES
96

LANGUAGES
9

OF DAYS POSTED

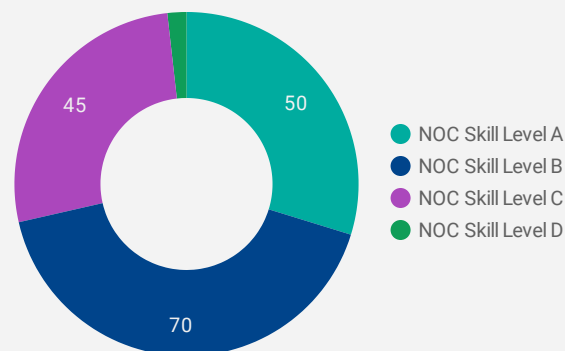
AVERAGE
17.5

MEDIAN
16

MULTILINGUAL JOB POSTINGS BY SKILL LEVEL

What language skills are employers looking for by occupational skill level?

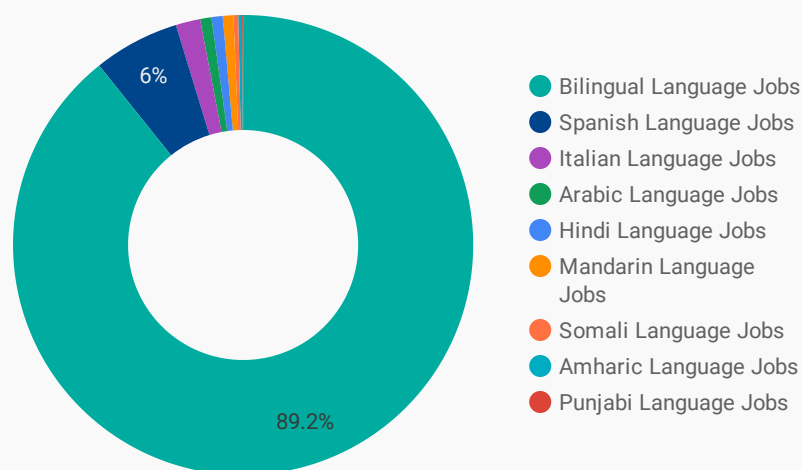
- 50** Skill Level A - Management/ Professional Occupations usually requiring University
- 70** Skill Level B - Usually college education or apprenticeship training
- 45** Skill Level C - Usually secondary education or occupation-specific training
- 3** Skill Level D - Usually on-the-job training



LANGUAGES	NOC Skill Level A	NOC Skill Level B	NOC Skill Level C	NOC Skill Level D
Bilingual Language Jobs	3
Spanish Language Jobs	5	4	2	
Italian Language Jobs	1	1		
Punjabi Language Jobs			1	
Amharic Language Jobs	1			
Somali Language Jobs	1			
Mandarin Language Jobs		1		

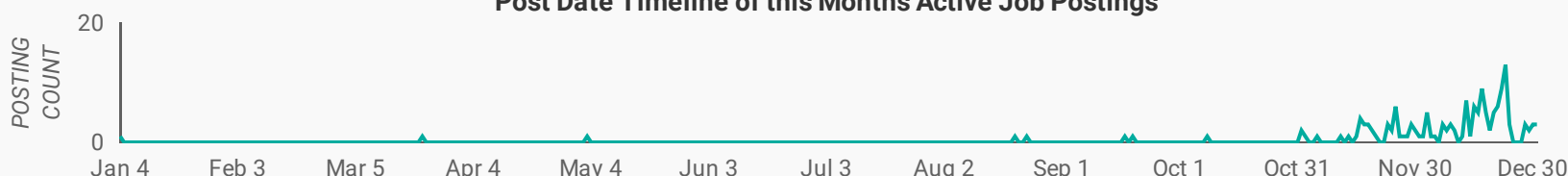
LANGUAGE SKILLS BREAKDOWN

Which kinds of language skills do employers seek?



	LANGUAGES	POSTING COUNT
1.	Bilingual Language Jobs	149
2.	Spanish Language Jobs	11
3.	Italian Language Jobs	2
4.	Mandarin Language Jobs	1
5.	Hindi Language Jobs	1
6.	Somali Language Jobs	1

Post Date Timeline of this Month's Active Job Postings



LANGUAGE SKILLS BEING RECRUITED BY SKILL TYPE

What language skills are sought by 1-Digit NOC?

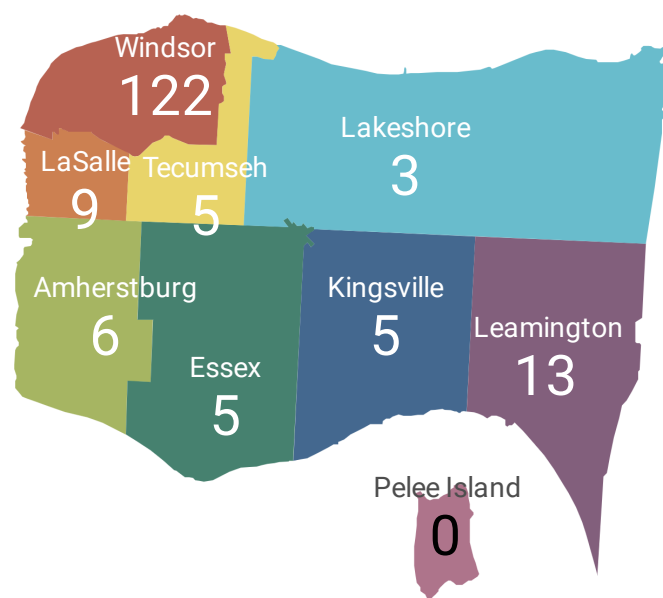
SKILL TYPE NAME	Bilingual ...	Spanish ...	Italian La...	Punjabi L...	Amharic ...	Somali L...	Grand total
Business, finance and administration occu...	43	2					48
Health occupations	6						6
Management occupations	8	2					10
Natural and applied sciences and related o...	9	4	1				14
Natural resources, agriculture and related ...	1	2					3
Occupations in art, culture, recreation and ...	1						1
Occupations in education, law and social, ...	28				1	1	30
Sales and service occupations	50	1	1				52
Trades, transport and equipment operator...	3			1			4
Grand total	149	11	2	1	1	1	168

MULTILINGUAL JOB POSTINGS BY MUNICIPALITY

What language skills are sought by 4-Digit NOC?

	MUNICIPALITY	POSTINGS	AVG POSTING LENGTH IN DAYS	MEDIAN POSTING LENGTH IN DAYS
1.	City of Windsor	122	19.3	16
2.	Municipality of Leamington	13	18.8	15
3.	Town of LaSalle	9	21.2	20.5
4.	Town of Amherstburg	6	17.0	15
5.	Town of Essex	5	21.7	16
6.	Town of Tecumseh	5	17.3	16
7.	Town of Kingsville	5	25.2	16.5
8.	Town of Lakeshore	3	26.0	16

	UPPER TIER	POSTINGS	AVG POSTING LENGTH IN DAYS	MEDIAN POSTING LENGTH IN DAYS
1.	City of Windsor	122	19.3	16
2.	Essex County	46	20.4	16



LANGUAGE DEMAND BY JOB

What language skills are sought by 4-Digit NOC?

4 DIGIT NOC NAME		POSTINGS ▾
1.	Other customer and information service...	18
2.	Retail salespersons	9
3.	Administrative assistants	9
4.	Insurance agents and brokers	7
5.	Other instructors	5
6.	Financial sales representatives	5
7.	Administrative officers	4
8.	Other financial officers	4
9.	Social workers	4
10.	Secondary school teachers	4
11.	Insurance adjusters and claims examiners	4
12.	Biologists and related scientists	4
13.	Mail, postal and related workers	4
14.	Home support workers, housekeepers an...	3
15.	Securities agents, investment dealers an...	3
16.	Elementary school and kindergarten teac...	3
17.	Medical administrative assistants	3
18.	Registered nurses and registered psychi...	3
19.	Retail sales supervisors	3
20.	Family, marriage and other related couns...	2
21.	Managers in health care	2
22.	Cleaning supervisors	2
23.	Business development officers and mark...	2
24.	Transport truck drivers	2
25.	Employment insurance, immigration, bor...	2
26.	Funeral directors and embalmers	2
27.	General office support workers	2
28.	Health information management occupa...	2
29.	User support technicians	2
30.	Store shelf stockers, clerks and order fill...	2
31.	Accounting technicians and bookkeepers	2
32.	Social policy researchers, consultants an...	2
		1 - 72 / 72 < >

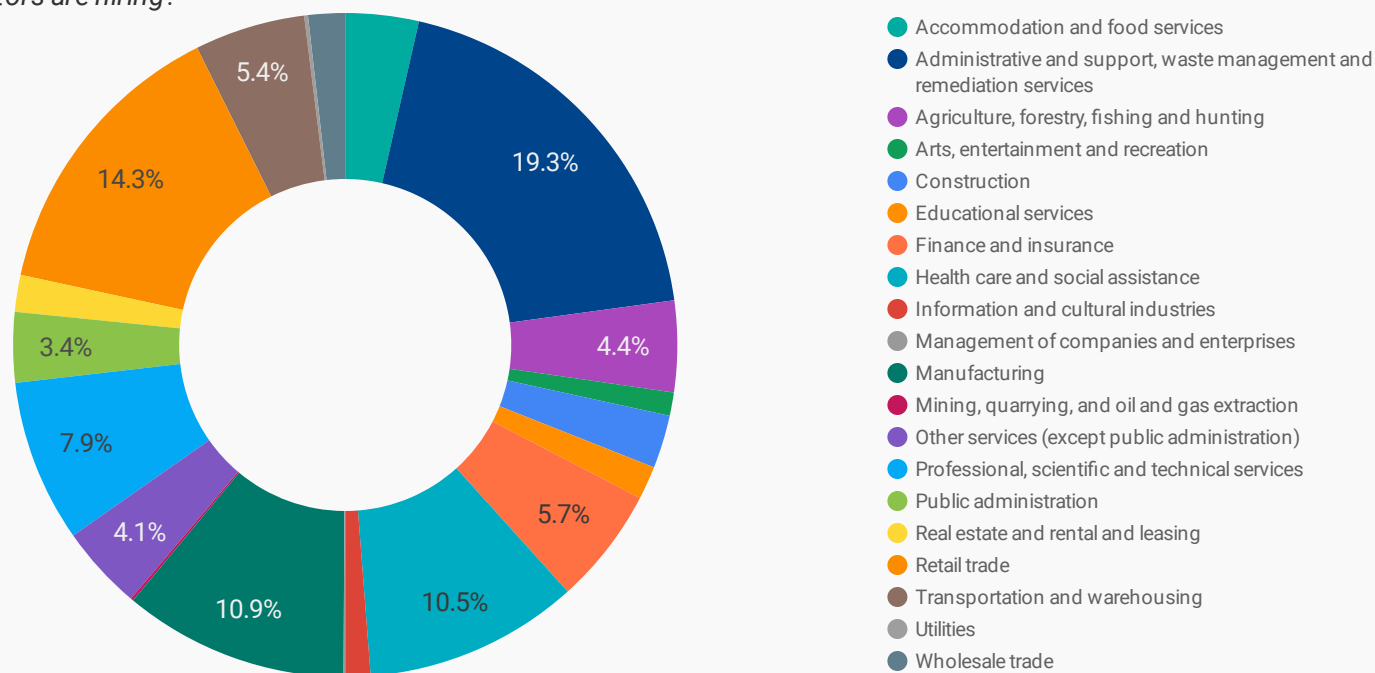
MULTILINGUAL HIRING EMPLOYERS

Which employers are seeking multilingual candidates?

COMPANY		POSTINGS ▾
1.	Varsity Tutors	8
2.	PWC / PricewaterhouseCoopers LLP	7
3.	Victorian Order of Nurses / VON Canada	6
4.	RONA Inc.	5
5.	Green Shield Canada	5
6.	Immigration, Refugees and Citizenship Canada	4
7.	Sun Life Financial Inc.	3
8.	Bell Canada	3
9.	Sykes Enterprises	3
10.	Canada Post	3
11.	Windsor-Essex Catholic District School Board	3
12.	Windsor Regional Hospital - Met Campus	3
13.	Hiatus House	3
14.	LCBO	3
15.	MOBIA Technology Innovations Inc.	3
16.	Mastronardi Produce Limited	2
17.	ELIANE'S KLOUVI CLEANING SERVICES	2
18.	Intuit	2
19.	Desjardins	2
20.	Conservation Land Stewardship	2
21.	Windsor, Corporation of the City of	2
22.	Collège Boréal (Windsor)	2
23.	TELUS International	2
24.	Bell	2
25.	Mucci Farms Ltd.	2
26.	RBC	2
27.	Desjardins Group / Mouvement Desjardins	2
		1 - 50 / 98 < >

TOP HIRING SECTORS BY 2-DIGIT NAICS CODE

What sectors are hiring?



	NAICS CODE	2-DIGIT NAICS LABEL	POSTING COUNT	AVG POSTING LENGTH IN DAYS	MEDIAN POSTING LENGTH IN DAYS
1.	56	Administrative and support, waste management and remediation services	949	19.5	16
2.	44-45	Retail trade	719	18.4	15
3.	31-33	Manufacturing	606	18.9	16
4.	62	Health care and social assistance	516	19.6	16
5.	54	Professional, scientific and technical services	409	18.8	16
6.	52	Finance and insurance	277	18.0	15
7.	48-49	Transportation and warehousing	271	17.9	15
8.	11	Agriculture, forestry, fishing and hunting	270	31.7	21
9.	81	Other services (except public administration)	264	21.9	19
10.	72	Accommodation and food services	204	20.8	15
11.	91	Public administration	186	16.7	16
12.	23	Construction	160	25.6	16
13.	41	Wholesale trade	99	19.2	16
14.	53	Real estate and rental and leasing	96	17.8	15
15.	61	Educational services	93	18.4	20
16.	51	Information and cultural industries	63	17.7	16
17.	71	Arts, entertainment and recreation	55	18.3	21
18.	22	Utilities	8	13.9	18
19.	21	Mining, quarrying, and oil and gas extraction	5	21.0	21
20.	55	Management of companies and enterprises	3	18.0	18

NOTE: NAICS code 56 includes Employment Agencies. Manufacturing includes codes 31-33, Retail Trade includes codes 44-45 and Transportation and Warehousing includes codes 48-49.

TOP HIRING SECTORS BY 3-DIGIT NAICS CODE

What sectors are hiring?

	NAICS CODE	3-DIGIT NAICS LABEL	POSTING COUNT ▾	AVERAGE POSTING LENGTH IN DAYS	MEDIAN POSTING LENGTH IN DAYS
1.	561	Administrative and support services	930	19.6	16
2.	541	Professional, scientific and technical services	409	18.8	16
3.	111	Crop production	257	31.9	21
4.	621	Ambulatory health care services	182	18.6	15
5.	336	Transportation equipment manufacturing	181	19.4	21
6.	722	Food services and drinking places	177	21.2	15
7.	522	Credit intermediation and related activities	162	18.9	15
8.	623	Nursing and residential care facilities	153	22.0	15
9.	913	Local, municipal and regional public administration	151	16.8	15
10.	484	Truck transportation	147	16.8	15
11.	333	Machinery manufacturing	147	18.5	16
12.	445	Food and beverage stores	140	16.3	15
13.	813	Religious, grant-making, civic, and professional and similar organizations	135	23.8	16
14.	624	Social assistance	126	18.4	15
15.	446	Health and personal care stores	115	17.4	15
16.	332	Fabricated metal product manufacturing	109	18.5	16
17.	444	Building material and garden equipment and supplies dealers	96	14.3	15
18.	611	Educational services	93	18.4	20
19.	238	Specialty trade contractors	91	27.8	16
20.	448	Clothing and clothing accessories stores	88	22.5	21
21.	492	Couriers and messengers	87	16.5	16
22.	811	Repair and maintenance	68	19.5	16
23.	531	Real estate	66	16.7	15
24.	524	Insurance carriers and related activities	65	18.4	20
25.	452	General merchandise stores	64	21.8	21
26.	453	Miscellaneous store retailers	62	25.2	21
27.	441	Motor vehicle and parts dealers	59	17.7	16
28.	812	Personal and laundry services	55	22.7	21
29.	622	Hospitals	55	20.1	21
30.	236	Construction of buildings	50	21.6	15
31.	712	Amusement, gambling and recreation industries	50	19.2	21

TOP HIRING SECTORS BY 4-DIGIT NAICS CODE

What sectors are hiring?

	NAICS CODE	4-DIGIT NAICS LABEL	POSTING COUNT ▾	AVERAGE POSTING LENGTH IN DAYS	MEDIAN POSTING DAYS IN LENGTH
1.	5613	Employment services	742	19.4	16
2.	1119	Other crop farming	172	33.6	21
3.	7225	Full-service restaurants and limited-service eating places	160	21.6	15
4.	9139	Other local, municipal and regional public administration	148	16.8	15
5.	4841	General freight trucking	141	16.9	15
6.	5221	Depository credit intermediation	132	17.9	15
7.	8134	Civic and social organizations	121	25.8	21
8.	4451	Grocery stores	119	16.2	15
9.	5413	Architectural, engineering and related services	116	21.0	16
10.	4461	Health and personal care stores	115	17.4	15
11.	3361	Motor vehicle manufacturing	105	20.0	21
12.	5416	Management, scientific and technical consulting services	100	20.9	15
13.	3335	Metalworking machinery manufacturing	96	18.8	16
14.	4441	Building material and supplies dealers	94	14.3	15
15.	6231	Nursing care facilities	91	19.0	15
16.	4481	Clothing stores	86	22.7	21
17.	5419	Other professional, scientific and technical services	83	14.3	15
18.	3363	Motor vehicle parts manufacturing	74	18.8	18
19.	1114	Greenhouse, nursery and floriculture production	69	31.6	21
20.	5617	Services to buildings and dwellings	64	21.0	16
21.	5616	Investigation and security services	58	19.7	19.5
22.	6241	Individual and family services	57	20.4	16
23.	6233	Community care facilities for the elderly	57	26.8	21
24.	5242	Agencies, brokerages and other insurance related activities	56	18.1	18
25.	6221	General medical and surgical hospitals	55	20.1	21
26.	6214	Out-patient care centres	52	18.0	15
27.	8111	Automotive repair and maintenance	51	19.4	18.5
28.	4431	Electronics and appliance stores	49	16.4	15.5
29.	7139	Other amusement and recreation industries	47	18.6	21
30.	4922	Local messengers and local delivery	46	16.9	16
31.	6213	Offices of other health practitioners	46	21.3	21

TOP HIRING SECTORS BY 5-DIGIT NAICS CODE

What sectors are hiring?

	NAICS CODE	5-DIGIT NAICS LABEL	POSTING COUNT ▾	AVERAGE POSTING LENGTH IN DAYS	MEDIAN POSTING LENGTH IN DAYS
1.	56131	Employment placement agencies and executive search services	742	19.4	16
2.	11199	All other crop farming	172	33.6	21
3.	72251	Full-service restaurants and limited-service eating places	160	21.6	15
4.	91391	Other local, municipal and regional public administration	148	16.8	15
5.	48412	General freight trucking, long distance	123	17.0	15
6.	81341	Civic and social organizations	121	25.8	21
7.	52211	Banking	114	17.9	15
8.	44511	Supermarkets and other grocery (except convenience) stores	107	15.9	15
9.	33611	Automobile and light-duty motor vehicle manufacturing	103	20.1	21
10.	33351	Metalworking machinery manufacturing	96	18.8	16
11.	54133	Engineering services	96	19.6	16
12.	62311	Nursing care facilities	91	19.0	15
13.	44413	Hardware stores	83	12.5	15
14.	44611	Pharmacies and drug stores	81	16.2	15
15.	33637	Motor vehicle metal stamping	72	18.9	20
16.	62331	Community care facilities for the elderly	57	26.8	21
17.	62211	General medical and surgical hospitals	55	20.1	21
18.	62149	Other out-patient care centres	52	18.0	15
19.	44314	Electronics and appliance stores	49	16.4	15.5
20.	54161	Management consulting services	49	20.0	15
21.	52421	Insurance agencies and brokerages	48	18.4	20
22.	54199	All other professional, scientific and technical services	47	12.4	16
23.	56172	Janitorial services	47	21.6	21
24.	54169	Other scientific and technical consulting services	47	22.2	15
25.	49221	Local messengers and local delivery	46	16.9	16
26.	56161	Investigation, guard and armoured car services	43	20.3	20
27.	33221	Cutlery and hand tool manufacturing	43	15.3	15
28.	33299	All other fabricated metal product manufacturing	41	20.0	21
29.	49211	Couriers	41	16.0	21
30.	56191	Packaging and labelling services	40	20.1	16
31.	45299	All other general merchandise stores	39	22.6	21

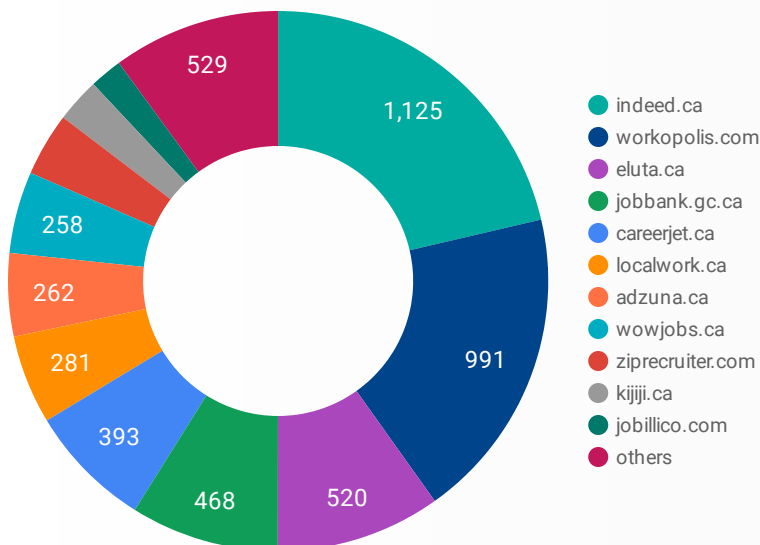
TOP HIRING SECTORS BY 6-DIGIT NAICS CODE

What sectors are hiring?

	NAICS CODE	6-DIGIT NAICS LABEL	POSTING COUNT ▾	AVG POSTING LENGTH IN DAYS	MEDIAN POSTING LENGTH IN DAYS
1.	561310	Employment placement agencies and executive search services	742	19.4	16
2.	913910	Other local, municipal and regional public administration	148	16.8	15
3.	111993	Fruit and vegetable combination farming	130	33.9	21
4.	813410	Civic and social organizations	121	25.8	21
5.	522111	Personal and commercial banking industry	114	17.9	15
6.	445110	Supermarkets and other grocery (except convenience) stores	107	15.9	15
7.	484122	General freight trucking, long distance, less than truck-load	106	17.4	15
8.	336110	Automobile and light-duty motor vehicle manufacturing	103	20.1	21
9.	541330	Engineering services	96	19.6	16
10.	623110	Nursing care facilities	91	19.0	15
11.	722512	Limited-service eating places	90	17.4	15
12.	333511	Industrial mould manufacturing	87	18.7	16
13.	444130	Hardware stores	83	12.5	15
14.	446110	Pharmacies and drug stores	81	16.2	15
15.	336370	Motor vehicle metal stamping	72	18.9	20
16.	722511	Full-service restaurants	70	25.9	15
17.	623310	Community care facilities for the elderly	57	26.8	21
18.	622111	General (except paediatric) hospitals	55	20.1	21
19.	621494	Community health centres	52	18.0	15
20.	524210	Insurance agencies and brokerages	48	18.4	20
21.	443143	Appliance, television and other electronics stores	48	16.4	15
22.	561722	Janitorial services (except window cleaning)	47	21.6	21
23.	541690	Other scientific and technical consulting services	47	22.2	15
24.	541990	All other professional, scientific and technical services	47	12.4	16
25.	492210	Local messengers and local delivery	46	16.9	16
26.	332210	Cutlery and hand tool manufacturing	43	15.3	15
27.	561612	Security guard and patrol services	42	20.3	20
28.	111999	All other miscellaneous crop farming	42	31.5	21
29.	332999	All other miscellaneous fabricated metal product manufacturing	41	20.0	21
30.	492110	Couriers	41	16.0	21
31.	561910	Packaging and labelling services	40	20.1	16

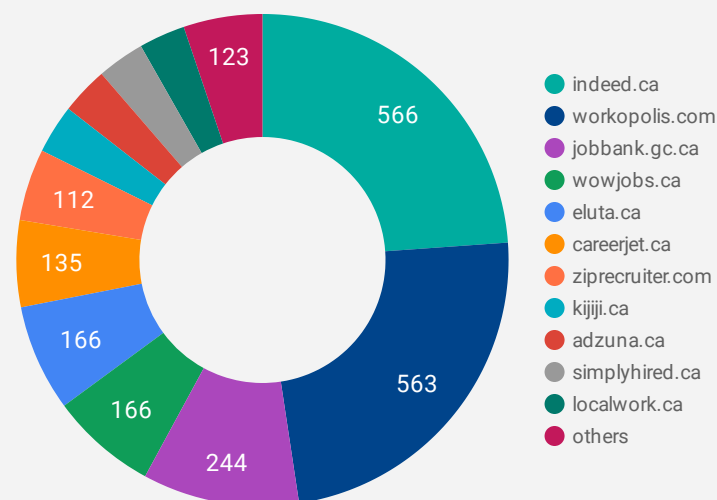
JOB POSTINGS BY JOB BOARD

What share of unique job postings appear on each job board?



COMPANIES BY JOB BOARD

What share of unique job postings appear on each job board?



JOB POSTING DETAILS BY JOB BOARD

How does job posting activity differ by job board?

	JOB BOARD	POSTING COUNT	AVG POSTING LENGTH IN DAYS	MEDIAN POSTING LENGTH IN DAYS	# OF COMPANIES
1.	indeed.ca	1,125	21	21	566
2.	workopolis.com	991	15	15	563
3.	eluta.ca	520	20	21	166
4.	jobbank.gc.ca	468	36	17	244
5.	careerjet.ca	393	32	21	135
6.	localwork.ca	281	3	2	72
7.	adzuna.ca	262	15	15	74
8.	wowjobs.ca	258	16	16	166
9.	ziprecruiter.com	200	17	16	112
10.	kijiji.ca	140	15	15	76
11.	jobillico.com	103	36	31	43
12.	simplyhired.ca	94	15	15	74
13.	uhc.ca	75	6	6	1
14.	citywindsor.ca	61	136	50	3
15.	careerbuilder.ca	39	25	30	11
16.	careerarc.com	35	23	20	9
17.	canadianexecutivesearch.com	29	18	20	1
18.	careers.lemington.ca	27	14	17	1

MAPPING THIS MONTH'S ACTIVE JOB POSTINGS IN WINDSOR-ESSEX

How many job postings were active for at least 1 day this month?

