

# JOB DEMAND REPORT

## NOVEMBER 2021

### HIGHLIGHTS

#### JOB POSTINGS BY THE NUMBERS

TOTAL POSTINGS	NEW THIS MONTH	COMPANIES	JOB BOARDS
7,104	3,683	2,019	48

#### # OF DAYS POSTED

AVERAGE	MEDIAN
20.6	16

### REPORT BUILDER

The default filter selection below will show all job demand data for the month. You can use the filters to create a customized report for the purpose of understanding a subset of the data.

#### OCCUPATION FILTERS

SKILL TYPE NAME / 1-DIGIT NOC	▼
MAJOR GROUP / 2-DIGIT NOC	▼
MINOR GROUP / 3-DIGIT NOC	▼
UNIT GROUP / 4-DIGIT NOC	▼
SKILL LEVEL	▼
JOB TYPE	▼
JOB DURATION	▼
ADDITIONAL LANGUAGE	▼
SPECIFIC JOB TAGS	▼

#### INDUSTRY/SECTOR FILTERS

HIRING SECTOR BY 2-DIGIT NAICS CODE	▼
HIRING SECTOR BY 3-DIGIT NAICS CODE	▼
HIRING SECTOR BY 4-DIGIT NAICS CODE	▼
HIRING SECTOR BY 5-DIGIT NAICS CODE	▼
HIRING SECTOR BY 6-DIGIT NAICS CODE	▼

#### OTHER FILTERS

MUNICIPALITY	▼
CITY OR COUNTY	▼
JOB BOARD	▼

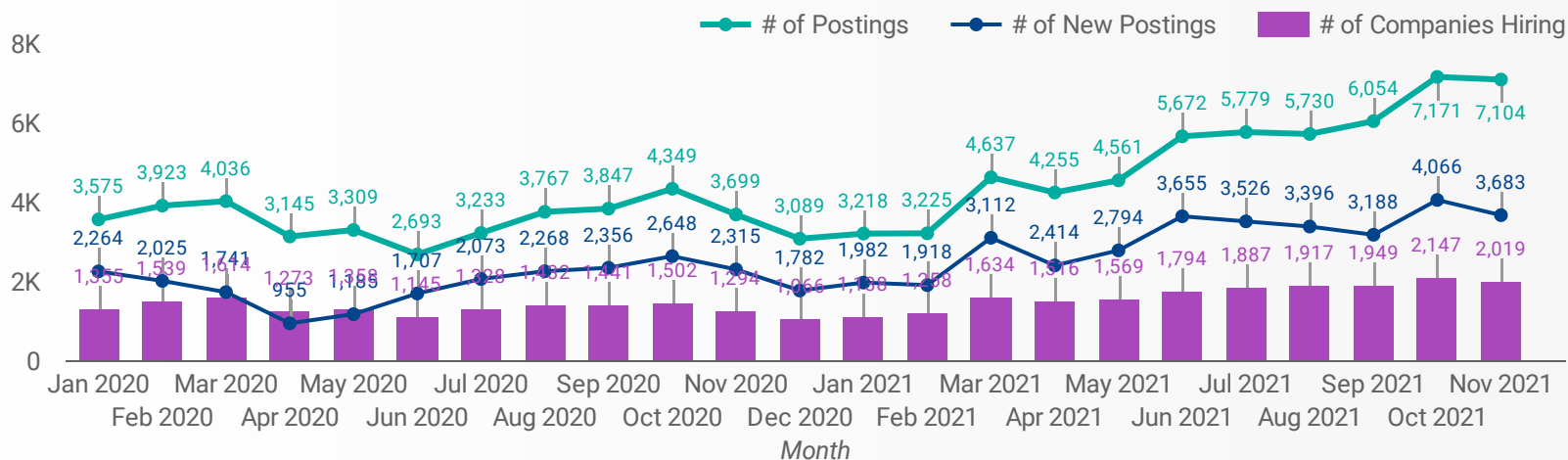
NOC = National Occupation Classification | NAICS = North American Industry Classification System

#### Source:

Job posting data collected by Workforce WindsorEssex from job boards and employer websites who recruit candidates in Windsor-Essex.

## JOB POSTINGS BY MONTH FOR WINDSOR-ESSEX

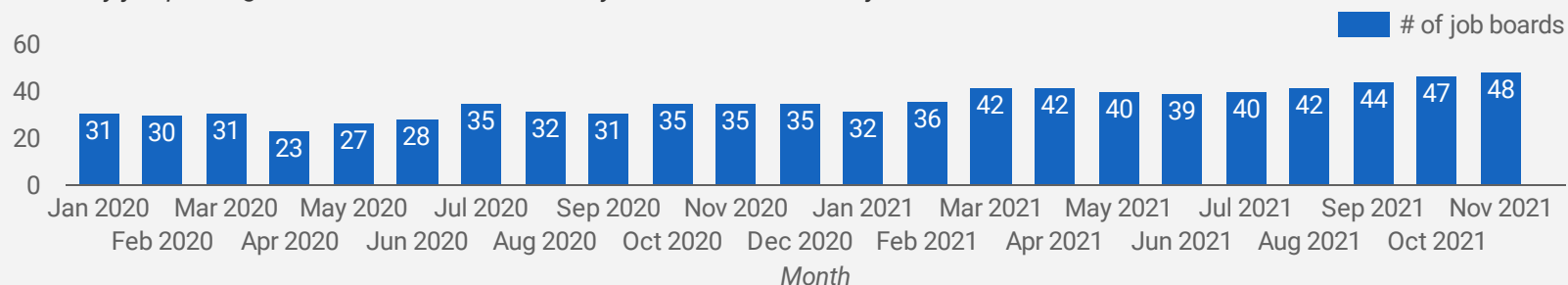
How many job postings were active for at least 1 day this month?



NOTE: This graph cannot be filtered using the controls on the cover page

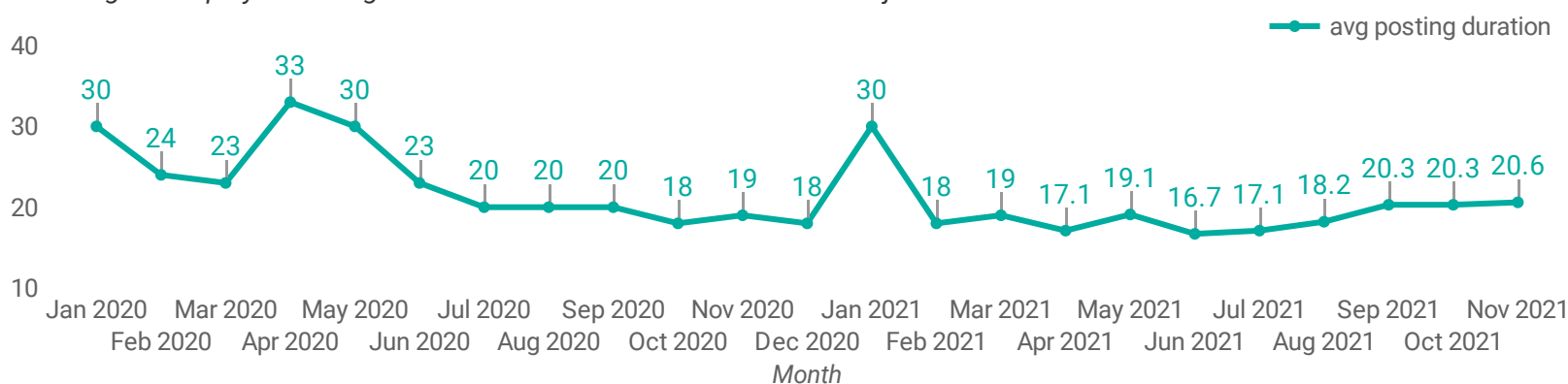
## NUMBER OF ACTIVE JOB BOARDS

How many job postings were active for at least 1 day this month on these job boards?



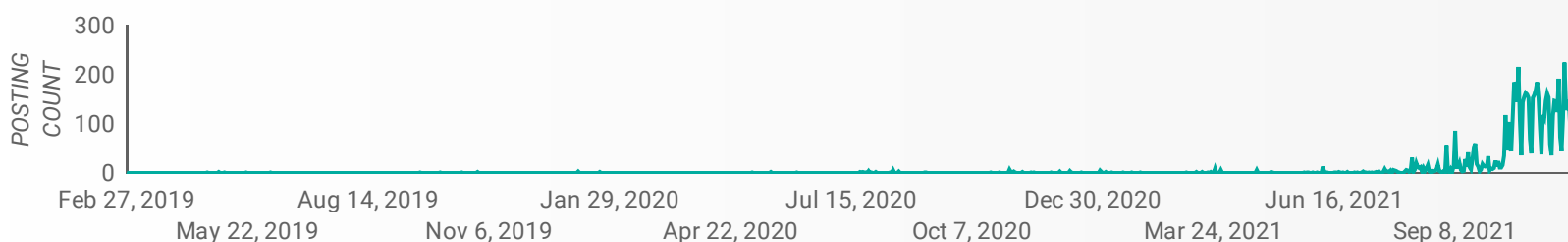
## AVG & MEDIAN POSTING LENGTH BY DAYS

How long are employers having to recruit for to find candidates to fill their job vacancies?



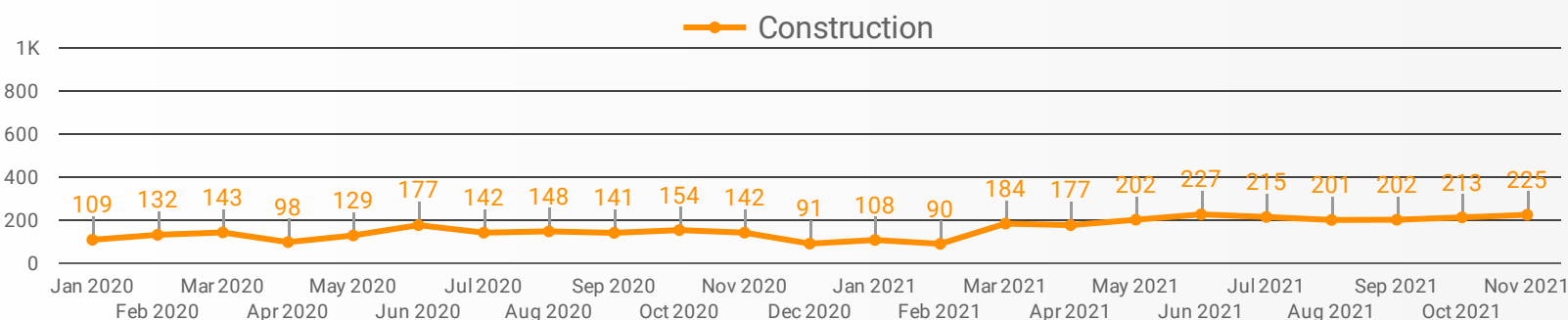
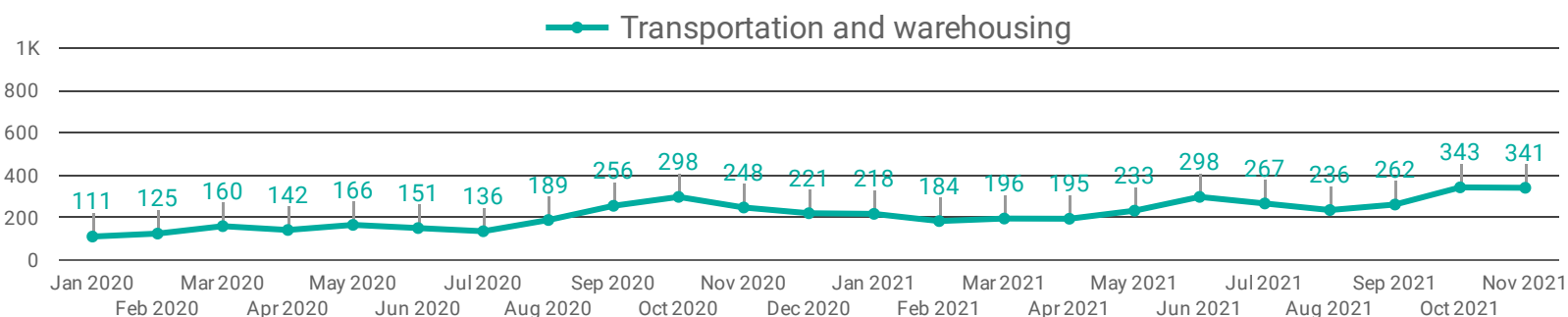
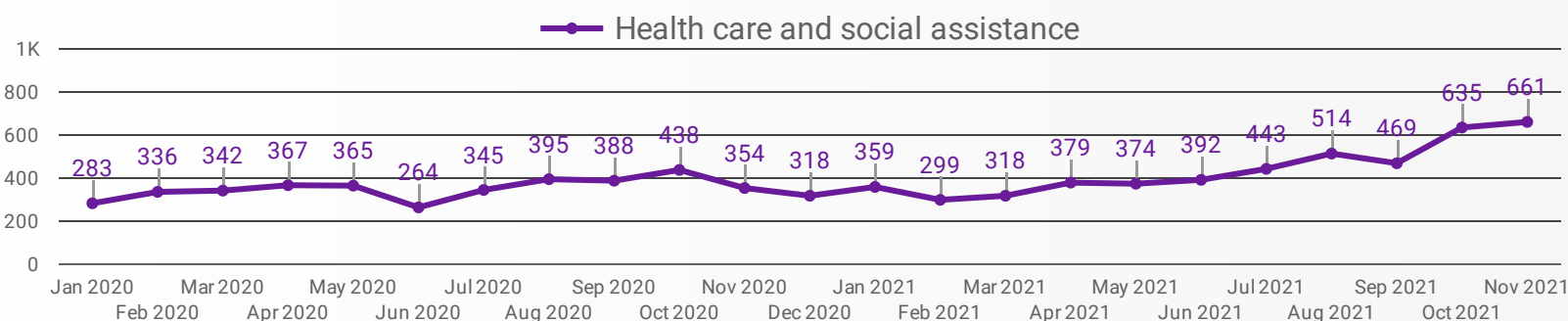
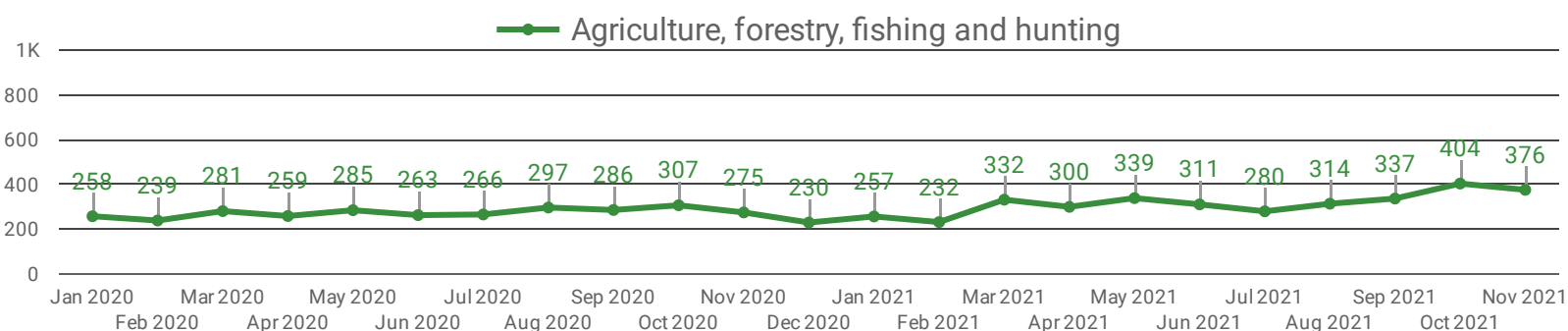
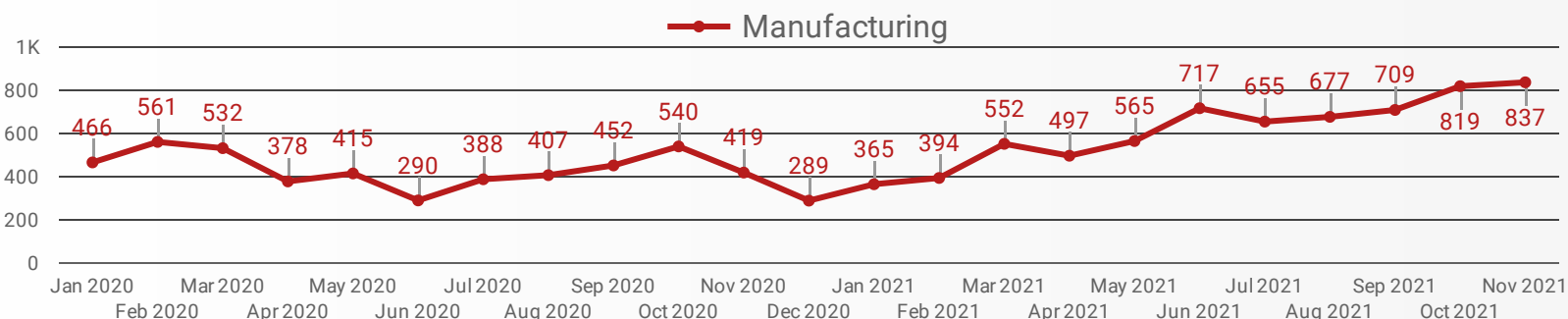
## POST DATE TIMELINE FOR THIS MONTH'S ACTIVE JOB POSTINGS

How many job postings were active for at least 1 day this month?



## DEMAND BY KEY SECTOR (WINDSOR-ESSEX)

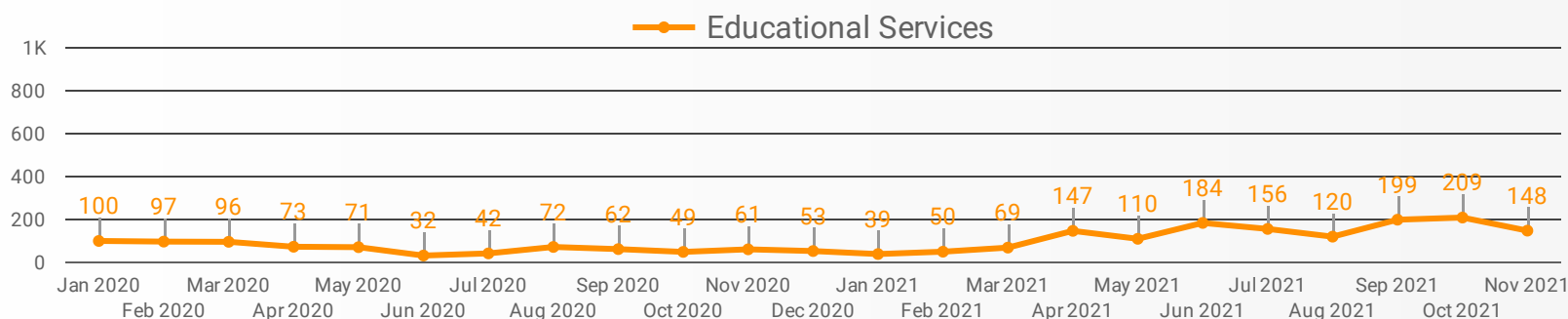
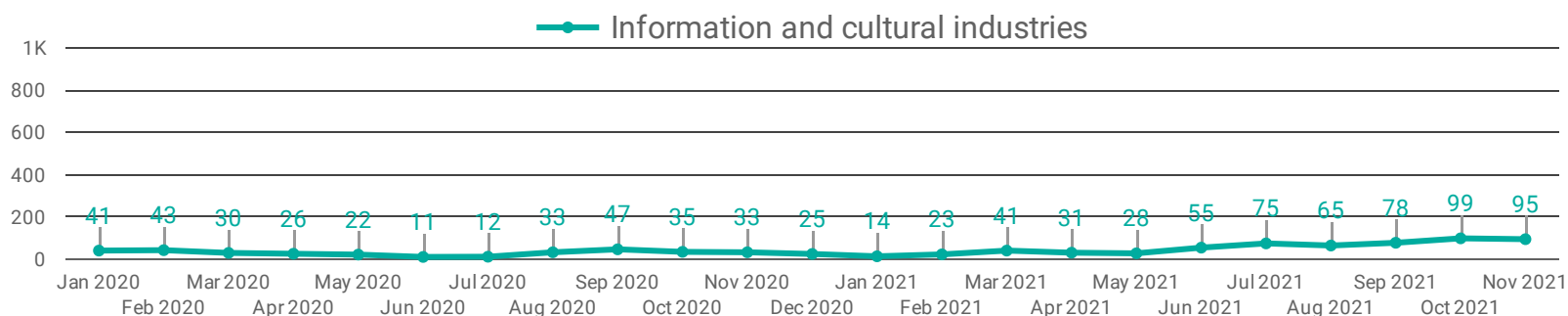
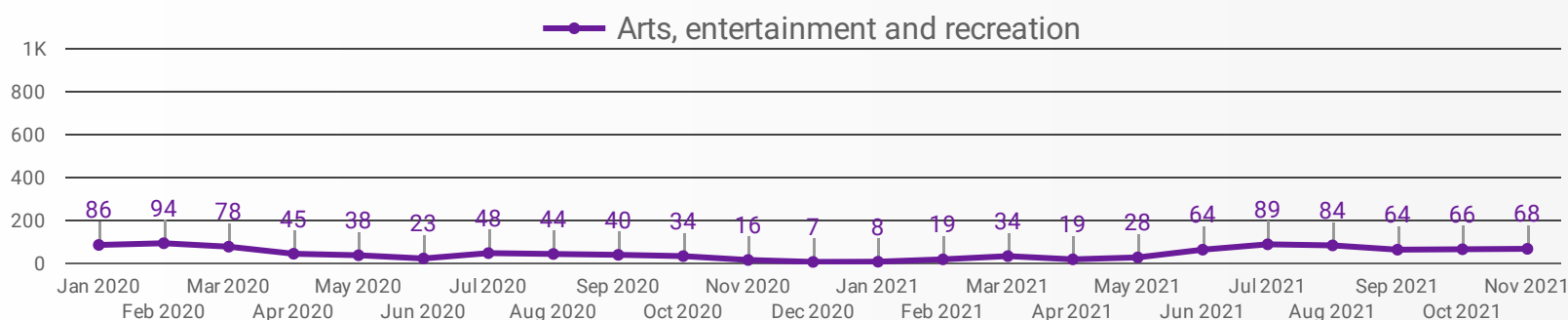
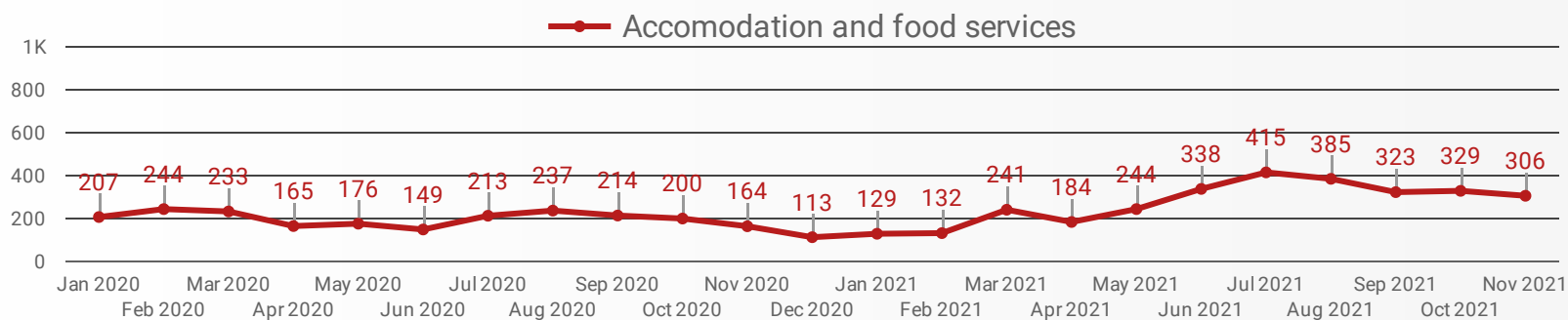
How many job postings were active for at least 1 day this month by sector?



NOTE: This graph cannot be filtered using the controls on the cover page

## DEMAND BY IMPACTED SECTOR (WINDSOR-ESSEX)

How many job postings were active for at least 1 day this month by sector?



NOTE: This graph cannot be filtered using the controls on the cover page

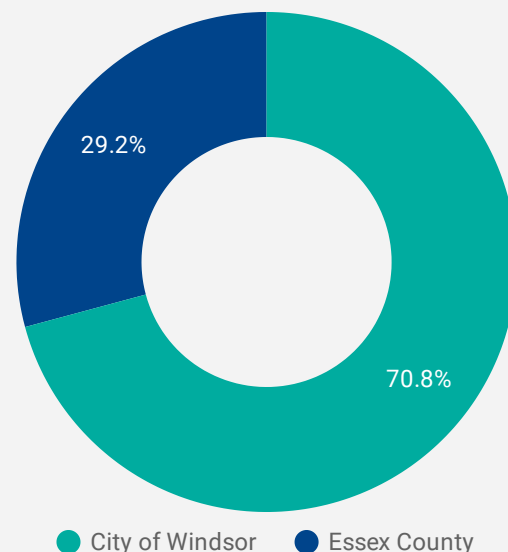
## JOB POSTINGS BY MUNICIPALITY

Where are job opportunities being offered?

	MUNICIPALITY	POSTING COUNT	AVG POSTING LENGTH IN DAYS	MEDIAN POSTING LENGTH IN DAYS
1.	City of Windsor	5,000	20.3	16
2.	Municipality of Leamington	558	21.2	16
3.	Town of Tecumseh	402	19.8	16
4.	Town of Kingsville	378	23.1	21
5.	Town of Essex	247	22.9	19
6.	Town of Lakeshore	168	24.9	16
7.	Town of Amherstburg	157	17.3	15
8.	Town of LaSalle	151	18.8	16

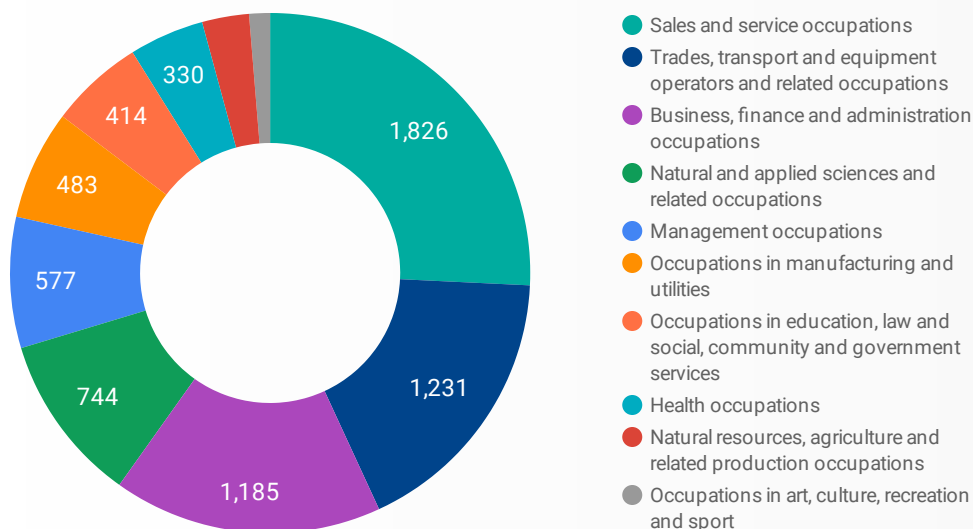
## URBAN & RURAL DEMAND

Job Postings by Location



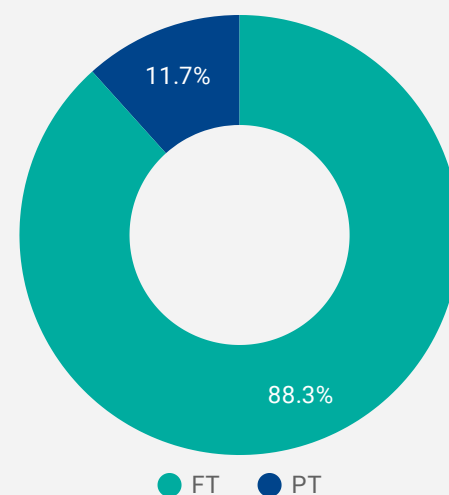
## JOB POSTINGS BY SKILL TYPE

What skill type is being recruited?



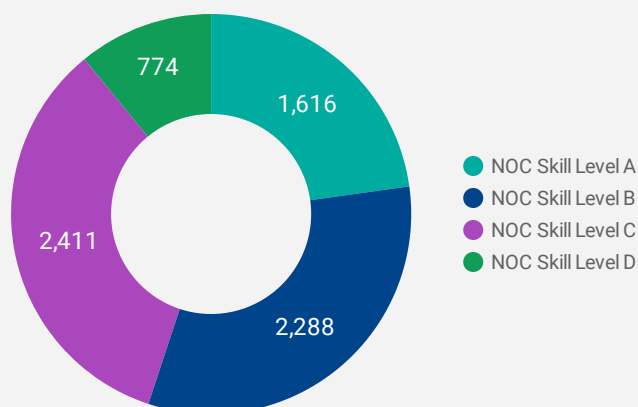
## JOB TYPE

Full-time vs Part-time



## JOB POSTINGS BY SKILL LEVEL

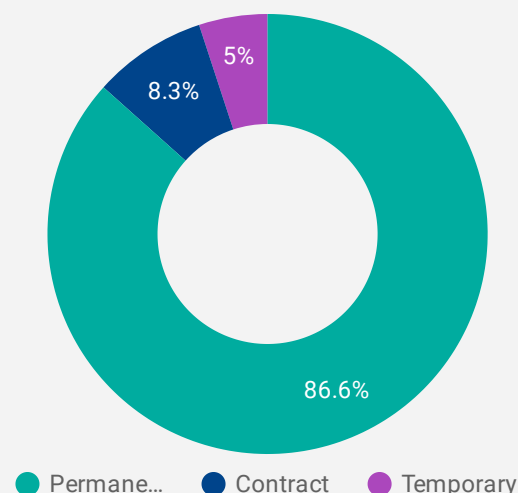
What education do occupations typically require?



Skill Level A = Usually University education | Skill Level B = Usually College education or Apprenticeship training | Skill Level C = Usually Secondary education or occupation-specific training | Skill Level D = Usually on-the-job training

## JOB DURATION

Permanency of jobs posted



## TOP HIRING COMPANIES & AGENCIES

What companies are hiring?

	COMPANY	COMMUNITY	POSTINGS ▾	AVERAGE POSTING DURATION IN DAYS	MEDIAN POSTING DURATION IN DAYS
1.	Loblaw Companies Limited	Windsor	85	18.2	15
2.	Windsor, Corporation of the City of	Windsor	75	37.4	21
3.	Mastronardi Produce Limited	Kingsville	65	19.4	21
4.	Personnel by Prostaff	Windsor	65	15.6	16
5.	Windsor Regional Hospital - Met Campus	Windsor	64	20.8	21
6.	City of Windsor Employment and Training Services (Windsor)	Windsor	58	194.9	197
7.	The Electromac Group	Windsor	49	15.9	15
8.	Municipality of Leamington	Leamington	40	11.4	9
9.	Hiram Walker & Sons Limited	Windsor	39	19.4	21
10.	FCA Canada Inc.	Windsor	39	51.1	58
11.	Mucci Farms Ltd.	Kingsville	36	22.5	21
12.	McDonald's Restaurants	Windsor	35	14.5	15
13.	Shoppers Drug Mart / Pharmaprix	Windsor	34	13.4	13
14.	Home Depot of Canada Inc.	Windsor	33	13.6	15
15.	UPS Canada	Windsor	33	23.8	21
16.	MEDA Engineering and Technical Services, LLC	Windsor	30	16.0	16
17.	Ground Effects Ltd.	Windsor	29	20.3	21
18.	Bartech Canada	Windsor	29	6.8	7
19.	Lowe's Canada	Windsor	29	25.5	15
20.	RGBSI	Windsor	29	14.0	16
21.	Express Employment Professionals	Windsor	29	19.1	21
22.	Catalent Pharma Solutions	Windsor	28	21.7	21
23.	Windsor-Essex Catholic District School Board	Windsor	27	39.5	41
24.	BELFOR Canada	Windsor	25	13.2	15
25.	Scotiabank	Windsor	24	19.6	21
26.	TJX Canada	Windsor	23	15.2	17
27.	Impact Staffing Inc.	Windsor	23	21.6	22
28.	Rock FOC Technology	Windsor	22	65.6	54
29.	HUB International Limited	Windsor	22	21.0	21
30.	University of Windsor	Windsor	21	18.2	19

## TOP HOURLY WAGES IN JOB POSTINGS

What are employers willing to pay to find the perfect candidate?

# of Minimum Wage Jobs

130

	JOB TITLE	COMPANY	LOCATION	WAGE POTENTIAL ▾
1.	Systems Analyst	Personnel by Elsie	Town of Kingsville	\$85 
2.	Training And Development Coordinator	Epitex	City of Windsor	\$68 
3.	Manager, Development and Marketing (12 Month Contract)	Art Gallery of Windsor	#N/A	\$60 
4.	After Hours Administrator	Erie Shores HealthCare	Municipality of Leamington	\$55.55 
5.	Moving Team Of 2 Needed For Residential Moves - \$55/HR Pay	Kijiji Jobs	City of Windsor	\$55 
6.	Operating Room Rpn/lpn ( Travel Assignment)	Gratitude Health	City of Windsor	\$55 
7.	Manager of Content Marketing	Tourism Windsor Essex Pelee Island	#N/A	\$55 
8.	Campus Recreation Aquatics/summer Camp Assistant Coordinator	University of Windsor	City of Windsor	\$52.94 
9.	Chief Executive Officer - CEO - Viscon Group NA Ltd.	Viscon Group North America Ltd	Town of Kingsville	\$51.5 
10.	Chief Executive Officer (ceo) - Manufacturing Company	Viscon Group NA Ltd	Town of Kingsville	\$51.5 
				1 - 100 / 1779 < >

## TOP SALARIES IN JOB POSTINGS

What are employers willing to pay to find the perfect candidate?

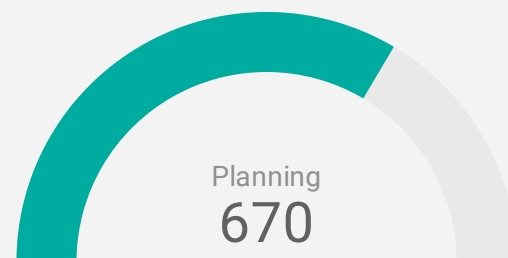
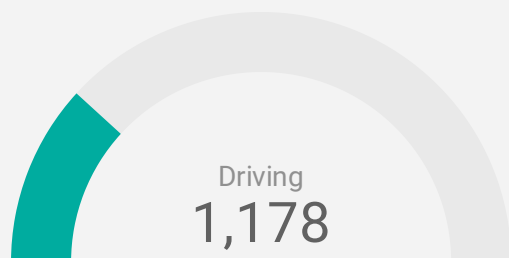
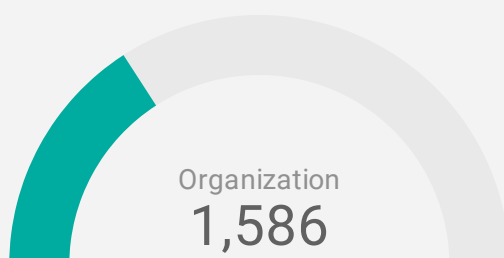
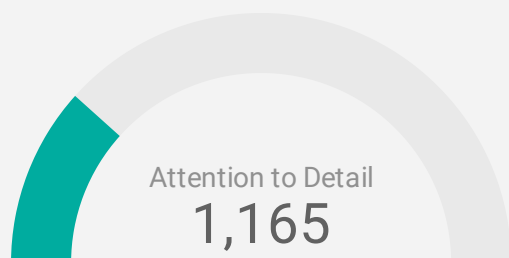
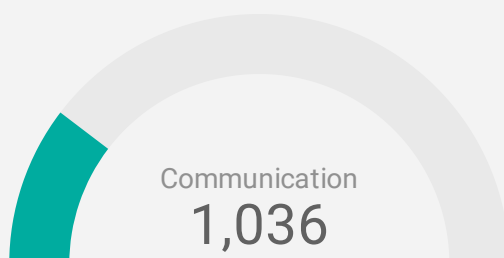
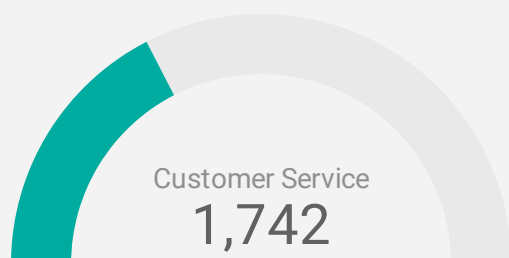
	JOB TITLE	COMPANY	LOCATION	SALARY POTENTIAL ▾
1.	Real Estate Agent - Pre-qualified Buyers & Seller Meetings Booked For You!	Zoocasa	City of Windsor	\$350,000 
2.	Real Estate Agent - Pre-qualified Buyers Seller Meetings Booked For You!	Zoocasa	City of Windsor	\$350,000 
3.	Owner Operator Truck Driver	Movin' Freight Ltd.	Town of Tecumseh	\$300,000 
4.	Regional Sales Closer	Provincial Smart Home Services	City of Windsor	\$250,000 
5.	Vice President, Wealth Management	Motor City Community Credit Union	City of Windsor	\$241,148 
6.	Psychologist - Psychoeducational Assessments	Edcommode	City of Windsor	\$224,975 
7.	Medical Consultant	Ministry of Labour, Training and Skills Development	City of Windsor	\$219,061 
8.	Chief Financial Officer	Goudreau Personnel by Swinton Ltd.	City of Windsor	\$215,000 
9.	Home Delivery Owner/operator	The Carr Group	City of Windsor	\$200,000 
				1 - 100 / 2828 < >

## TOP IN-DEMAND SKILLS

How many times were these skills found in job postings?

ACTIVE JOB POSTINGS THIS MONTH

7,104



## KEY JOB REQUIREMENTS

How often are these requirements desired in job postings?

ACTIVE JOB POSTINGS THIS MONTH

7,104



Driver's License  
19



First Aid  
226



Regular Access to a Vehicle  
219



Criminal Record Check  
275



Microsoft Office  
512



Food Safety  
155



## JOB POSTINGS BY 4-DIGIT NOC, SKILL LEVEL, FREQUENCY & DURATION

*What jobs are hard-to-fill and/or in-demand?*

	4-DIGIT NOC CODE	4-DIGIT NOC LABEL	OCCUPATION'S SKILL LEVEL	POSTING COUNT ▾	AVG POSTING LENGTH IN DAYS	MEDIAN POSTING LENGTH IN DAYS
1.	6421	Retail salespersons	NOC Skill Level C	441	17	18
2.	7452	Material handlers	NOC Skill Level C	193	20	21
3.	7511	Transport truck drivers	NOC Skill Level C	170	22	16
4.	6552	Other customer and information services representatives	NOC Skill Level C	145	18	16
5.	6711	Food counter attendants, kitchen helpers and related support occupations	NOC Skill Level D	140	16	15
6.	621	Retail and wholesale trade managers	NOC Skill Level A	133	18	16
7.	1241	Administrative assistants	NOC Skill Level B	122	20	21
8.	6622	Store shelf stockers, clerks and order fillers	NOC Skill Level D	121	17	15
9.	2133	Electrical and electronics engineers	NOC Skill Level A	121	18	16
10.	4412	Home support workers, housekeepers and related occupations	NOC Skill Level C	117	22	18.5
11.	8431	General farm workers	NOC Skill Level C	112	48	32
12.	7514	Delivery and courier service drivers	NOC Skill Level C	108	18	15
13.	6322	Cooks	NOC Skill Level B	104	21	15
14.	1114	Other financial officers	NOC Skill Level A	92	21	21
15.	9619	Other labourers in processing, manufacturing and utilities	NOC Skill Level D	89	21	21
16.	6733	Janitors, caretakers and building superintendents	NOC Skill Level D	87	19	16
17.	1311	Accounting technicians and bookkeepers	NOC Skill Level B	81	21	16
18.	6731	Light duty cleaners	NOC Skill Level D	80	20	16
19.	6541	Security guards and related security service occupations	NOC Skill Level C	79	18	16
20.	7232	Tool and die makers	NOC Skill Level B	72	16	15.5
21.	1521	Shippers and receivers	NOC Skill Level C	71	17	16
22.	6211	Retail sales supervisors	NOC Skill Level B	64	19	21
23.	7311	Construction millwrights and industrial mechanics	NOC Skill Level B	63	22	21
24.	9416	Metalworking and forging machine operators	NOC Skill Level C	62	18	16
25.	6222	Retail and wholesale buyers	NOC Skill Level B	62	18	21
26.	9417	Machining tool operators	NOC Skill Level C	62	21	20
27.	7231	Machinists and machining and tooling inspectors	NOC Skill Level B	61	24	21
28.	3012	Registered nurses and registered psychiatric nurses	NOC Skill Level A	56	26	21
29.	8432	Nursery and greenhouse workers	NOC Skill Level C	56	37	30
30.	7611	Construction trades helpers and labourers	NOC Skill Level D	55	16	15

## JOB POSTINGS BY 3-DIGIT NOC, SKILL LEVEL, FREQUENCY & DURATION

What jobs are hard to fill and/or in-demand?

	3-DIGIT NOC CODE	3-DIGIT NOC LABEL	OCCUPATION'S SKILL LEVEL	POSTING COUNT ▾	AVG POSTING LENGTH IN DAYS	MEDIAN POSTING LENGTH IN DAYS
1.	642	Retail salespersons	NOC Skill Level C	441	17	18
2.	751	Motor vehicle and transit drivers	NOC Skill Level C	297	20	16
3.	213	Civil, mechanical, electrical and chemical engineers	NOC Skill Level A	198	18	16
4.	723	Machining, metal forming, shaping and erecting trades	NOC Skill Level B	196	22	17
5.	745	Longshore workers and material handlers	NOC Skill Level C	193	20	21
6.	673	Cleaners	NOC Skill Level D	191	19	16
7.	124	Office administrative assistants - general, legal and medical	NOC Skill Level B	174	20	21
8.	111	Auditors, accountants and investment professionals	NOC Skill Level A	174	20	21
9.	843	Agriculture and horticulture workers	NOC Skill Level C	168	44	32
10.	122	Administrative and regulatory occupations	NOC Skill Level B	166	22	16
11.	961	Labourers in processing, manufacturing and utilities	NOC Skill Level D	156	20	21
12.	655	Customer and information services representatives	NOC Skill Level C	151	18	16
13.	152	Supply chain logistics, tracking and scheduling co-ordination occupations	NOC Skill Level C	149	18	16
14.	662	Other sales support and related occupations	NOC Skill Level D	141	19	15
15.	671	Food counter attendants, kitchen helpers and related support occupations	NOC Skill Level D	140	16	15
16.	062	Retail and wholesale trade managers	NOC Skill Level A	133	18	16
17.	941	Machine operators and related workers in mineral and metal products processing and manufacturing	NOC Skill Level C	129	19	16
18.	441	Home care providers and educational support occupations	NOC Skill Level C	122	22	16
19.	731	Machinery and transportation equipment mechanics (except motor vehicles)	NOC Skill Level B	118	20	21
20.	632	Chefs and cooks	NOC Skill Level B	117	21	15
21.	131	Finance, insurance and related business administrative occupations	NOC Skill Level B	116	20	16
22.	217	Computer and information systems professionals	NOC Skill Level A	116	37	21
23.	622	Technical sales specialists in wholesale trade and retail and wholesale buyers	NOC Skill Level B	115	19	19
24.	143	Financial, insurance and related administrative support workers	NOC Skill Level C	112	17	16
25.	421	Paraprofessional occupations in legal, social, community and education services	NOC Skill Level B	105	26	17
26.	223	Technical occupations in civil, mechanical and industrial engineering	NOC Skill Level B	104	20	21
27.	011	Senior managers - construction, transportation, production and utilities	NOC Skill Level A	93	20	19.5

## JOB POSTINGS BY 2-DIGIT NOC, SKILL LEVEL, FREQUENCY & DURATION

What jobs are hard to fill and/or in-demand?

	2-DIGIT NOC CODE	2-DIGIT NOC LABEL	OCCUPATION'S SKILL LEVEL	POSTING COUNT ▾	AVG POSTING LENGTH IN DAYS	MEDIAN POSTING LENGTH IN DAYS
1.	64	Sales representatives and salespersons - wholesale and retail trade	NOC Skill Level C	471	17	18.5
2.	21	Professional occupations in natural and applied sciences	NOC Skill Level A	448	23	16
3.	12	Administrative and financial supervisors and administrative occupations	NOC Skill Level B	408	20	19.5
4.	72	Industrial, electrical and construction trades	NOC Skill Level B	393	24	21
5.	75	Transport and heavy equipment operation and related maintenance occupations	NOC Skill Level C	348	23	16
6.	67	Service support and other service occupations, n.e.c.	NOC Skill Level D	346	18	15
7.	65	Service representatives and other customer and personal services occupations	NOC Skill Level C	326	18	15.5
8.	22	Technical occupations related to natural and applied sciences	NOC Skill Level B	296	20	16
9.	62	Retail sales supervisors and specialized sales occupations	NOC Skill Level B	270	19	21
10.	11	Professional occupations in business and finance	NOC Skill Level A	265	20	19
11.	74	Other installers, repairers and servicers and material handlers	NOC Skill Level C	225	22	21
12.	63	Service supervisors and specialized service occupations	NOC Skill Level B	221	23	16
13.	94	Processing and manufacturing machine operators and related production workers	NOC Skill Level C	211	19	16
14.	14	Office support occupations	NOC Skill Level C	209	17	16
15.	73	Maintenance and equipment operation trades	NOC Skill Level B	198	20	17
16.	66	Sales support occupations	NOC Skill Level D	192	19	16
17.	06	Middle management occupations in retail and wholesale trade and customer services	NOC Skill Level A	188	18	15
18.	15	Distribution, tracking and scheduling co-ordination occupations	NOC Skill Level C	187	18	16
19.	01	Senior managers - construction, transportation, production and utilities	NOC Skill Level A	170	20	16
20.	84	Workers in natural resources, agriculture and related production	NOC Skill Level C	168	44	32
21.	96	Labourers in processing, manufacturing and utilities	NOC Skill Level D	156	20	21
22.	32	Technical occupations in health	NOC Skill Level B	139	21	21
23.	44	Care providers and educational, legal and public protection support occupations	NOC Skill Level C	128	22	16
24.	13	Finance, insurance and related business administrative occupations	NOC Skill Level B	116	20	16
25.	41	Professional occupations in law and social, community and government services	NOC Skill Level A	114	18	18.5
26.	42	Paraprofessional occupations in legal, social, community and education services	NOC Skill Level B	105	26	17
27.	05	Assemblers in manufacturing	NOC Skill Level C	75	22	21

## MULTILINGUAL JOB POSTINGS BY THE NUMBERS

ACTIVE POSTINGS  
**263**

NEW POSTINGS  
**76**

COMPANIES  
**142**

LANGUAGES  
**12**

## # OF DAYS POSTED

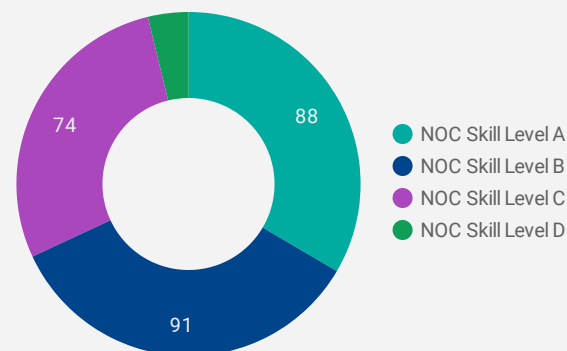
AVERAGE  
**22.2**

MEDIAN  
**21**

## MULTILINGUAL JOB POSTINGS BY SKILL LEVEL

What language skills are employers looking for by occupational skill level?

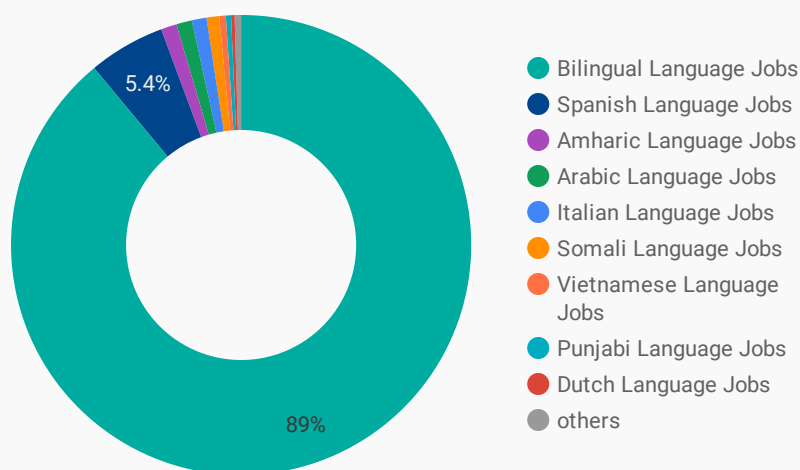
- 88** Skill Level A - Management/ Professional Occupations usually requiring University
- 91** Skill Level B - Usually college education or apprenticeship training
- 74** Skill Level C - Usually secondary education or occupation-specific training
- 10** Skill Level D - Usually on-the-job training



LANGUAGES	NOC Skill Level A	NOC Skill Level B	NOC Skill Level C	NOC Skill Level D
Bilingual Language Jobs	...	...	...	8
Spanish Language Jobs	7	...	1	1
Arabic Language Jobs	1	3	1	
Italian Language Jobs	1	1	1	
Amharic Language Jobs	2			
Low German Language Jobs		1		
Punjabi Language Jobs	1			

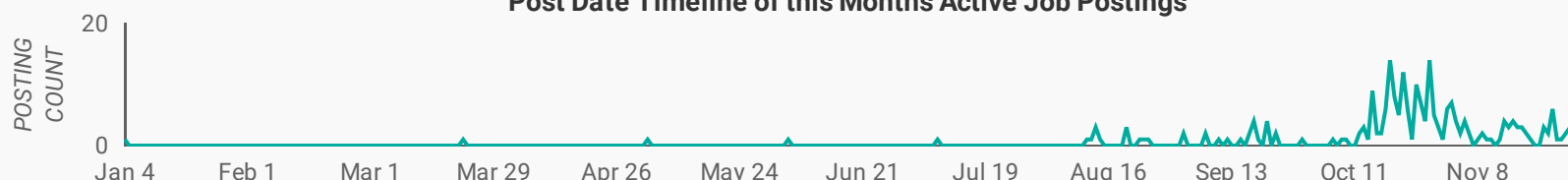
## LANGUAGE SKILLS BREAKDOWN

Which kinds of language skills do employers seek?



LANGUAGES	POSTING COUNT
1. Bilingual Language Jobs	227
2. Spanish Language Jobs	19
3. Arabic Language Jobs	5
4. Italian Language Jobs	3
5. Amharic Language Jobs	2
6. Dutch Language Jobs	1

## Post Date Timeline of this Month's Active Job Postings



## LANGUAGE SKILLS BEING RECRUITED BY SKILL TYPE

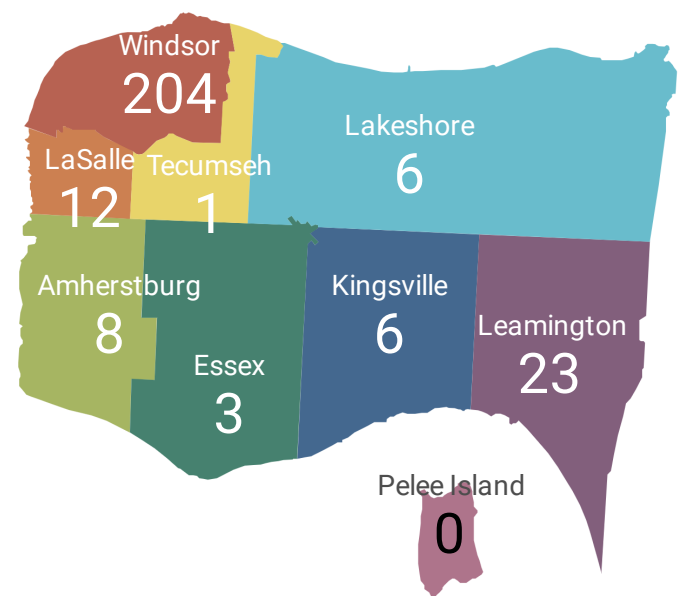
What language skills are sought by 1-Digit NOC?

SKILL TYPE NAME	Bilingual ...	Spanish ...	Arabic La...	Italian La...	Amharic ...	Low Ger...	Grand total
Business, finance and administration occu...	55	4	1				62
Health occupations	22	1					23
Management occupations	20	2		1			24
Natural and applied sciences and related o...	7	3					10
Natural resources, agriculture and related ...	2	5					7
Occupations in art, culture, recreation and ...	1						1
Occupations in education, law and social, ...	39	2	2		2	1	47
Sales and service occupations	72	2	2	2			79
Trades, transport and equipment operator...	9						10
<b>Grand total</b>	<b>227</b>	<b>19</b>	<b>5</b>	<b>3</b>	<b>2</b>	<b>1</b>	<b>263</b>

## MULTILINGUAL JOB POSTINGS BY MUNICIPALITY

What language skills are sought by 4-Digit NOC?

	MUNICIPALITY	POSTINGS	AVG POSTING LENGTH IN DAYS	MEDIAN POSTING LENGTH IN DAYS
1.	City of Windsor	204	20.3	16
2.	Municipality of Leamington	23	21.2	16
3.	Town of LaSalle	12	18.8	16
4.	Town of Amherstburg	8	17.3	15
5.	Town of Lakeshore	6	24.9	16
6.	Town of Kingsville	6	23.1	21
7.	Town of Essex	3	22.9	19
8.	Town of Tecumseh	1	19.8	16



	UPPER TIER	POSTINGS	AVG POSTING LENGTH IN DAYS	MEDIAN POSTING LENGTH IN DAYS
1.	City of Windsor	204	20.3	16
2.	Essex County	59	21.3	16

## LANGUAGE DEMAND BY JOB

What language skills are sought by 4-Digit NOC?

4 DIGIT NOC NAME		POSTINGS ▾
1.	Retail salespersons	19
2.	Other customer and information service...	16
3.	Administrative assistants	9
4.	Registered nurses and registered psychi...	8
5.	Managers in health care	8
6.	Insurance agents and brokers	8
7.	Other instructors	7
8.	Medical administrative assistants	7
9.	Social workers	6
10.	Other financial officers	5
11.	Financial auditors and accountants	5
12.	Social and community service workers	5
13.	Cashiers	5
14.	Security guards and related security serv...	5
15.	Home support workers, housekeepers an...	4
16.	Contractors and supervisors, landscapin...	4
17.	Cooks	4
18.	Other technical occupations in therapy a...	3
19.	Secondary school teachers	3
20.	Managers in social, community and corr...	3
21.	Human resources professionals	3
22.	Licensed practical nurses	3
23.	Biologists and related scientists	3
24.	Professional occupations in advertising, ...	3
25.	Health information management occupa...	3
26.	Social policy researchers, consultants an...	3
27.	Mail, postal and related workers	3
28.	Human resources and recruitment officers	3
29.	Banking, insurance and other financial cl...	3
30.	Financial managers	2
31.	Employment insurance, immigration, bor...	2
32.	Delivery and courier service drivers	2
1 - 100 / 108		< >

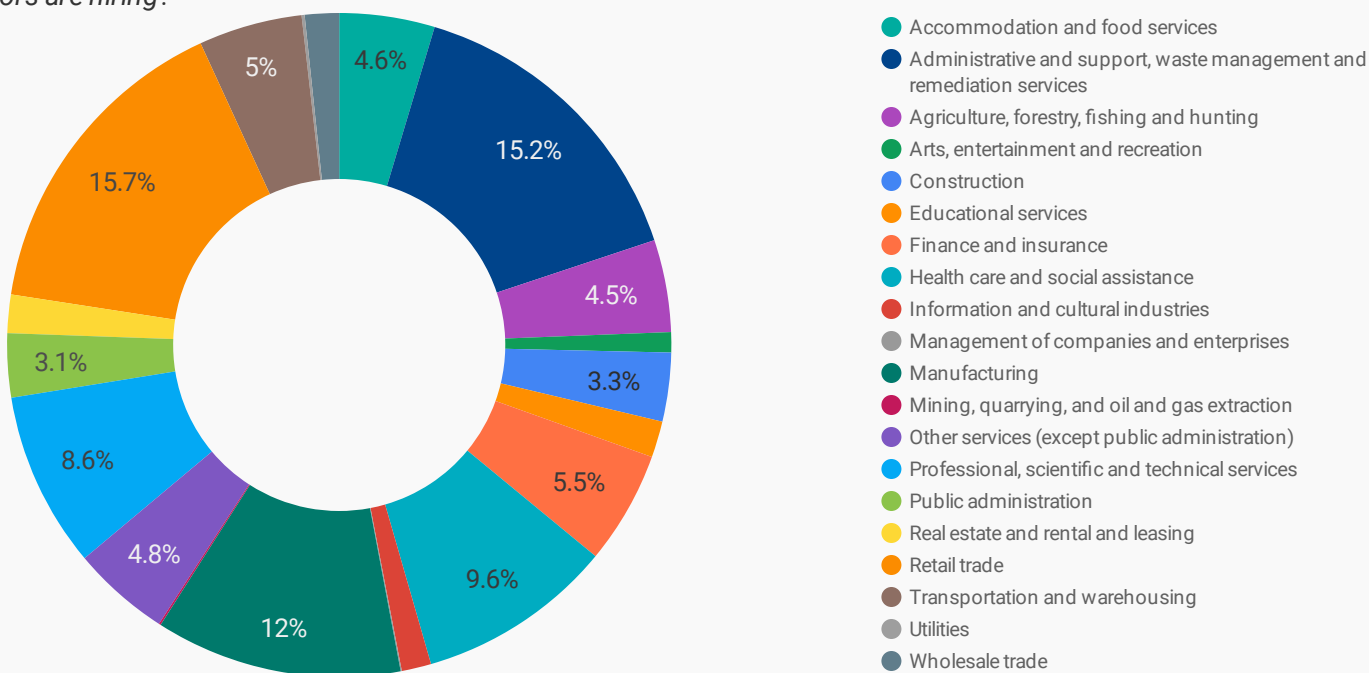
## MULTILINGUAL HIRING EMPLOYERS

Which employers are seeking multilingual candidates?

COMPANY		POSTINGS ▾
1.	Windsor Regional Hospital - Met Campus	18
2.	HÃ'tel-Dieu Grace Healthcare	13
3.	Varsity Tutors	7
4.	Green Shield Canada	7
5.	Victorian Order of Nurses / VON Canada	6
6.	The Source	5
7.	Home and Community Care Support Services Erie St. Clair	5
8.	Desjardins Group / Mouvement Desjardins	5
9.	Windsor Essex Community Health Centre	4
10.	Windsor, Corporation of the City of	4
11.	La Source	4
12.	Immigration, Refugees and Citizenship Canada	4
13.	Giant Tiger	4
14.	Canada Post	3
15.	ProPharma Group	3
16.	The Source (Bell) Electronics Inc.	3
17.	East Side Mario's	3
18.	Mastronardi Produce Limited	3
19.	Sykes Enterprises	3
20.	Windsor-Essex Catholic District School Board	3
21.	Bell	3
22.	Forces armÃ©es canadiennes	3
23.	Commissionaires	3
24.	Conseil scolaire catholique Providence (Ontario)	3
25.	Intuit	3
26.	Sun Life Financial Inc.	2
27.	RONA Inc.	2
1 - 50 / 145		< >

## TOP HIRING SECTORS BY 2-DIGIT NAICS CODE

What sectors are hiring?



	NAICS CODE	2-DIGIT NAICS LABEL	POSTING COUNT	AVG POSTING LENGTH IN DAYS	MEDIAN POSTING LENGTH IN DAYS
1.	44-45	Retail trade	1,049	18.0	17
2.	56	Administrative and support, waste management and remediation services	1,044	19.3	16
3.	31-33	Manufacturing	837	20.8	16
4.	62	Health care and social assistance	661	21.0	21
5.	54	Professional, scientific and technical services	581	21.1	16
6.	52	Finance and insurance	382	21.3	21
7.	11	Agriculture, forestry, fishing and hunting	376	28.0	21
8.	81	Other services (except public administration)	347	26.4	21
9.	48-49	Transportation and warehousing	341	19.9	16
10.	72	Accommodation and food services	306	18.7	15
11.	23	Construction	225	25.0	21
12.	91	Public administration	214	21.9	15
13.	61	Educational services	148	20.7	16
14.	41	Wholesale trade	136	19.6	21
15.	53	Real estate and rental and leasing	125	19.0	16
16.	51	Information and cultural industries	95	19.5	17
17.	71	Arts, entertainment and recreation	68	18.2	21
18.	22	Utilities	13	20.2	15
19.	21	Mining, quarrying, and oil and gas extraction	8	17.0	18
20.	55	Management of companies and enterprises	5	19.5	21

NOTE: NAICS code 56 includes Employment Agencies. Manufacturing includes codes 31-33, Retail Trade includes codes 44-45 and Transportation and Warehousing includes codes 48-49.

## TOP HIRING SECTORS BY 3-DIGIT NAICS CODE

What sectors are hiring?

	NAICS CODE	3-DIGIT NAICS LABEL	POSTING COUNT ▾	AVERAGE POSTING LENGTH IN DAYS	MEDIAN POSTING LENGTH IN DAYS
1.	561	Administrative and support services	1,020	19.3	16
2.	541	Professional, scientific and technical services	581	21.1	16
3.	111	Crop production	349	28.6	21
4.	722	Food services and drinking places	273	18.7	15
5.	621	Ambulatory health care services	253	22.0	21
6.	333	Machinery manufacturing	217	19.8	16
7.	445	Food and beverage stores	209	18.3	16
8.	522	Credit intermediation and related activities	202	21.5	21
9.	336	Transportation equipment manufacturing	194	21.6	21
10.	913	Local, municipal and regional public administration	178	20.9	15
11.	623	Nursing and residential care facilities	172	21.8	15
12.	332	Fabricated metal product manufacturing	165	20.6	15
13.	448	Clothing and clothing accessories stores	161	18.9	21
14.	813	Religious, grant-making, civic, and professional and similar organizations	160	39.1	16
15.	484	Truck transportation	153	20.7	15
16.	624	Social assistance	152	18.9	16
17.	611	Educational services	148	20.7	16
18.	238	Specialty trade contractors	137	20.4	16
19.	446	Health and personal care stores	129	17.1	16
20.	811	Repair and maintenance	120	19.6	21
21.	452	General merchandise stores	120	17.1	21
22.	492	Couriers and messengers	117	20.3	16
23.	524	Insurance carriers and related activities	112	19.8	21
24.	453	Miscellaneous store retailers	110	16.7	15
25.	444	Building material and garden equipment and supplies dealers	107	16.6	16
26.	531	Real estate	87	18.3	16
27.	622	Hospitals	84	20.7	21
28.	443	Electronics and appliance stores	80	21.4	15
29.	413	Food, beverage and tobacco merchant wholesalers	77	19.3	21
30.	236	Construction of buildings	67	30.6	21
31.	712	Amusement, gambling and recreation industries	66	19.4	21



## TOP HIRING SECTORS BY 4-DIGIT NAICS CODE

What sectors are hiring?

	NAICS CODE	4-DIGIT NAICS LABEL	POSTING COUNT ▾	AVERAGE POSTING LENGTH IN DAYS	MEDIAN POSTING DAYS IN LENGTH
1.	5613	Employment services	782	19.4	16
2.	1119	Other crop farming	246	25.4	21
3.	7225	Full-service restaurants and limited-service eating places	238	19.4	15
4.	5413	Architectural, engineering and related services	189	17.7	16
5.	4451	Grocery stores	176	17.7	16
6.	9139	Other local, municipal and regional public administration	174	20.9	15
7.	5221	Depository credit intermediation	162	18.2	21
8.	8134	Civic and social organizations	147	41.1	16
9.	4841	General freight trucking	145	21.1	15
10.	4481	Clothing stores	144	18.9	21
11.	3335	Metalworking machinery manufacturing	143	18.5	16
12.	4461	Health and personal care stores	129	17.1	16
13.	5416	Management, scientific and technical consulting services	127	20.8	16
14.	3361	Motor vehicle manufacturing	114	25.3	21
15.	5419	Other professional, scientific and technical services	111	30.3	21
16.	6231	Nursing care facilities	105	22.9	15
17.	4441	Building material and supplies dealers	104	15.9	16
18.	8111	Automotive repair and maintenance	102	19.5	21
19.	5242	Agencies, brokerages and other insurance related activities	100	19.8	21
20.	5617	Services to buildings and dwellings	89	18.4	16
21.	3322	Cutlery and hand tool manufacturing	85	19.3	15
22.	1114	Greenhouse, nursery and floriculture production	85	38.7	21
23.	4539	Other miscellaneous store retailers	84	16.2	15
24.	4529	Other general merchandise stores	84	16.1	16
25.	6221	General medical and surgical hospitals	84	20.7	21
26.	4431	Electronics and appliance stores	80	21.4	15
27.	6241	Individual and family services	79	20.8	21
28.	3363	Motor vehicle parts manufacturing	76	16.3	15.5
29.	5616	Investigation and security services	74	17.4	15
30.	6213	Offices of other health practitioners	73	25.2	21
31.	6214	Out-patient care centres	71	23.0	21

## TOP HIRING SECTORS BY 5-DIGIT NAICS CODE

What sectors are hiring?

	NAICS CODE	5-DIGIT NAICS LABEL	POSTING COUNT ▾	AVERAGE POSTING LENGTH IN DAYS	MEDIAN POSTING LENGTH IN DAYS
1.	56131	Employment placement agencies and executive search services	782	19.4	16
2.	11199	All other crop farming	246	25.4	21
3.	72251	Full-service restaurants and limited-service eating places	238	19.4	15
4.	91391	Other local, municipal and regional public administration	174	20.9	15
5.	54133	Engineering services	169	17.7	16
6.	44511	Supermarkets and other grocery (except convenience) stores	159	17.8	15
7.	81341	Civic and social organizations	147	41.1	16
8.	33351	Metalworking machinery manufacturing	143	18.5	16
9.	52211	Banking	135	17.8	20.5
10.	48412	General freight trucking, long distance	131	21.4	15
11.	33611	Automobile and light-duty motor vehicle manufacturing	111	25.6	21
12.	62311	Nursing care facilities	105	22.9	15
13.	44413	Hardware stores	86	15.8	16
14.	33221	Cutlery and hand tool manufacturing	85	19.3	15
15.	45299	All other general merchandise stores	84	16.1	16
16.	62211	General medical and surgical hospitals	84	20.7	21
17.	44314	Electronics and appliance stores	80	21.4	15
18.	52421	Insurance agencies and brokerages	79	20.2	21
19.	44611	Pharmacies and drug stores	75	16.8	15
20.	54199	All other professional, scientific and technical services	73	34.8	21
21.	33637	Motor vehicle metal stamping	72	16.1	15
22.	62149	Other out-patient care centres	71	23.0	21
23.	54161	Management consulting services	67	25.1	16
24.	62331	Community care facilities for the elderly	66	19.9	15
25.	45399	All other miscellaneous store retailers	62	16.1	15
26.	56161	Investigation, guard and armoured car services	61	17.3	15
27.	49211	Couriers	60	20.7	21
28.	33299	All other fabricated metal product manufacturing	57	22.4	21
29.	49221	Local messengers and local delivery	57	19.8	16
30.	54169	Other scientific and technical consulting services	55	16.7	15
31.	56172	Janitorial services	55	18.7	18.5

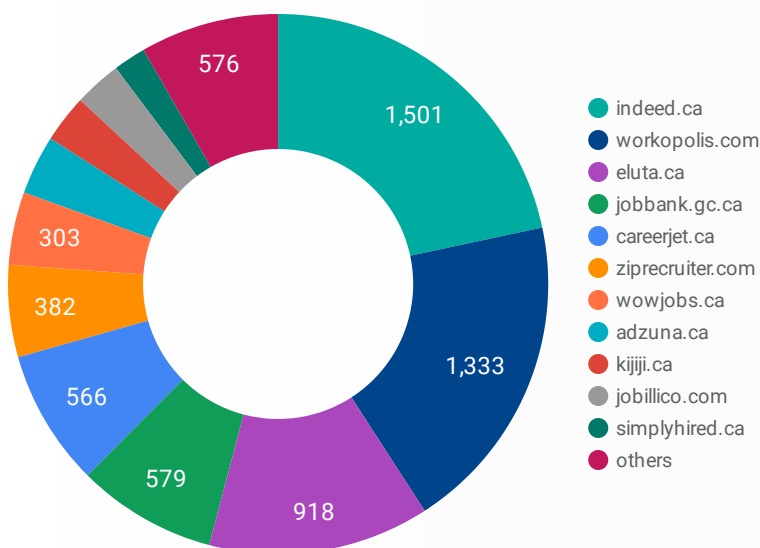
## TOP HIRING SECTORS BY 6-DIGIT NAICS CODE

What sectors are hiring?

	NAICS CODE	6-DIGIT NAICS LABEL	POSTING COUNT ▾	AVG POSTING LENGTH IN DAYS	MEDIAN POSTING LENGTH IN DAYS
1.	561310	Employment placement agencies and executive search services	782	19.4	16
2.	111993	Fruit and vegetable combination farming	185	26.1	21
3.	913910	Other local, municipal and regional public administration	174	20.9	15
4.	541330	Engineering services	169	17.7	16
5.	445110	Supermarkets and other grocery (except convenience) stores	159	17.8	15
6.	813410	Civic and social organizations	147	41.1	16
7.	522111	Personal and commercial banking industry	135	17.8	20.5
8.	722512	Limited-service eating places	133	18.0	15
9.	333511	Industrial mould manufacturing	128	18.6	16
10.	484122	General freight trucking, long distance, less than truck-load	111	22.5	15
11.	336110	Automobile and light-duty motor vehicle manufacturing	111	25.6	21
12.	623110	Nursing care facilities	105	22.9	15
13.	722511	Full-service restaurants	105	21.1	15
14.	444130	Hardware stores	86	15.8	16
15.	332210	Cutlery and hand tool manufacturing	85	19.3	15
16.	622111	General (except paediatric) hospitals	84	20.7	21
17.	452999	All other miscellaneous general merchandise stores	84	16.1	16
18.	524210	Insurance agencies and brokerages	79	20.2	21
19.	443143	Appliance, television and other electronics stores	77	21.4	15
20.	446110	Pharmacies and drug stores	75	16.8	15
21.	541990	All other professional, scientific and technical services	73	34.8	21
22.	336370	Motor vehicle metal stamping	72	16.1	15
23.	621494	Community health centres	70	23.1	21
24.	623310	Community care facilities for the elderly	66	19.9	15
25.	111999	All other miscellaneous crop farming	61	23.6	21
26.	492110	Couriers	60	20.7	21
27.	561612	Security guard and patrol services	59	17.4	15
28.	332999	All other miscellaneous fabricated metal product manufacturing	57	22.4	21
29.	492210	Local messengers and local delivery	57	19.8	16
30.	541690	Other scientific and technical consulting services	55	16.7	15
31.	561722	Janitorial services (except window cleaning)	55	18.7	18.5

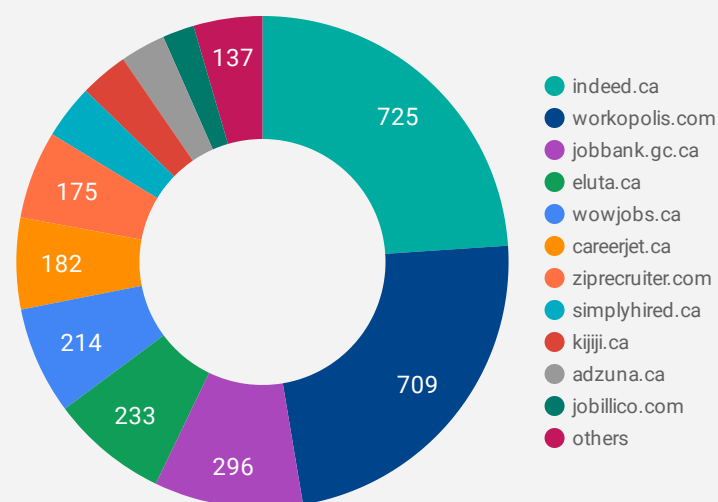
## JOB POSTINGS BY JOB BOARD

What share of unique job postings appear on each job board?



## COMPANIES BY JOB BOARD

What share of unique job postings appear on each job board?



## JOB POSTING DETAILS BY JOB BOARD

How does job posting activity differ by job board?

	JOB BOARD	POSTING COUNT	AVG POSTING LENGTH IN DAYS	MEDIAN POSTING LENGTH IN DAYS	# OF COMPANIES
1.	indeed.ca	1,501	21	21	725
2.	workopolis.com	1,333	15	15	709
3.	eluta.ca	918	20	21	233
4.	jobbank.gc.ca	579	34	18	296
5.	careerjet.ca	566	27	16	182
6.	ziprecruiter.com	382	16	16	175
7.	wowjobs.ca	303	17	16	214
8.	adzuna.ca	246	17	15	90
9.	kijiji.ca	199	15	15	96
10.	jobillico.com	196	16	10	63
11.	simplyhired.ca	135	16	15	108
12.	localwork.ca	121	6	4	47
13.	citywindsor.ca	63	254	197	3
14.	careerarc.com	50	24	17	12
15.	careerbuilder.ca	34	22	31	9
16.	myrocketcareer.com	30	71	57	2
17.	careers.learmington.ca	29	11	9	1
18.	wca.on.ca	27	46	31	17

## MAPPING THIS MONTH'S ACTIVE JOB POSTINGS IN WINDSOR-ESSEX

How many job postings were active for at least 1 day this month?

