

# JOB DEMAND REPORT

## OCTOBER 2021

### HIGHLIGHTS

#### JOB POSTINGS BY THE NUMBERS

TOTAL POSTINGS	NEW THIS MONTH	COMPANIES	JOB BOARDS
7,171	4,066	2,147	47

#### # OF DAYS POSTED

AVERAGE	MEDIAN
20.3	16

### REPORT BUILDER

The default filter selection below will show all job demand data for the month. You can use the filters to create a customized report for the purpose of understanding a subset of the data.

#### OCCUPATION FILTERS

SKILL TYPE NAME / 1-DIGIT NOC	▼
MAJOR GROUP / 2-DIGIT NOC	▼
MINOR GROUP / 3-DIGIT NOC	▼
UNIT GROUP / 4-DIGIT NOC	▼
SKILL LEVEL	▼
JOB TYPE	▼
JOB DURATION	▼
ADDITIONAL LANGUAGE	▼
SPECIFIC JOB TAGS	▼

#### INDUSTRY/SECTOR FILTERS

HIRING SECTOR BY 2-DIGIT NAICS CODE	▼
HIRING SECTOR BY 3-DIGIT NAICS CODE	▼
HIRING SECTOR BY 4-DIGIT NAICS CODE	▼
HIRING SECTOR BY 5-DIGIT NAICS CODE	▼
HIRING SECTOR BY 6-DIGIT NAICS CODE	▼

#### OTHER FILTERS

MUNICIPALITY	▼
CITY OR COUNTY	▼
JOB BOARD	▼

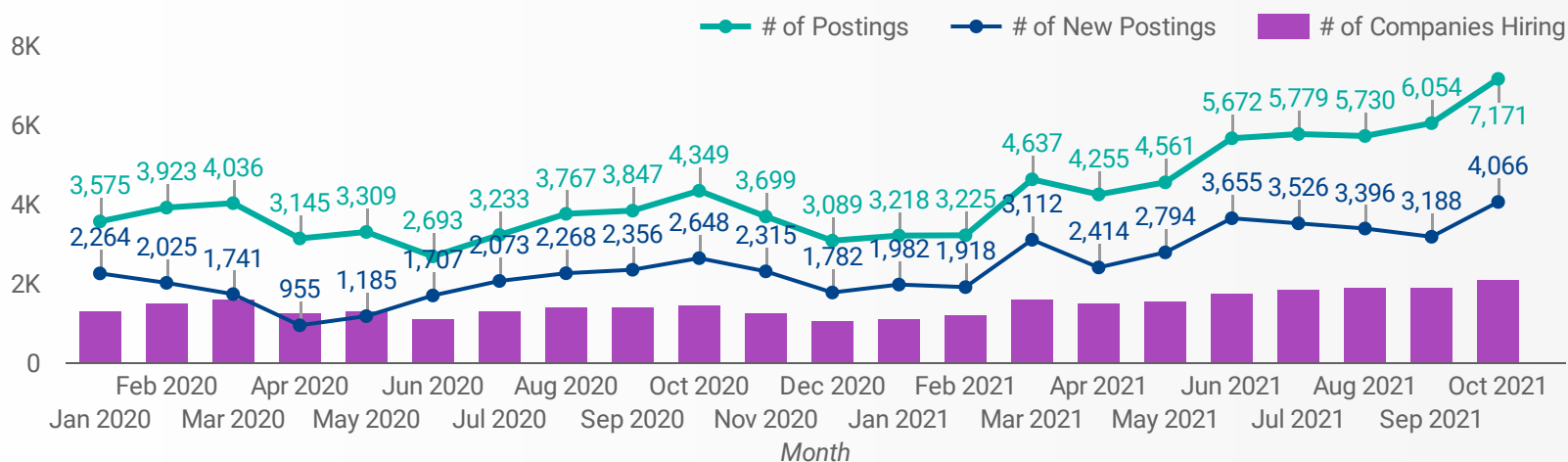
NOC = National Occupation Classification | NAICS = North American Industry Classification System

#### Source:

Job posting data collected by Workforce WindsorEssex from job boards and employer websites who recruit candidates in Windsor-Essex.

## JOB POSTINGS BY MONTH FOR WINDSOR-ESSEX

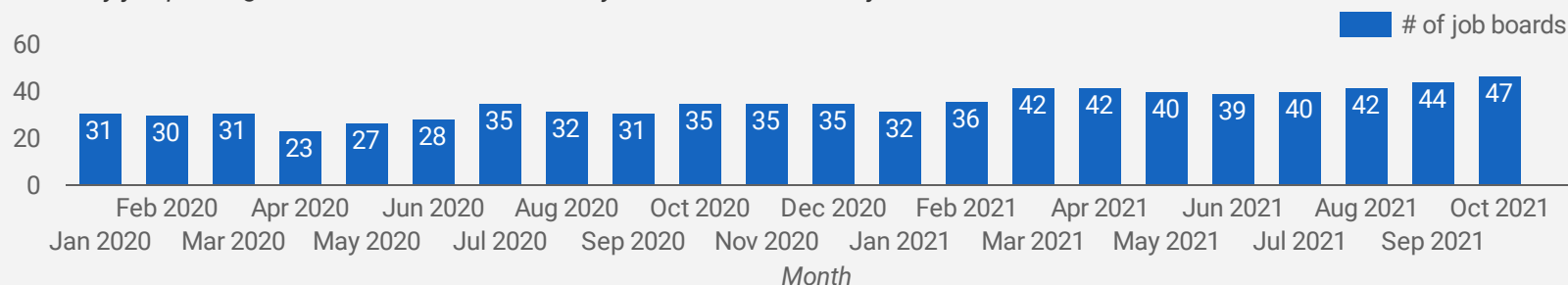
How many job postings were active for at least 1 day this month?



NOTE: This graph cannot be filtered using the controls on the cover page

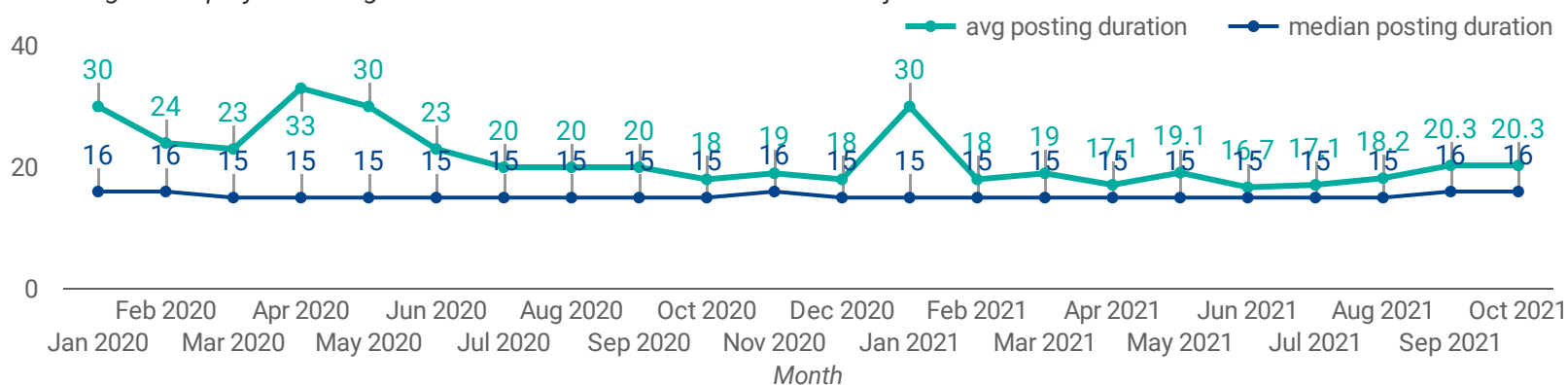
## NUMBER OF ACTIVE JOB BOARDS

How many job postings were active for at least 1 day this month on these job boards?



## AVG & MEDIAN POSTING LENGTH BY DAYS

How long are employers having to recruit for to find candidates to fill their job vacancies?



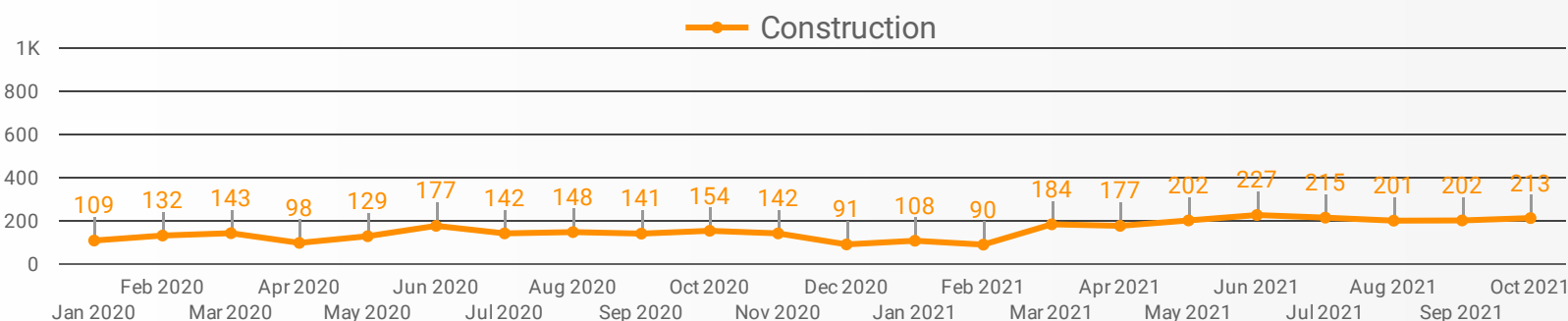
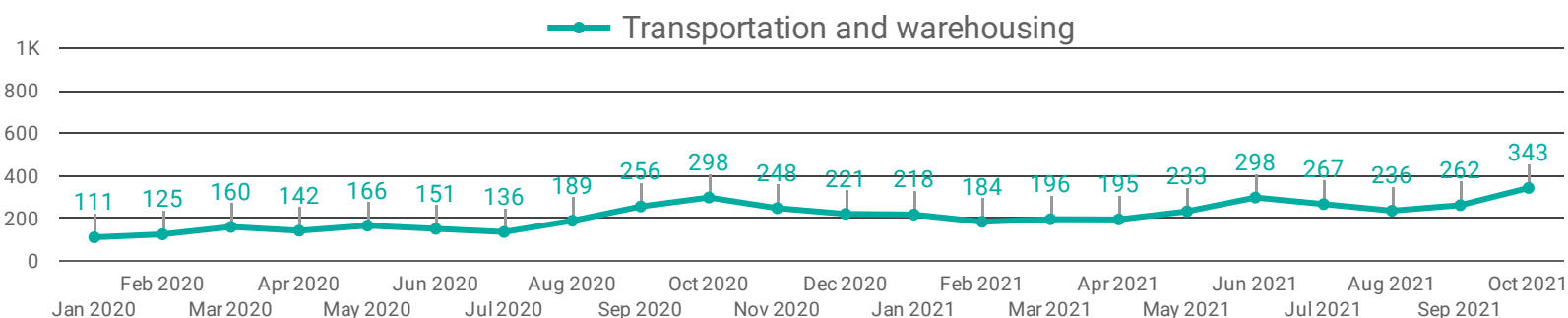
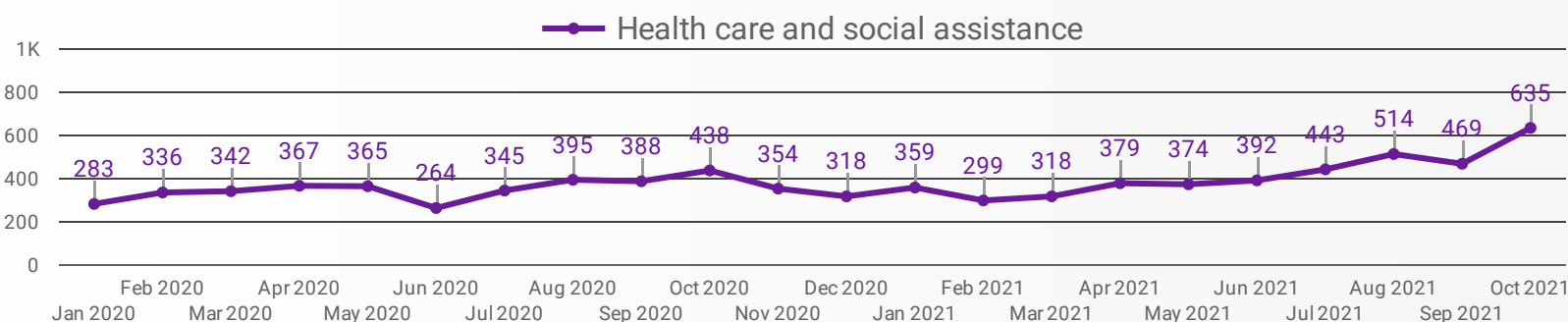
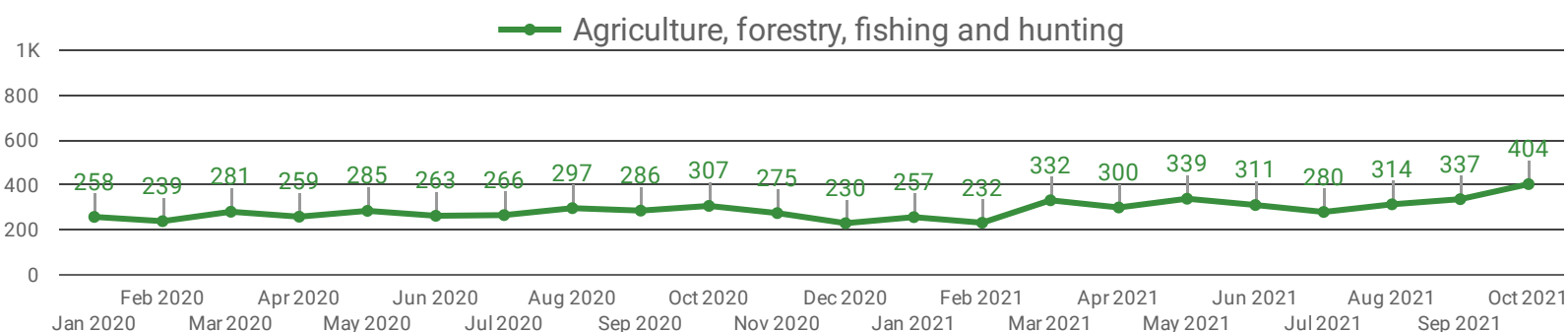
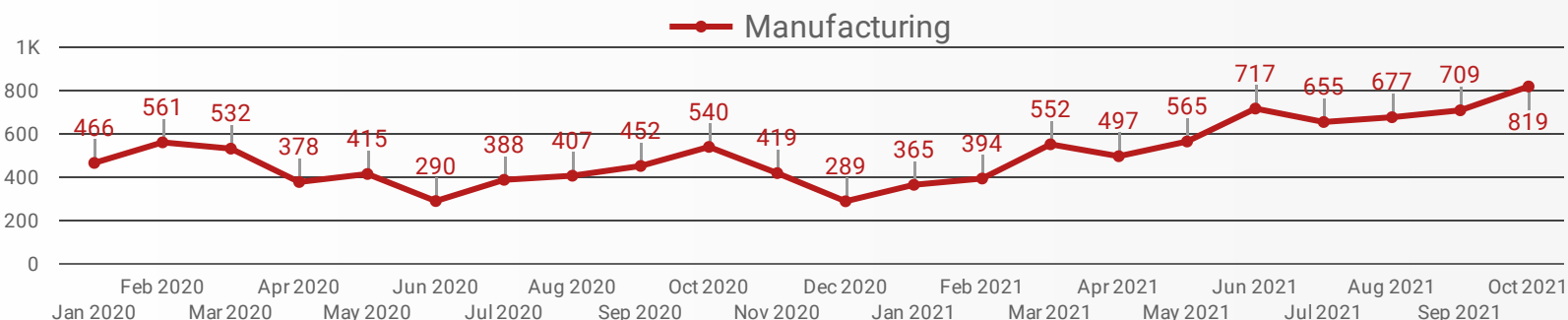
## POST DATE TIMELINE FOR THIS MONTH'S ACTIVE JOB POSTINGS

How many job postings were active for at least 1 day this month?



## DEMAND BY KEY SECTOR (WINDSOR-ESSEX)

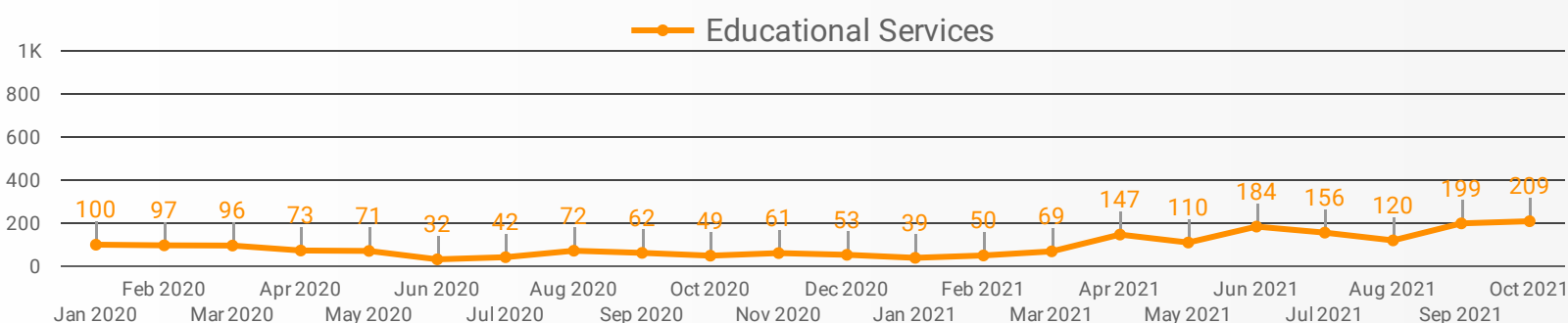
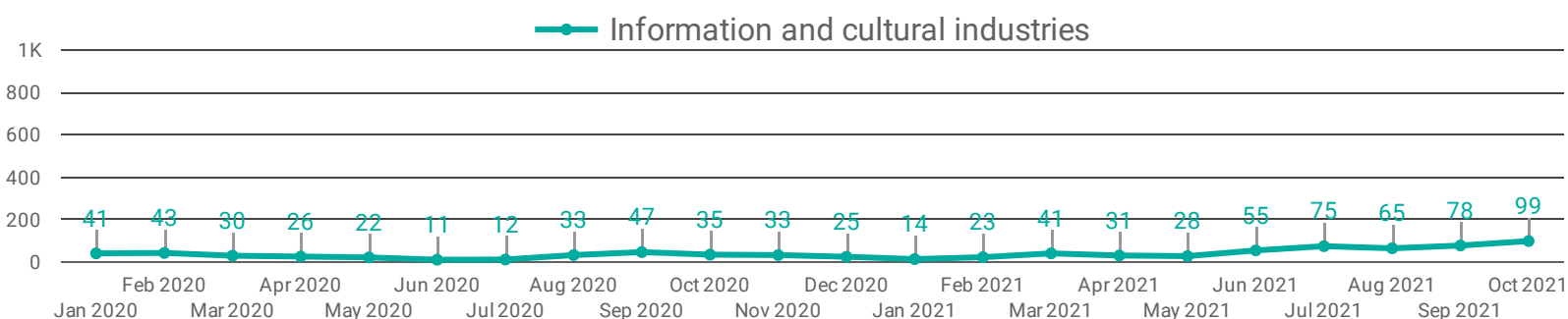
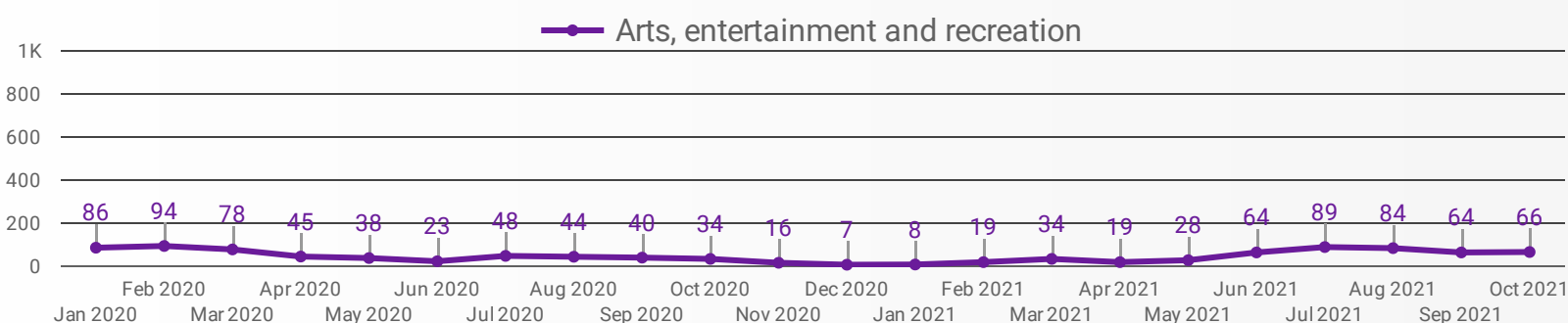
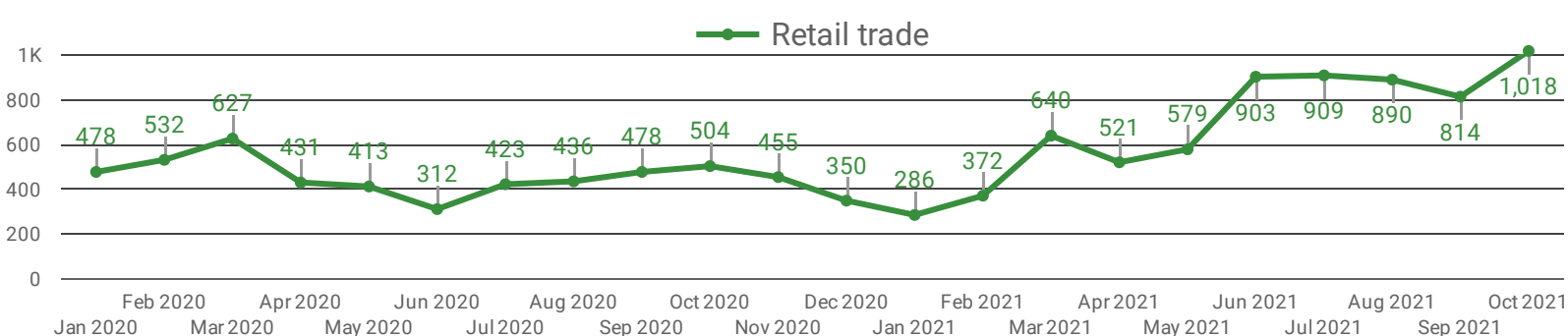
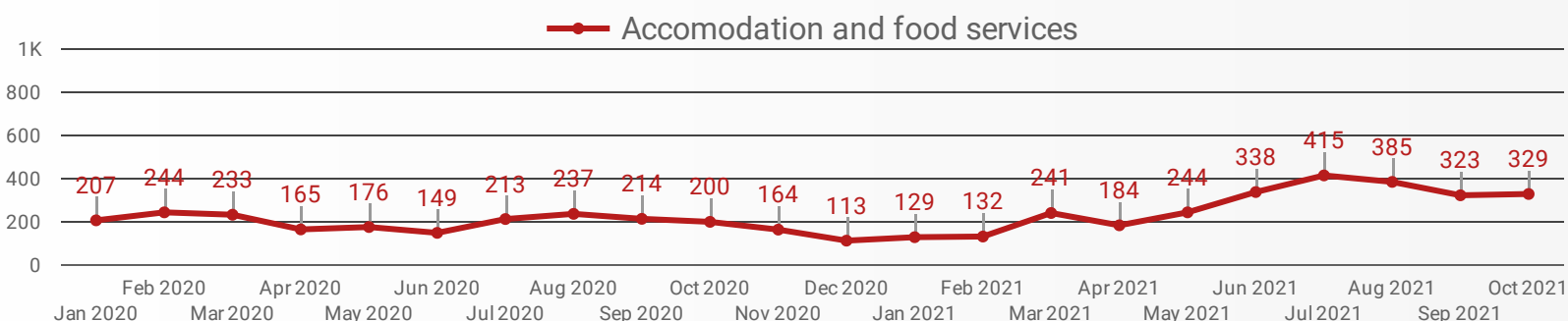
How many job postings were active for at least 1 day this month by sector?



NOTE: This graph cannot be filtered using the controls on the cover page

## DEMAND BY IMPACTED SECTOR (WINDSOR-ESSEX)

How many job postings were active for at least 1 day this month by sector?



NOTE: This graph cannot be filtered using the controls on the cover page

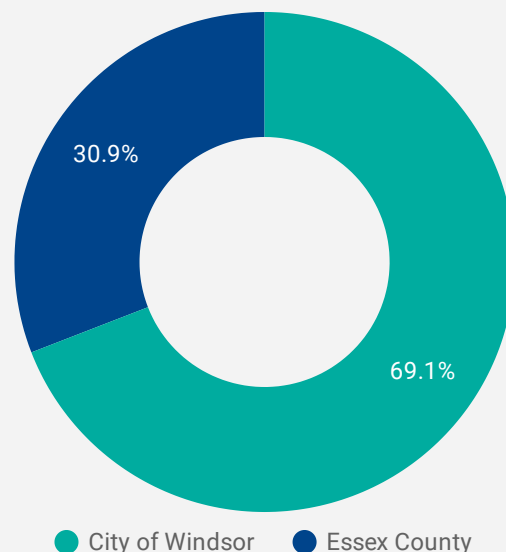
## JOB POSTINGS BY MUNICIPALITY

Where are job opportunities being offered?

	MUNICIPALITY	POSTING COUNT	AVG POSTING LENGTH IN DAYS	MEDIAN POSTING LENGTH IN DAYS
1.	City of Windsor	4,918	20.0	15
2.	Municipality of Leamington	592	19.6	15
3.	Town of Tecumseh	450	18.9	15
4.	Town of Kingsville	416	22.3	21
5.	Town of Essex	271	24.4	21
6.	Town of Lakeshore	184	24.1	16
7.	Town of Amherstburg	146	17.5	15
8.	Town of LaSalle	139	19.1	15

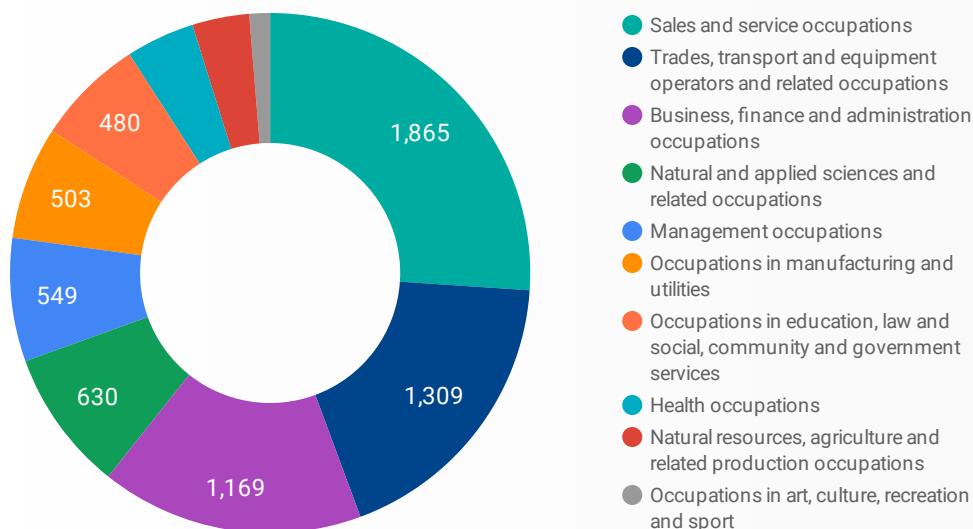
## URBAN & RURAL DEMAND

Job Postings by Location



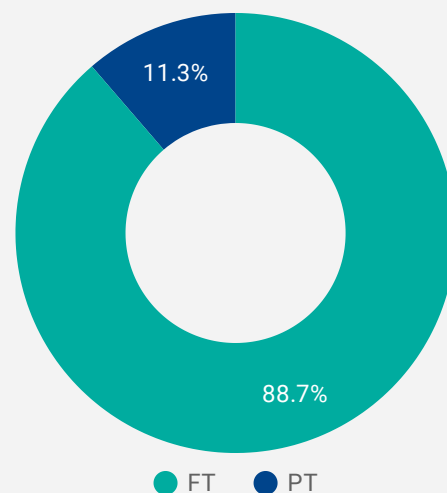
## JOB POSTINGS BY SKILL TYPE

What skill type is being recruited?



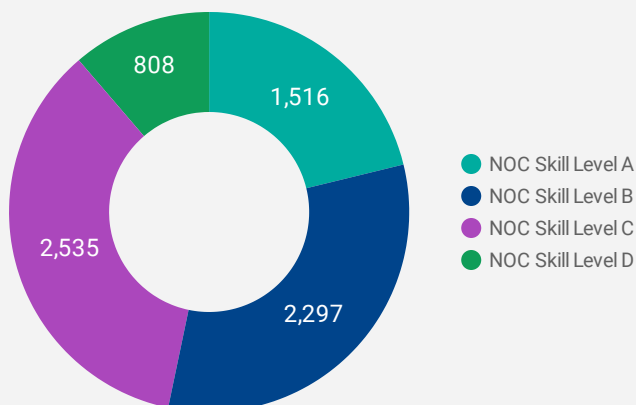
## JOB TYPE

Full-time vs Part-time



## JOB POSTINGS BY SKILL LEVEL

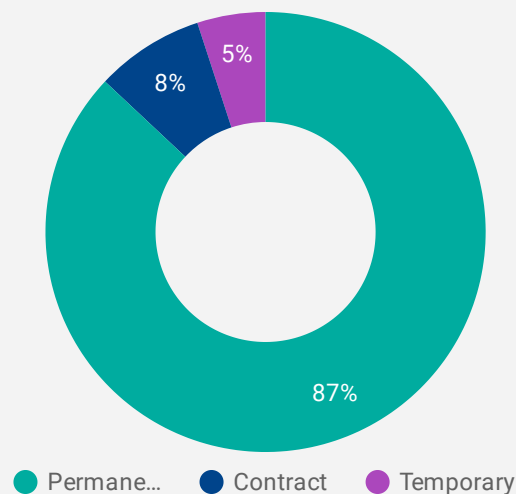
What education do occupations typically require?



Skill Level A = Usually University education | Skill Level B = Usually College education or Apprenticeship training | Skill Level C = Usually Secondary education or occupation-specific training | Skill Level D = Usually on-the-job training

## JOB DURATION

Permanency of jobs posted



## TOP HIRING COMPANIES & AGENCIES

What companies are hiring?

	COMPANY	COMMUNITY	POSTINGS ▾	AVERAGE POSTING DURATION IN DAYS	MEDIAN POSTING DURATION IN DAYS
1.	Loblaw Companies Limited	Windsor	78	17.1	15
2.	Windsor, Corporation of the City of	Windsor	64	16.1	15
3.	Windsor Regional Hospital - Met Campus	Windsor	57	17.6	19
4.	Varsity Tutors	Windsor	41	24.4	27
5.	Windsor-Essex Catholic District School Board	Windsor	40	43.2	21
6.	Shoppers Drug Mart / Pharmaprix	Windsor	39	14.0	15
7.	Hiram Walker & Sons Limited	Windsor	39	21.8	14
8.	Mucci Farms Ltd.	Kingsville	38	22.6	21
9.	McDonald's Restaurants	Windsor	37	16.2	15
10.	The Electromac Group	Windsor	37	12.4	15
11.	Personnel by Prostaff	Windsor	36	14.4	16
12.	Municipality of Leamington	Leamington	36	9.4	9
13.	UPS Canada	Windsor	34	18.5	16
14.	FCA Canada Inc.	Windsor	29	13.4	14
15.	RGBSI	Windsor	29	10.9	16
16.	Mastronardi Produce Limited	Kingsville	27	20.1	21
17.	Chartwell Retirement Residences	Kingsville	24	19.4	15
18.	Flex-N-Gate Corporation	Windsor	24	13.4	13
19.	Paladin Security Group Ltd.	Windsor	23	12.3	11
20.	Walmart Canada	Windsor	22	22.5	17
21.	Recipe Unlimited Corporation	Windsor	21	21.0	21
22.	Lakeside Produce Inc	Leamington	21	16.9	15
23.	Impact Staffing Inc.	Windsor	20	18.7	21
24.	SE Health (Saint Elizabeth Health Care)	Windsor	20	15.7	15
25.	TJX Canada	Windsor	20	8.5	9
26.	Canadian Executive Search Group Inc	Windsor	20	21.0	21
27.	MEDA Engineering and Technical Services, LLC	Windsor	20	16.0	16
28.	Home Depot of Canada Inc.	Windsor	19	11.1	11
29.	Rock FOC Technology	Windsor	19	15.0	15
30.	Randstad Canada	Windsor	19	23.4	18
31.	...	...	...	...	...

## TOP HOURLY WAGES IN JOB POSTINGS

What are employers willing to pay to find the perfect candidate?

# of Minimum Wage Jobs

148

	JOB TITLE	COMPANY	LOCATION	WAGE POTENTIAL ▾
1.	Pega Business Analyst	compest solutions	City of Windsor	\$70
2.	Enseignant(e) suppl��ant	Conseil scolaire catholique Providence (Ontario)	Town of Amherstburg	\$67
3.	After Hours Administrator	Erie Shores HealthCare	Municipality of Leamington	\$55.55
4.	Moving Team Of 2 Needed For Residential Moves - \$55/HR Pay	Kijiji Jobs	City of Windsor	\$55
5.	Clinical Social Worker	University of Windsor	City of Windsor	\$52.97
6.	Chief Executive Officer (ceo) - Manufacturing Company	Viscon Group NA Ltd	Town of Kingsville	\$51.5
7.	Chief Executive Officer - CEO - Viscon Group NA Ltd.	Viscon Group North America Ltd	Town of Kingsville	\$51.5
8.	Network Administrator	University of Windsor	City of Windsor	\$50.02
9.	Physician Assistant	AMGAD ELSHERIF MEDICINE PROFESSIONAL CORPORATION	City of Windsor	\$50
10.	Rodman, Concrete Finisher, And Labourer	REIMAR Construction	City of Windsor	\$50
11.	Pharmacist	Valor Health	City of Windsor	\$50
				1 - 100 / 1906 < >

## TOP SALARIES IN JOB POSTINGS

What are employers willing to pay to find the perfect candidate?

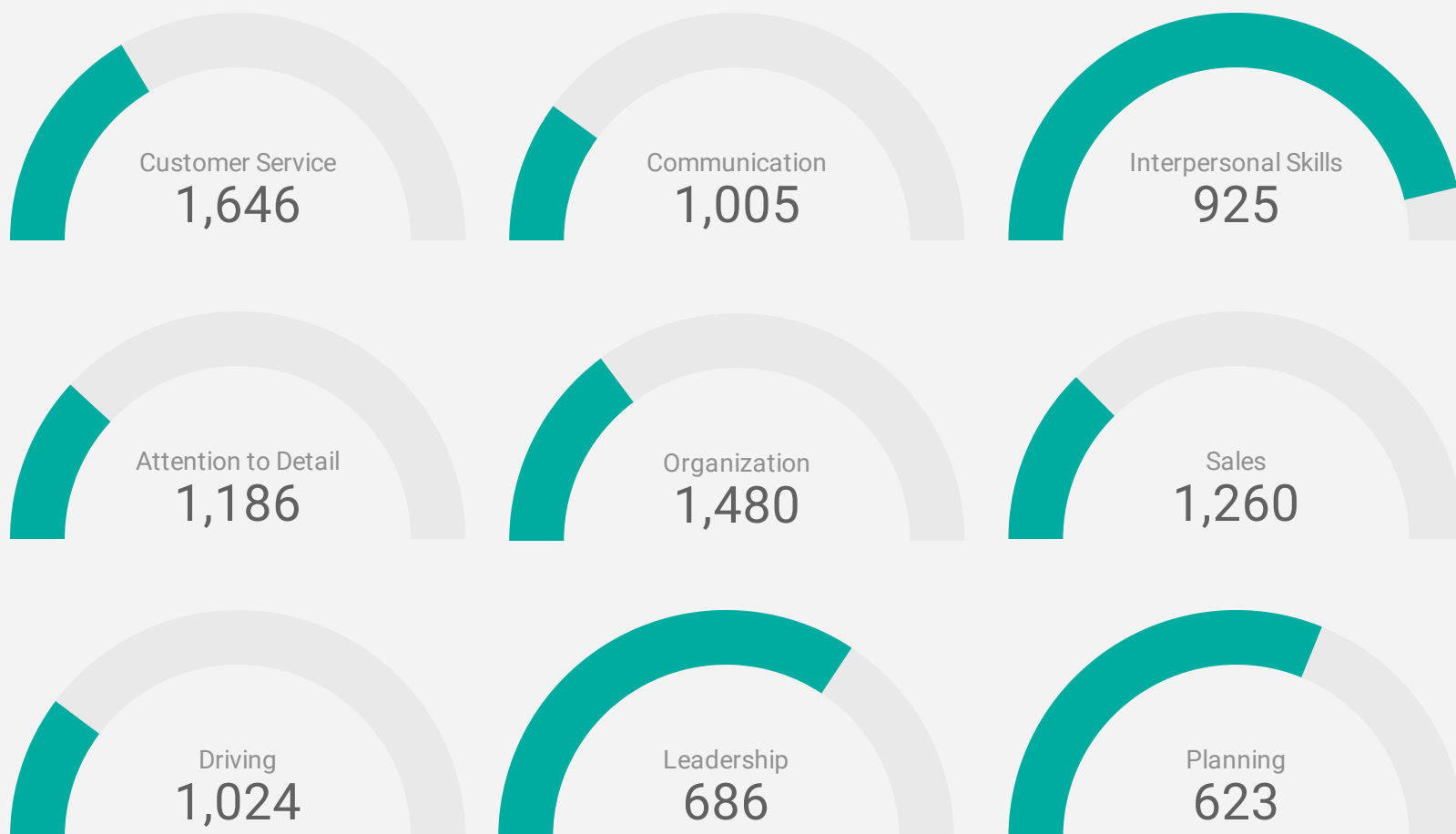
	JOB TITLE	COMPANY	LOCATION	SALARY POTENTIAL ▾
1.	Real Estate Agent - Pre-qualified Buyers & Seller Meetings Booked For You!	Zoocasa	City of Windsor	\$350,000
2.	Real Estate Agent - Pre-qualified Buyers Seller Meetings Booked For You!	Zoocasa	City of Windsor	\$350,000
3.	Urgent Care Physician	Valor Health Medical	City of Windsor	\$300,000
4.	Owner Operator Truck Driver	Movin' Freight Ltd.	Town of Tecumseh	\$300,000
5.	Real Estate Sales Specialist	Team Goran RE/MAX	City of Windsor	\$250,000
6.	Az Independent Operator - (owner Operator) - Join Our Team!	Dove Creek Motor Express	Town of Essex	\$237,193
7.	Az Driver And Owner Operator	Transit Logistics Solutions Inc (TLS)	City of Windsor	\$237,193
8.	Psychologist - Psychoeducational Assessments	Edcommode	City of Windsor	\$224,975
9.	Window And Door Sales Person	Brookstone Windows & Doors	City of Windsor	\$175,000
				1 - 100 / 3016 < >

## TOP IN-DEMAND SKILLS

How many times were these skills found in job postings?

ACTIVE JOB POSTINGS THIS MONTH

7,171

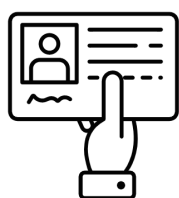


## KEY JOB REQUIREMENTS

How often are these requirements desired in job postings?

ACTIVE JOB POSTINGS THIS MONTH

7,171



Driver's License  
28



JOB LANGUAGES  
335



## JOB POSTINGS BY 4-DIGIT NOC, SKILL LEVEL, FREQUENCY & DURATION

What jobs are hard-to-fill and/or in-demand?

	4-DIGIT NOC CODE	4-DIGIT NOC LABEL	OCCUPATION'S SKILL LEVEL	POSTING COUNT	AVG POSTING LENGTH IN DAYS	MEDIAN POSTING LENGTH IN DAYS
1.	6421	Retail salespersons	NOC Skill Level C	473	18	15
2.	7452	Material handlers	NOC Skill Level C	210	19	16
3.	7511	Transport truck drivers	NOC Skill Level C	172	25	16
4.	4412	Home support workers, housekeepers and related occupations	NOC Skill Level C	146	18	15
5.	6711	Food counter attendants, kitchen helpers and related support occupations	NOC Skill Level D	139	16	15
6.	8431	General farm workers	NOC Skill Level C	126	44	27
7.	621	Retail and wholesale trade managers	NOC Skill Level A	124	19	15
8.	6552	Other customer and information services representatives	NOC Skill Level C	122	18	15
9.	7514	Delivery and courier service drivers	NOC Skill Level C	120	18	15
10.	6322	Cooks	NOC Skill Level B	113	22	15
11.	1241	Administrative assistants	NOC Skill Level B	109	21	15
12.	9619	Other labourers in processing, manufacturing and utilities	NOC Skill Level D	105	18	16
13.	6622	Store shelf stockers, clerks and order fillers	NOC Skill Level D	103	18	15
14.	2133	Electrical and electronics engineers	NOC Skill Level A	97	11	15.5
15.	6733	Janitors, caretakers and building superintendents	NOC Skill Level D	91	25	18
16.	6731	Light duty cleaners	NOC Skill Level D	88	23	15
17.	6541	Security guards and related security service occupations	NOC Skill Level C	86	17	15.5
18.	7231	Machinists and machining and tooling inspectors	NOC Skill Level B	74	25	15.5
19.	1521	Shippers and receivers	NOC Skill Level C	72	16	15
20.	1311	Accounting technicians and bookkeepers	NOC Skill Level B	72	19	15.5
21.	8432	Nursery and greenhouse workers	NOC Skill Level C	72	31	21
22.	1114	Other financial officers	NOC Skill Level A	71	30	15
23.	9416	Metalworking and forging machine operators	NOC Skill Level C	71	20	16
24.	6211	Retail sales supervisors	NOC Skill Level B	71	17	15
25.	7237	Welders and related machine operators	NOC Skill Level B	70	19	16
26.	1111	Financial auditors and accountants	NOC Skill Level A	67	17	16
27.	6222	Retail and wholesale buyers	NOC Skill Level B	66	20	15
28.	7232	Tool and die makers	NOC Skill Level B	65	17	16
29.	7311	Construction millwrights and industrial mechanics	NOC Skill Level B	61	20	16
30.	7611	Construction trades helpers and labourers	NOC Skill Level D	60	19	15

## JOB POSTINGS BY 3-DIGIT NOC, SKILL LEVEL, FREQUENCY & DURATION

What jobs are hard to fill and/or in-demand?

	3-DIGIT NOC CODE	3-DIGIT NOC LABEL	OCCUPATION'S SKILL LEVEL	POSTING COUNT ▾	AVG POSTING LENGTH IN DAYS	MEDIAN POSTING LENGTH IN DAYS
1.	642	Retail salespersons	NOC Skill Level C	473	18	15
2.	751	Motor vehicle and transit drivers	NOC Skill Level C	309	22	15.5
3.	723	Machining, metal forming, shaping and erecting trades	NOC Skill Level B	217	21	16
4.	745	Longshore workers and material handlers	NOC Skill Level C	210	19	16
5.	673	Cleaners	NOC Skill Level D	198	23	15
6.	843	Agriculture and horticulture workers	NOC Skill Level C	198	39	24
7.	961	Labourers in processing, manufacturing and utilities	NOC Skill Level D	177	17	16
8.	124	Office administrative assistants - general, legal and medical	NOC Skill Level B	176	20	15
9.	111	Auditors, accountants and investment professionals	NOC Skill Level A	175	24	16
10.	122	Administrative and regulatory occupations	NOC Skill Level B	165	19	16
11.	213	Civil, mechanical, electrical and chemical engineers	NOC Skill Level A	163	20	16
12.	441	Home care providers and educational support occupations	NOC Skill Level C	157	23	15
13.	152	Supply chain logistics, tracking and scheduling co-ordination occupations	NOC Skill Level C	148	18	15
14.	941	Machine operators and related workers in mineral and metal products processing and manufacturing	NOC Skill Level C	143	19	16
15.	671	Food counter attendants, kitchen helpers and related support occupations	NOC Skill Level D	139	16	15
16.	421	Paraprofessional occupations in legal, social, community and education services	NOC Skill Level B	134	25	21
17.	632	Chefs and cooks	NOC Skill Level B	130	21	15
18.	655	Customer and information services representatives	NOC Skill Level C	128	18	15
19.	062	Retail and wholesale trade managers	NOC Skill Level A	124	19	15
20.	662	Other sales support and related occupations	NOC Skill Level D	121	18	15
21.	731	Machinery and transportation equipment mechanics (except motor vehicles)	NOC Skill Level B	112	18	15
22.	622	Technical sales specialists in wholesale trade and retail and wholesale buyers	NOC Skill Level B	108	20	15
23.	143	Financial, insurance and related administrative support workers	NOC Skill Level C	106	17	16
24.	131	Finance, insurance and related business administrative occupations	NOC Skill Level B	100	18	15
25.	112	Human resources and business service professionals	NOC Skill Level A	95	20	16
26.	217	Computer and information systems professionals	NOC Skill Level A	95	21	15
27.	223	Technical occupations in civil, mechanical and industrial engineering	NOC Skill Level B	90	16	15
					1 - 50 / 134	< >

## JOB POSTINGS BY 2-DIGIT NOC, SKILL LEVEL, FREQUENCY & DURATION

What jobs are hard to fill and/or in-demand?

	2-DIGIT NOC CODE	2-DIGIT NOC LABEL	OCCUPATION'S SKILL LEVEL	POSTING COUNT ▾	AVG POSTING LENGTH IN DAYS	MEDIAN POSTING LENGTH IN DAYS
1.	64	Sales representatives and salespersons - wholesale and retail trade	NOC Skill Level C	504	18	16
2.	72	Industrial, electrical and construction trades	NOC Skill Level B	428	20	16
3.	12	Administrative and financial supervisors and administrative occupations	NOC Skill Level B	417	19	15
4.	75	Transport and heavy equipment operation and related maintenance occupations	NOC Skill Level C	364	22	15.5
5.	21	Professional occupations in natural and applied sciences	NOC Skill Level A	355	21	16
6.	67	Service support and other service occupations, n.e.c.	NOC Skill Level D	347	20	15
7.	65	Service representatives and other customer and personal services occupations	NOC Skill Level C	328	17	15
8.	22	Technical occupations related to natural and applied sciences	NOC Skill Level B	275	21	16
9.	11	Professional occupations in business and finance	NOC Skill Level A	270	22	16
10.	62	Retail sales supervisors and specialized sales occupations	NOC Skill Level B	265	18	15
11.	74	Other installers, repairers and servicers and material handlers	NOC Skill Level C	247	19	16
12.	63	Service supervisors and specialized service occupations	NOC Skill Level B	244	28	15
13.	94	Processing and manufacturing machine operators and related production workers	NOC Skill Level C	209	19	16
14.	14	Office support occupations	NOC Skill Level C	209	18	16
15.	84	Workers in natural resources, agriculture and related production	NOC Skill Level C	198	39	24
16.	73	Maintenance and equipment operation trades	NOC Skill Level B	194	19	16
17.	66	Sales support occupations	NOC Skill Level D	177	17	15
18.	96	Labourers in processing, manufacturing and utilities	NOC Skill Level D	177	17	16
19.	15	Distribution, tracking and scheduling co-ordination occupations	NOC Skill Level C	173	18	15
20.	06	Middle management occupations in retail and wholesale trade and customer services	NOC Skill Level A	172	21	16
21.	01	Senior managers - construction, transportation, production and utilities	NOC Skill Level A	166	21	15
22.	44	Care providers and educational, legal and public protection support occupations	NOC Skill Level C	160	23	15
23.	42	Paraprofessional occupations in legal, social, community and education services	NOC Skill Level B	134	25	21
24.	41	Professional occupations in law and social, community and government services	NOC Skill Level A	110	21	16
25.	32	Technical occupations in health	NOC Skill Level B	105	16	15
26.	13	Finance, insurance and related business administrative occupations	NOC Skill Level B	100	18	15
27.	76	Trades helpers, construction labourers and related occupations	NOC Skill Level D	76	19	15

## MULTILINGUAL JOB POSTINGS BY THE NUMBERS

ACTIVE POSTINGS  
**400**

NEW POSTINGS  
**221**

COMPANIES  
**168**

LANGUAGES  
**13**

## # OF DAYS POSTED

AVERAGE  
**21.0**

MEDIAN  
**16**

## MULTILINGUAL JOB POSTINGS BY SKILL LEVEL

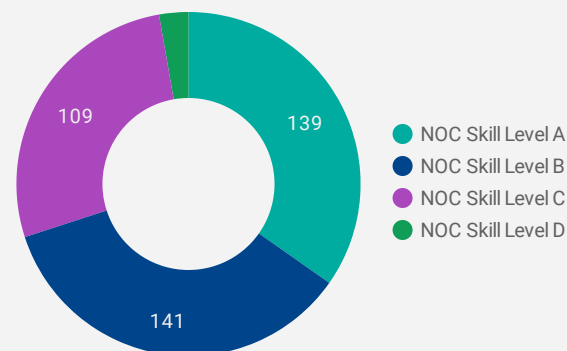
What language skills are employers looking for by occupational skill level?

**139** Skill Level A - Management/ Professional Occupations usually requiring University

**141** Skill Level B - Usually college education or apprenticeship training

**109** Skill Level C - Usually secondary education or occupation-specific training

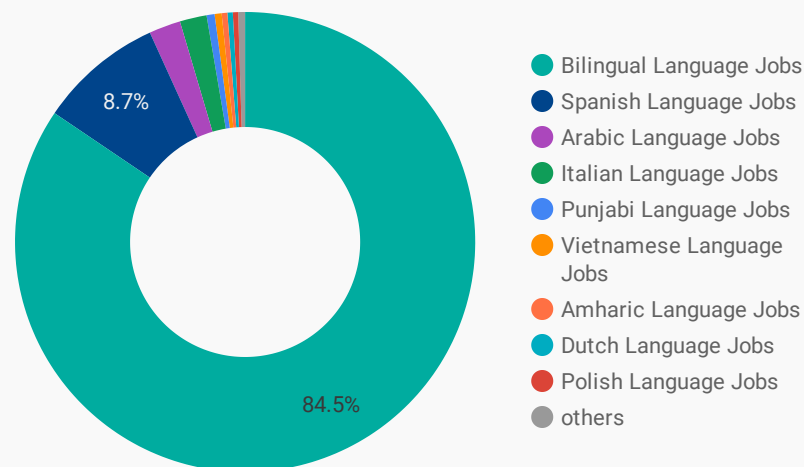
**11** Skill Level D - Usually on-the-job training



LANGUAGES	NOC Skill Level A	NOC Skill Level B	NOC Skill Level C	NOC Skill Level D
Bilingual Language Jobs	120	111	97	7
Spanish Language Jobs	12	20	4	2
Arabic Language Jobs	3	6	2	
Italian Language Jobs	1	1	2	1
Punjabi Language Jobs			2	
Japanese Language Jobs	1		1	
Hindi Language Jobs			1	

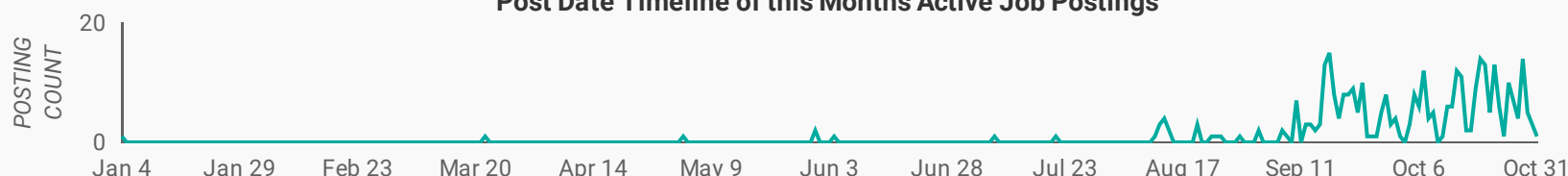
## LANGUAGE SKILLS BREAKDOWN

Which kinds of language skills do employers seek?



LANGUAGES	POSTING COUNT
1. Bilingual Language Jobs	335
2. Spanish Language Jobs	38
3. Arabic Language Jobs	11
4. Italian Language Jobs	5
5. Punjabi Language Jobs	2
6. Japanese Language Jobs	2

## Post Date Timeline of this Month's Active Job Postings



## LANGUAGE SKILLS BEING RECRUITED BY SKILL TYPE

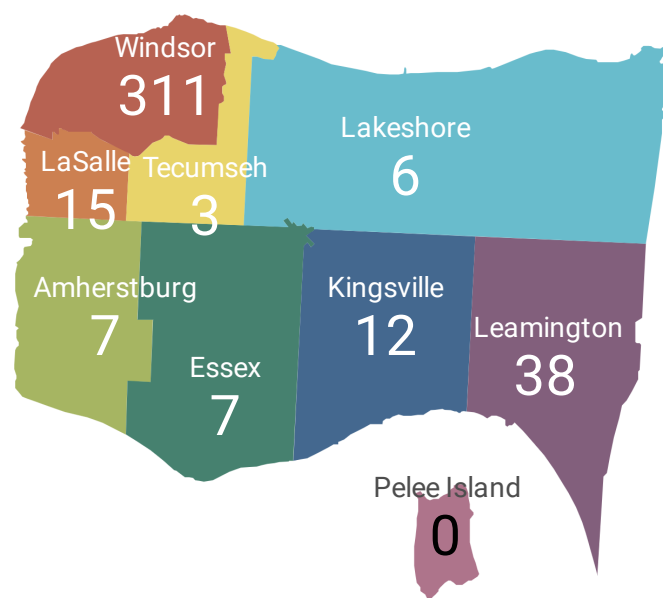
What language skills are sought by 1-Digit NOC?

SKILL TYPE NAME	Bilingual ...	Spanish ...	Arabic La...	Italian La...	Punjabi L...	Japanese...	Grand total
Business, finance and administration occu...	79	13	1			1	95
Health occupations	32	2					34
Management occupations	29	2		1			33
Natural and applied sciences and related o...	10	3					13
Natural resources, agriculture and related ...	2	8					10
Occupations in art, culture, recreation and ...	8						8
Occupations in education, law and social, ...	70	3	6				82
Occupations in manufacturing and utilities		1					1
Sales and service occupations	93	4	2	4		1	105
Trades, transport and equipment operator...	12	2	2		2		19
<b>Grand total</b>	<b>335</b>	<b>38</b>	<b>11</b>	<b>5</b>	<b>2</b>	<b>2</b>	<b>400</b>

## MULTILINGUAL JOB POSTINGS BY MUNICIPALITY

What language skills are sought by 4-Digit NOC?

	MUNICIPALITY	POSTINGS	AVG POSTING LENGTH IN DAYS	MEDIAN POSTING LENGTH IN DAYS
1.	City of Windsor	311	20.0	15
2.	Municipality of Leamington	38	19.6	15
3.	Town of LaSalle	15	19.1	15
4.	Town of Kingsville	12	22.3	21
5.	Town of Amherstburg	7	17.5	15
6.	Town of Essex	7	24.4	21
7.	Town of Lakeshore	6	24.1	16
8.	Town of Tecumseh	3	18.9	15



	UPPER TIER	POSTINGS	AVG POSTING LENGTH IN DAYS	MEDIAN POSTING LENGTH IN DAYS
1.	City of Windsor	311	20.0	15
2.	Essex County	88	20.6	16

## LANGUAGE DEMAND BY JOB

*What language skills are sought by 4-Digit NOC?*

4 DIGIT NOC NAME		POSTINGS ▾
1.	Retail salespersons	34
2.	Other customer and information service...	19
3.	Other instructors	15
4.	Medical administrative assistants	14
5.	Registered nurses and registered psychi...	14
6.	Managers in health care	13
7.	Financial auditors and accountants	12
8.	Administrative assistants	12
9.	Home support workers, housekeepers an...	10
10.	Social workers	9
11.	Human resources professionals	9
12.	Social and community service workers	9
13.	Insurance agents and brokers	7
14.	Elementary school and kindergarten teac...	6
15.	Professional occupations in advertising, ...	6
16.	Managers in social, community and corr...	6
17.	Cooks	5
18.	Other financial officers	5
19.	Security guards and related security serv...	5
20.	Contractors and supervisors, landscapin...	5
21.	Accounting technicians and bookkeepers	4
22.	Material handlers	4
23.	Securities agents, investment dealers an...	4
24.	Cashiers	4
25.	Other technical occupations in therapy a...	4
26.	Education policy researchers, consultant...	4
27.	Medical laboratory technologists	3
28.	Health policy researchers, consultants a...	3
29.	Early childhood educators and assistants	3
30.	Lawyers and Quebec notaries	3
31.	Licensed practical nurses	3
32.	Supervisors, supply chain, tracking and s...	3
1 - 100 / 132		< >

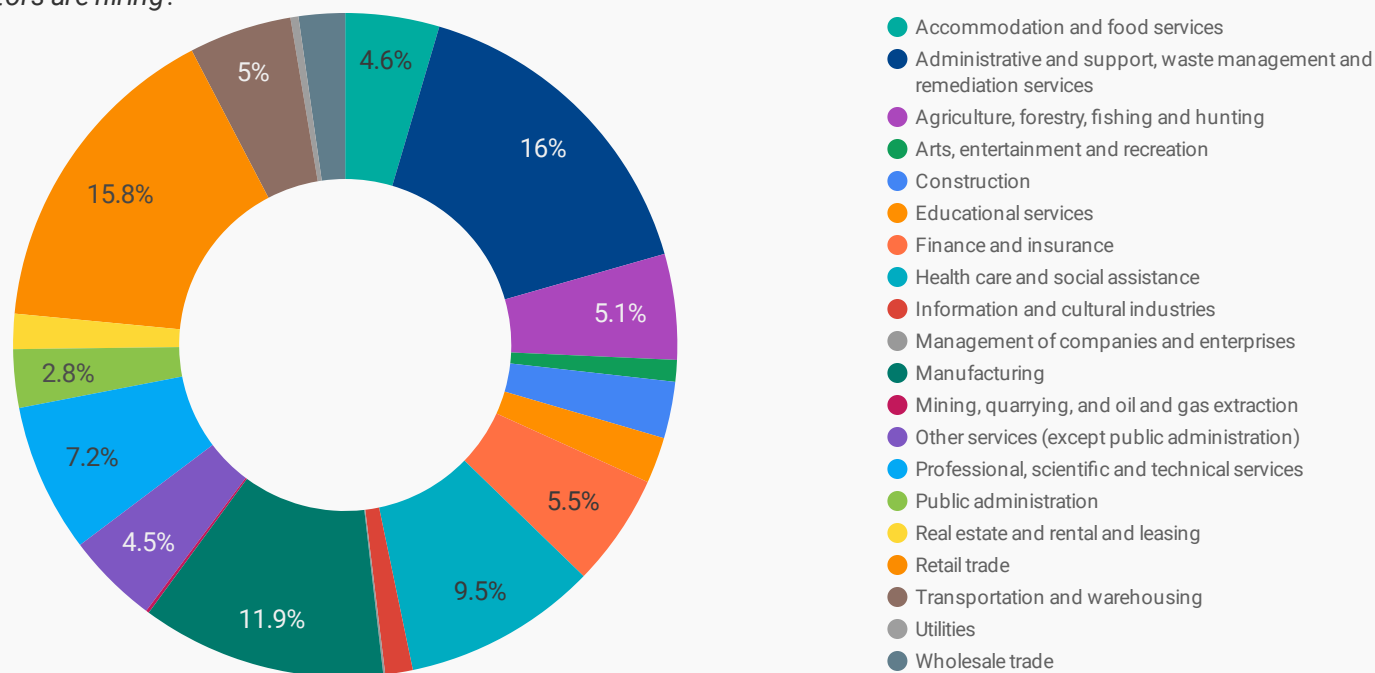
## MULTILINGUAL HIRING EMPLOYERS

*Which employers are seeking multilingual candidates?*

COMPANY		POSTINGS ▾
1.	Windsor Regional Hospital - Met Campus	29
2.	Varsity Tutors	15
3.	Victorian Order of Nurses / VON Canada	14
4.	HÃ'tel-Dieu Grace Healthcare	14
5.	Conseil scolaire catholique Providence (Ontario)	14
6.	Intuit	13
7.	Bell	12
8.	The Source	9
9.	Global Excel Management	6
10.	Windsor-Essex Catholic District School Board	6
11.	Green Shield Canada	6
12.	La Source	6
13.	East Side Mario's	5
14.	Home and Community Care Support Services Erie St. Clair	5
15.	Canadian Cancer Society	5
16.	Desjardins Group / Mouvement Desjardins	5
17.	Windsor, Corporation of the City of	4
18.	Commissionaires	4
19.	Lakeside Produce Inc	4
20.	Amica	4
21.	Canadian Mental Health Association - Windsor-Essex...	3
22.	Greater Essex County District School Board	3
23.	Giant Tiger	3
24.	Family Services Windsor-Essex	3
25.	H&A Mastronardi Farms Ltd	3
26.	The Multicultural Council of Windsor & Essex County	3
27.	Bayshore HealthCare	2
1 - 50 / 174		< >

## TOP HIRING SECTORS BY 2-DIGIT NAICS CODE

What sectors are hiring?



	NAICS CODE	2-DIGIT NAICS LABEL	POSTING COUNT	AVG POSTING LENGTH IN DAYS	MEDIAN POSTING LENGTH IN DAYS
1.	56	Administrative and support, waste management and remediation services	1,144	19.7	16
2.	44-45	Retail trade	1,018	17.5	15
3.	31-33	Manufacturing	819	18.2	15
4.	62	Health care and social assistance	635	18.3	15
5.	54	Professional, scientific and technical services	521	19.5	15
6.	11	Agriculture, forestry, fishing and hunting	404	26.9	21
7.	52	Finance and insurance	349	22.5	15
8.	81	Other services (except public administration)	347	23.7	16
9.	48-49	Transportation and warehousing	343	18.6	15
10.	72	Accommodation and food services	329	23.1	15
11.	23	Construction	213	22.9	19
12.	61	Educational services	209	32.8	21
13.	91	Public administration	188	14.2	15
14.	41	Wholesale trade	161	24.9	15
15.	53	Real estate and rental and leasing	119	20.3	15
16.	51	Information and cultural industries	99	23.9	16
17.	71	Arts, entertainment and recreation	66	17.5	16
18.	22	Utilities	24	20.1	15
19.	21	Mining, quarrying, and oil and gas extraction	13	17.8	15
20.	55	Management of companies and enterprises	5	15.0	15

NOTE: NAICS code 56 includes Employment Agencies. Manufacturing includes codes 31-33, Retail Trade includes codes 44-45 and Transportation and Warehousing includes codes 48-49.

## TOP HIRING SECTORS BY 3-DIGIT NAICS CODE

What sectors are hiring?

	NAICS CODE	3-DIGIT NAICS LABEL	POSTING COUNT ▾	AVERAGE POSTING LENGTH IN DAYS	MEDIAN POSTING LENGTH IN DAYS
1.	561	Administrative and support services	1,128	19.7	16
2.	541	Professional, scientific and technical services	521	19.5	15
3.	111	Crop production	368	27.5	21
4.	722	Food services and drinking places	300	23.1	15
5.	621	Ambulatory health care services	238	17.6	15
6.	333	Machinery manufacturing	210	18.1	15
7.	611	Educational services	209	32.8	21
8.	522	Credit intermediation and related activities	194	25.5	15
9.	623	Nursing and residential care facilities	193	19.0	15
10.	445	Food and beverage stores	182	18.6	15
11.	813	Religious, grant-making, civic, and professional and similar organizations	178	26.4	16
12.	336	Transportation equipment manufacturing	169	15.3	15
13.	484	Truck transportation	160	19.7	15
14.	913	Local, municipal and regional public administration	160	13.8	15
15.	448	Clothing and clothing accessories stores	156	19.7	21
16.	452	General merchandise stores	154	17.0	15
17.	332	Fabricated metal product manufacturing	149	19.6	15.5
18.	446	Health and personal care stores	132	15.1	15
19.	624	Social assistance	131	18.9	16
20.	238	Specialty trade contractors	125	21.5	21
21.	444	Building material and garden equipment and supplies dealers	119	15.4	15
22.	453	Miscellaneous store retailers	113	15.9	15
23.	492	Couriers and messengers	112	18.0	15
24.	811	Repair and maintenance	109	17.6	15.5
25.	524	Insurance carriers and related activities	97	18.8	15
26.	413	Food, beverage and tobacco merchant wholesalers	83	18.8	15
27.	531	Real estate	81	18.1	15
28.	622	Hospitals	73	17.6	16
29.	236	Construction of buildings	72	19.6	15
30.	517	Telecommunications	65	19.2	16
31.	712	Amusement, gambling and recreation industries	64	17.2	16



## TOP HIRING SECTORS BY 4-DIGIT NAICS CODE

What sectors are hiring?

	NAICS CODE	4-DIGIT NAICS LABEL	POSTING COUNT ▾	AVERAGE POSTING LENGTH IN DAYS	MEDIAN POSTING DAYS IN LENGTH
1.	5613	Employment services	857	19.3	21
2.	7225	Full-service restaurants and limited-service eating places	273	23.8	15
3.	1119	Other crop farming	265	27.3	21
4.	8134	Civic and social organizations	169	27.4	16
5.	5413	Architectural, engineering and related services	164	19.9	15
6.	9139	Other local, municipal and regional public administration	156	13.9	15
7.	5221	Depository credit intermediation	156	26.9	15
8.	4451	Grocery stores	154	18.6	15
9.	4841	General freight trucking	151	19.5	15
10.	4481	Clothing stores	136	19.7	21
11.	4461	Health and personal care stores	132	15.1	15
12.	6231	Nursing care facilities	129	18.4	15
13.	4529	Other general merchandise stores	126	17.0	15
14.	3335	Metalworking machinery manufacturing	123	17.4	15
15.	5416	Management, scientific and technical consulting services	121	19.9	15
16.	5617	Services to buildings and dwellings	111	25.6	15.5
17.	4441	Building material and supplies dealers	108	14.5	15
18.	3361	Motor vehicle manufacturing	100	15.1	15
19.	8111	Automotive repair and maintenance	89	18.3	16
20.	5616	Investigation and security services	88	16.0	16
21.	5242	Agencies, brokerages and other insurance related activities	88	19.0	15
22.	1114	Greenhouse, nursery and floriculture production	83	27.5	21
23.	6241	Individual and family services	80	21.6	16
24.	4539	Other miscellaneous store retailers	79	15.1	15
25.	5419	Other professional, scientific and technical services	76	21.9	16
26.	6221	General medical and surgical hospitals	72	17.7	18.5
27.	6214	Out-patient care centres	68	18.5	15
28.	6213	Offices of other health practitioners	68	17.7	16
29.	3363	Motor vehicle parts manufacturing	64	15.2	15
30.	6117	Educational support services	64	48.8	27
31.	4921	Couriers	63	16.2	15

## TOP HIRING SECTORS BY 5-DIGIT NAICS CODE

*What sectors are hiring?*

	NAICS CODE	5-DIGIT NAICS LABEL	POSTING COUNT ▾	AVERAGE POSTING LENGTH IN DAYS	MEDIAN POSTING LENGTH IN DAYS
1.	56131	Employment placement agencies and executive search services	857	19.3	21
2.	72251	Full-service restaurants and limited-service eating places	273	23.8	15
3.	11199	All other crop farming	265	27.3	21
4.	81341	Civic and social organizations	169	27.4	16
5.	91391	Other local, municipal and regional public administration	156	13.9	15
6.	54133	Engineering services	140	18.4	15
7.	44511	Supermarkets and other grocery (except convenience) stores	139	18.4	15
8.	48412	General freight trucking, long distance	139	19.8	15
9.	62311	Nursing care facilities	129	18.4	15
10.	52211	Banking	128	26.6	15
11.	45299	All other general merchandise stores	126	17.0	15
12.	33351	Metalworking machinery manufacturing	123	17.4	15
13.	33611	Automobile and light-duty motor vehicle manufacturing	99	15.1	15
14.	44413	Hardware stores	87	14.0	15
15.	44611	Pharmacies and drug stores	85	14.8	15
16.	62211	General medical and surgical hospitals	72	17.7	18.5
17.	52421	Insurance agencies and brokerages	70	18.5	15
18.	62149	Other out-patient care centres	67	18.4	15
19.	61171	Educational support services	64	48.8	27
20.	54161	Management consulting services	64	20.4	15
21.	49211	Couriers	63	16.2	15
22.	44314	Electronics and appliance stores	63	21.8	18.5
23.	61111	Elementary and secondary schools	62	31.4	21
24.	56161	Investigation, guard and armoured car services	61	16.1	16
25.	33299	All other fabricated metal product manufacturing	61	18.8	21
26.	33221	Cutlery and hand tool manufacturing	61	22.4	15
27.	62331	Community care facilities for the elderly	61	21.2	21
28.	56172	Janitorial services	59	23.4	15
29.	33637	Motor vehicle metal stamping	57	14.8	15
30.	32619	Other plastic product manufacturing	54	17.8	15
31.	54169	Other scientific and technical consulting services	53	19.6	15

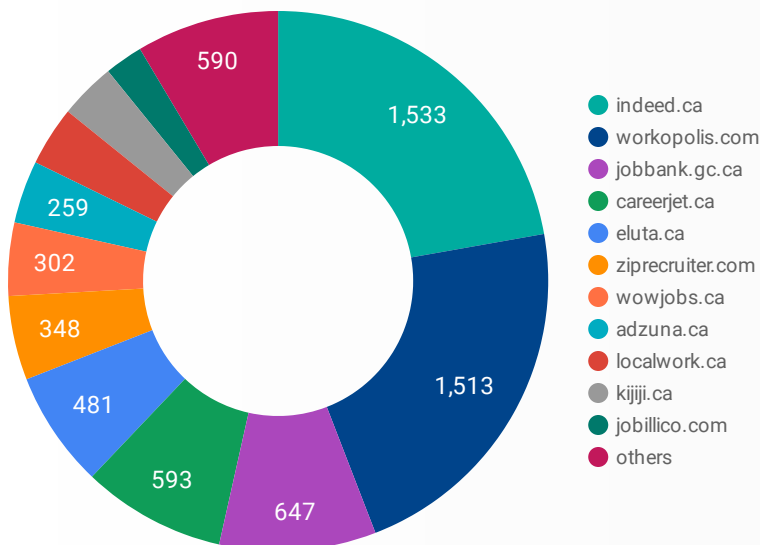
## TOP HIRING SECTORS BY 6-DIGIT NAICS CODE

What sectors are hiring?

	NAICS CODE	6-DIGIT NAICS LABEL	POSTING COUNT ▾	AVG POSTING LENGTH IN DAYS	MEDIAN POSTING LENGTH IN DAYS
1.	561310	Employment placement agencies and executive search services	857	19.3	21
2.	111993	Fruit and vegetable combination farming	193	28.8	21
3.	813410	Civic and social organizations	169	27.4	16
4.	913910	Other local, municipal and regional public administration	156	13.9	15
5.	722512	Limited-service eating places	153	21.0	15
6.	541330	Engineering services	140	18.4	15
7.	445110	Supermarkets and other grocery (except convenience) stores	139	18.4	15
8.	623110	Nursing care facilities	129	18.4	15
9.	522111	Personal and commercial banking industry	128	26.6	15
10.	452999	All other miscellaneous general merchandise stores	126	17.0	15
11.	484122	General freight trucking, long distance, less than truck-load	123	20.5	15
12.	722511	Full-service restaurants	120	27.7	15
13.	333511	Industrial mould manufacturing	111	17.5	15
14.	336110	Automobile and light-duty motor vehicle manufacturing	99	15.1	15
15.	444130	Hardware stores	87	14.0	15
16.	446110	Pharmacies and drug stores	85	14.8	15
17.	622111	General (except paediatric) hospitals	72	17.7	18.5
18.	111999	All other miscellaneous crop farming	72	23.7	21
19.	524210	Insurance agencies and brokerages	70	18.5	15
20.	611710	Educational support services	64	48.8	27
21.	621494	Community health centres	63	18.8	15
22.	492110	Couriers	63	16.2	15
23.	611110	Elementary and secondary schools	62	31.4	21
24.	623310	Community care facilities for the elderly	61	21.2	21
25.	332999	All other miscellaneous fabricated metal product manufacturing	61	18.8	21
26.	561612	Security guard and patrol services	61	16.1	16
27.	332210	Cutlery and hand tool manufacturing	61	22.4	15
28.	443143	Appliance, television and other electronics stores	60	22.0	16
29.	561722	Janitorial services (except window cleaning)	59	23.4	15
30.	336370	Motor vehicle metal stamping	57	14.8	15
31.	541690	Other scientific and technical consulting services	53	19.6	15

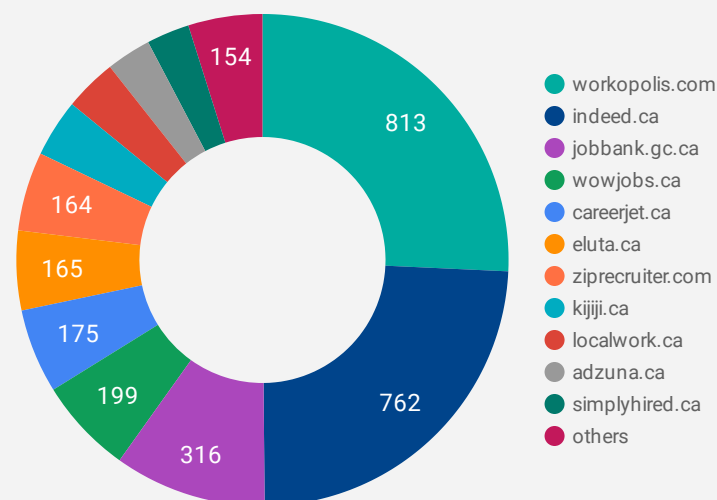
## JOB POSTINGS BY JOB BOARD

What share of unique job postings appear on each job board?



## COMPANIES BY JOB BOARD

What share of unique job postings appear on each job board?



## JOB POSTING DETAILS BY JOB BOARD

How does job posting activity differ by job board?

	JOB BOARD	POSTING COUNT	AVG POSTING LENGTH IN DAYS	MEDIAN POSTING LENGTH IN DAYS	# OF COMPANIES
1.	indeed.ca	1,533	21	21	762
2.	workopolis.com	1,513	15	15	813
3.	jobbank.gc.ca	647	32	16	316
4.	careerjet.ca	593	32	22	175
5.	eluta.ca	481	11	10	165
6.	ziprecruiter.com	348	16	16	164
7.	wowjobs.ca	302	17	16	199
8.	adzuna.ca	259	16	15	93
9.	localwork.ca	246	10	5	109
10.	kijiji.ca	232	15	15	120
11.	jobillico.com	158	17	12	55
12.	simplyhired.ca	113	18	15	89
13.	citywindsor.ca	60	97	93	3
14.	careerarc.com	56	28	19	12
15.	careerbuilder.ca	36	13	12	7
16.	network.applytoeducation.com	34	133	133	3
17.	wca.on.ca	31	28	28	21
18.	canadianexecutivesearch.com	29	25	24	1

## MAPPING THIS MONTH'S ACTIVE JOB POSTINGS IN WINDSOR-ESSEX

*How many job postings were active for at least 1 day this month?*

