

JOB DEMAND REPORT

SEPTEMBER 2021

Job posting data collected by Workforce WindsorEssex from job boards and employer websites who recruit candidates in Windsor-Essex.

HIGHLIGHTS

JOB POSTINGS BY THE NUMBERS

TOTAL POSTINGS	NEW THIS MONTH	COMPANIES	JOB BOARDS
6,054	3,188	1,949	44

OF DAYS POSTED

AVERAGE	MEDIAN
20.3	16

REPORT BUILDER

The default filter selection below will show all job demand data for the month. You can use the filters to create a customized report for the purpose of understanding a subset of the data.

OCCUPATION FILTERS

SKILL TYPE NAME / 1-DIGIT NOC

MAJOR GROUP / 2-DIGIT NOC

MINOR GROUP / 3-DIGIT NOC

UNIT GROUP / 4-DIGIT NOC

SKILL LEVEL

JOB TYPE

JOB DURATION

ADDITIONAL LANGUAGE

SPECIFIC JOB TAGS

INDUSTRY/SECTOR FILTERS

HIRING SECTOR BY 2-DIGIT NAICS CODE

HIRING SECTOR BY 3-DIGIT NAICS CODE

HIRING SECTOR BY 4-DIGIT NAICS CODE

HIRING SECTOR BY 5-DIGIT NAICS CODE

HIRING SECTOR BY 6-DIGIT NAICS CODE

OTHER FILTERS

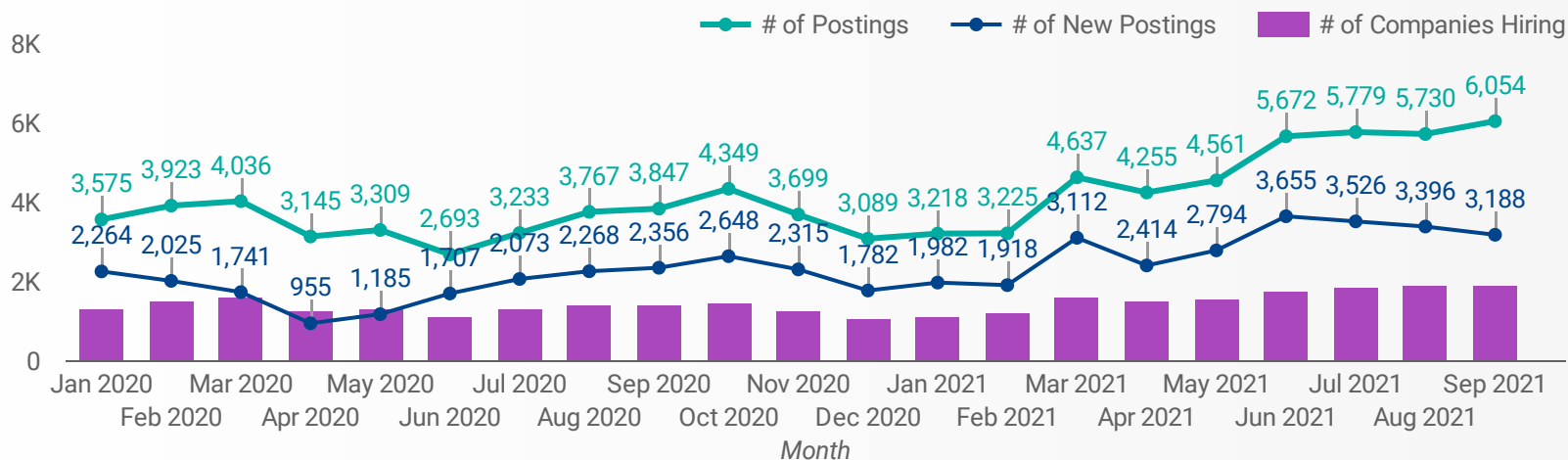
MUNICIPALITY

JOB BOARD

NOC = National Occupation Classification | NAICS = North American Industry Classification System

JOB POSTINGS BY MONTH FOR WINDSOR-ESSEX

How many job postings were active for at least 1 day this month?



NOTE: This graph cannot be filtered using the controls on the cover page

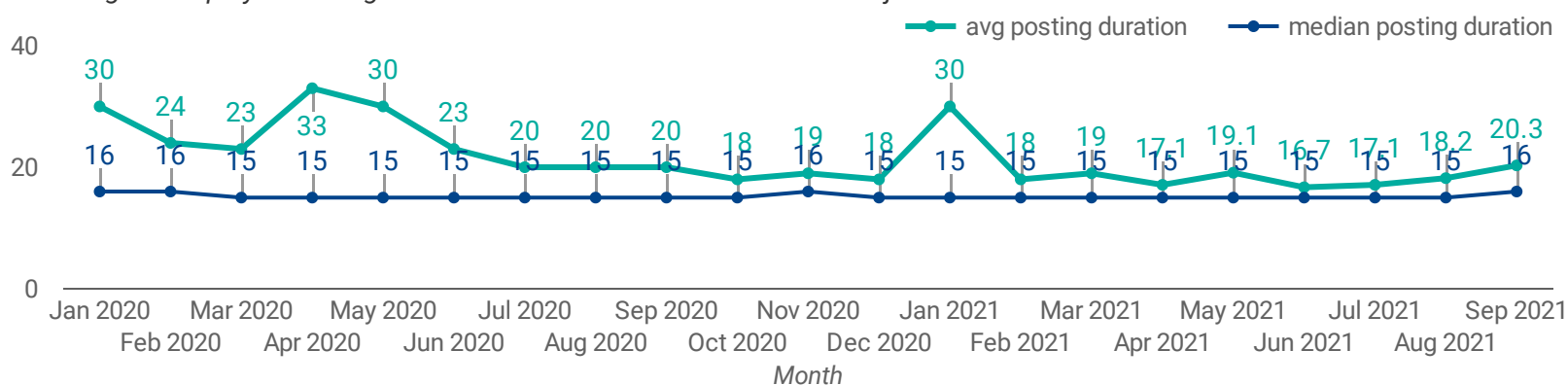
NUMBER OF ACTIVE JOB BOARDS

How many job postings were active for at least 1 day this month on these job boards?



AVG & MEDIAN POSTING LENGTH BY DAYS

How long are employers having to recruit for to find candidates to fill their job vacancies?



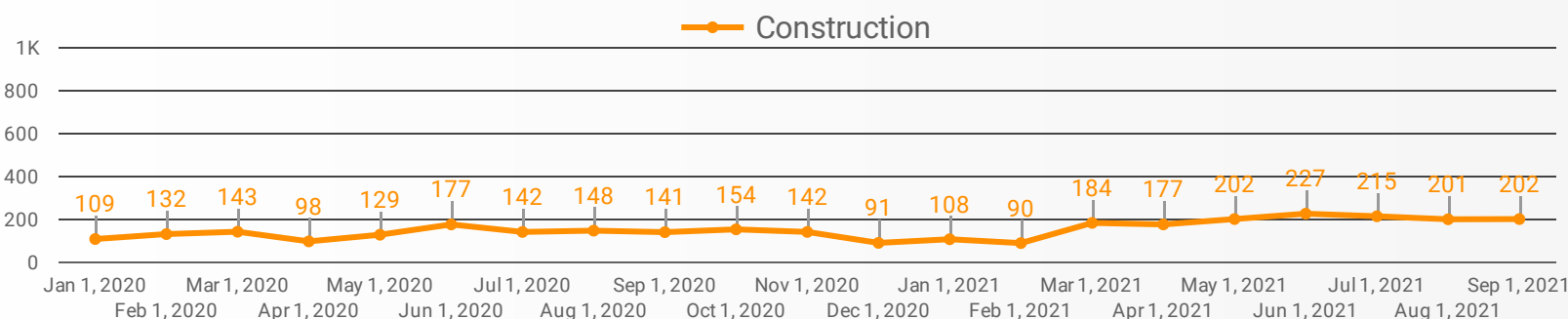
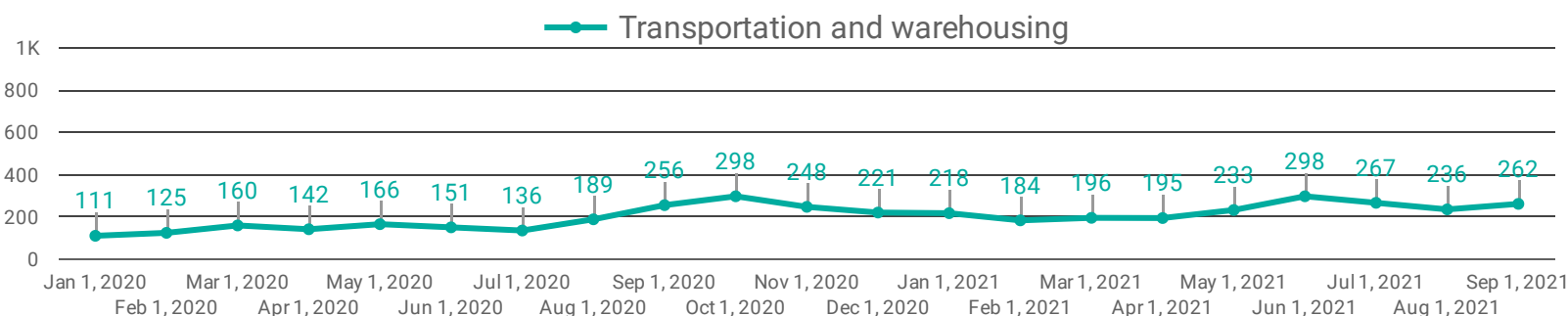
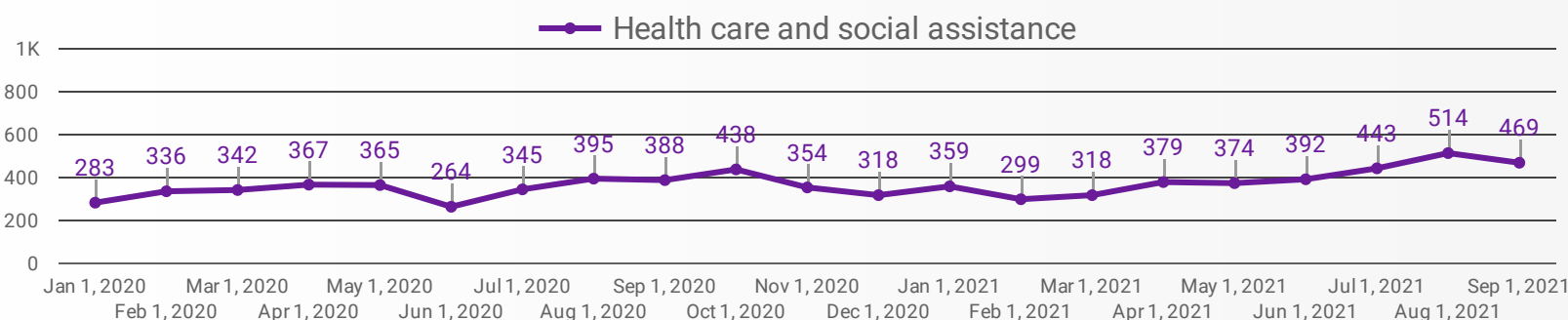
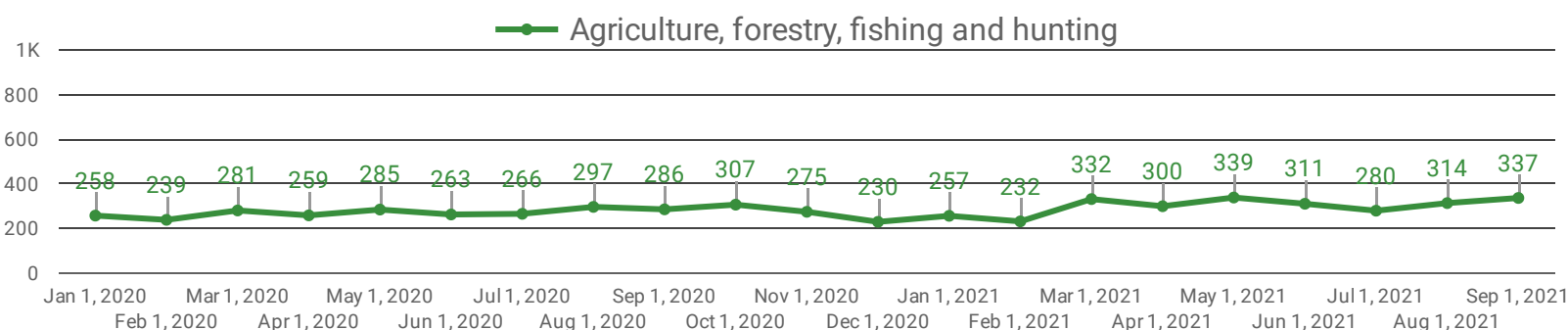
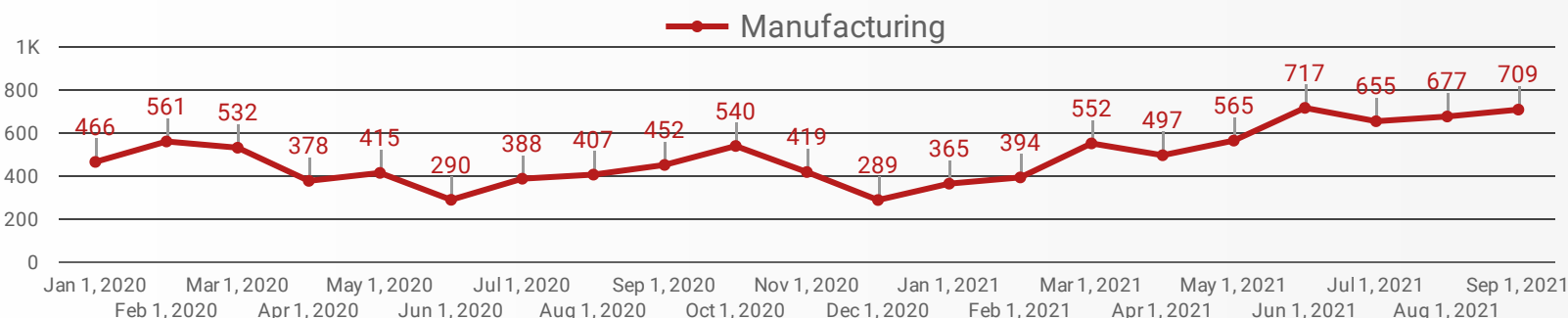
POST DATE TIMELINE FOR THIS MONTH'S ACTIVE JOB POSTINGS

How many job postings were active for at least 1 day this month?



DEMAND BY KEY SECTOR (WINDSOR-ESSEX)

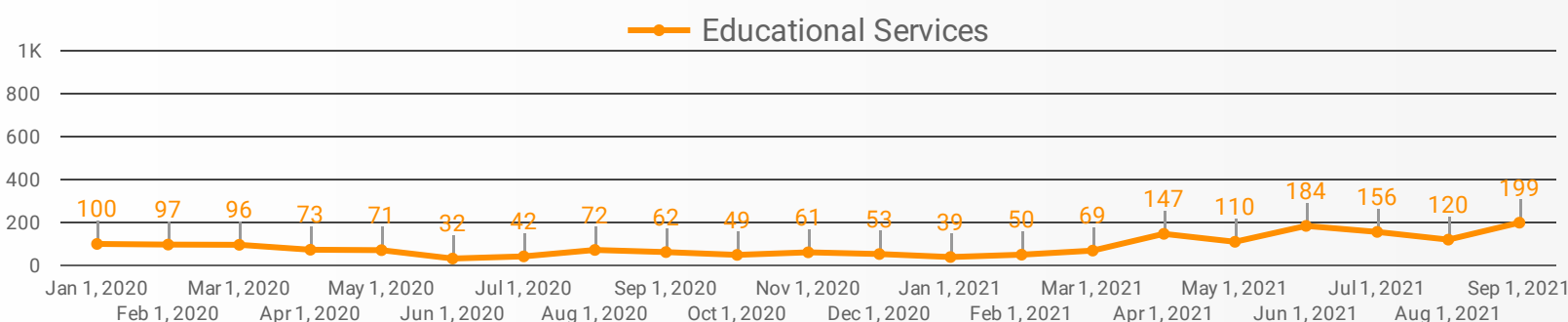
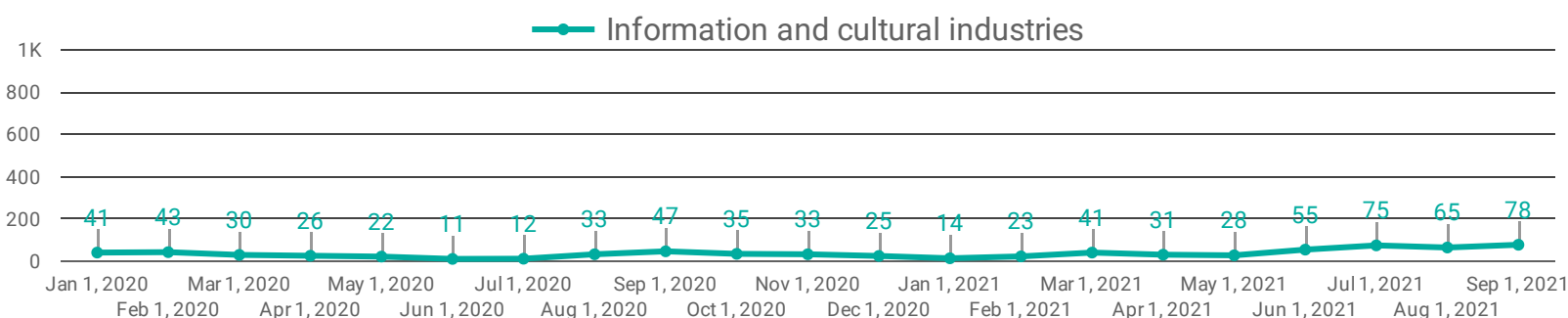
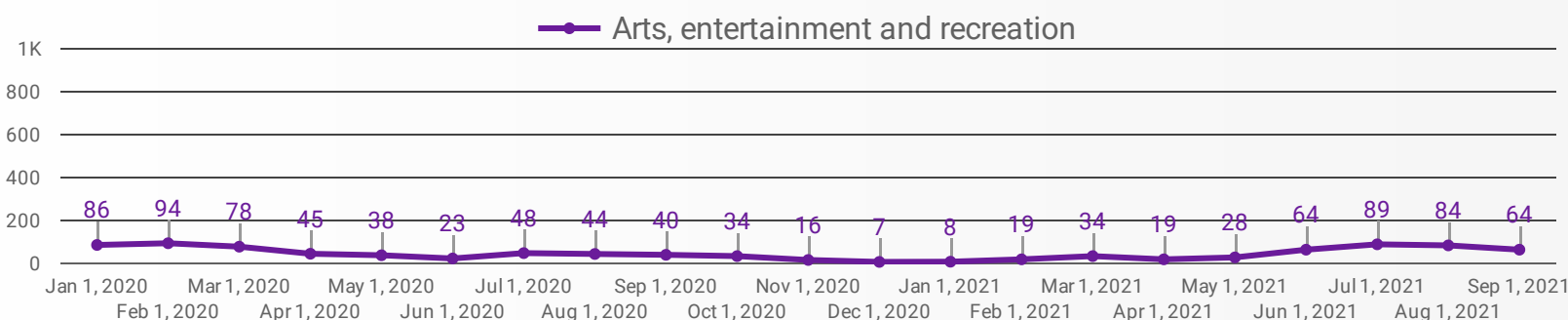
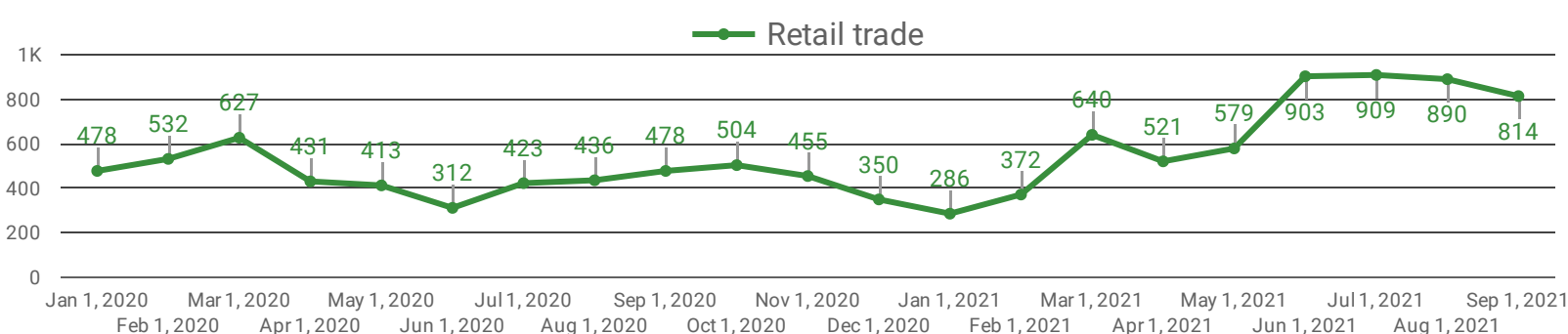
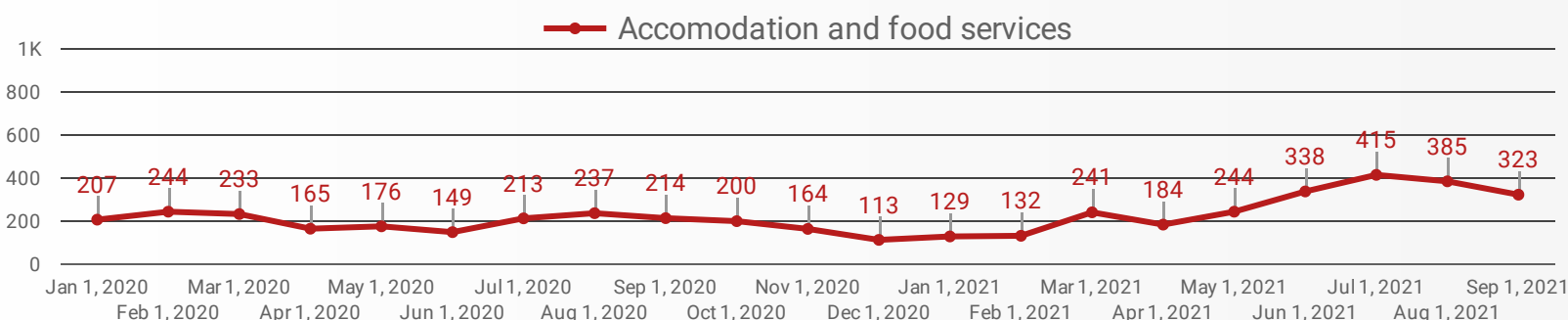
How many job postings were active for at least 1 day this month by sector?



NOTE: This graph cannot be filtered using the controls on the cover page

DEMAND BY IMPACTED SECTOR (WINDSOR-ESSEX)

How many job postings were active for at least 1 day this month by sector?



NOTE: This graph cannot be filtered using the controls on the cover page

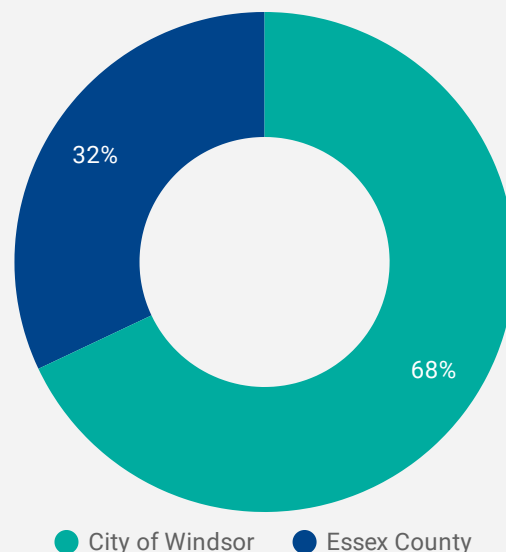
JOB POSTINGS BY MUNICIPALITY

Where are job opportunities being offered?

	MUNICIPALITY	POSTING COUNT	AVG POSTING LENGTH IN DAYS	MEDIAN POSTING LENGTH IN DAYS
1.	City of Windsor	4,067	20.0	16
2.	Municipality of Leamington	537	17.6	16
3.	Town of Tecumseh	417	20.8	16
4.	Town of Kingsville	337	20.3	21
5.	Town of Essex	215	29.5	21
6.	Town of Amherstburg	161	18.1	15
7.	Town of Lakeshore	144	24.5	19
8.	Town of LaSalle	105	16.4	15

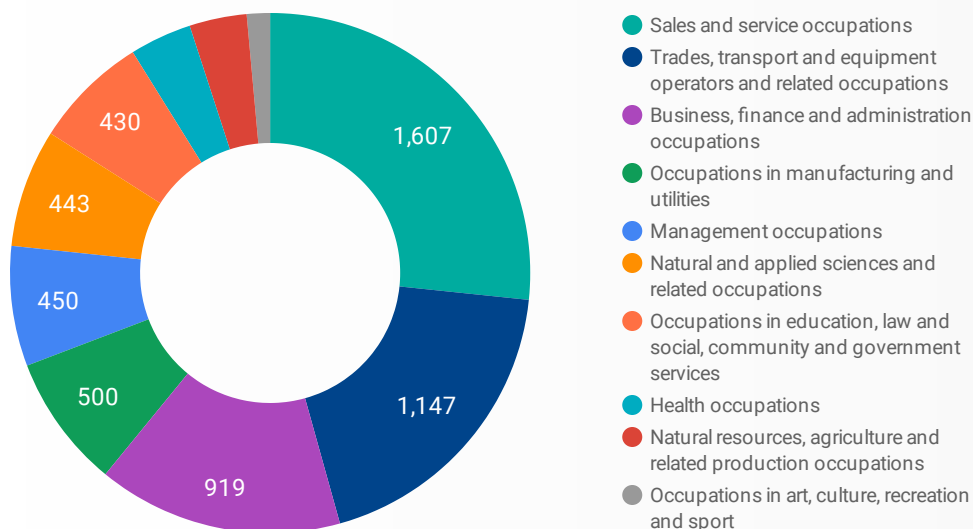
URBAN & RURAL DEMAND

Job Postings by Location



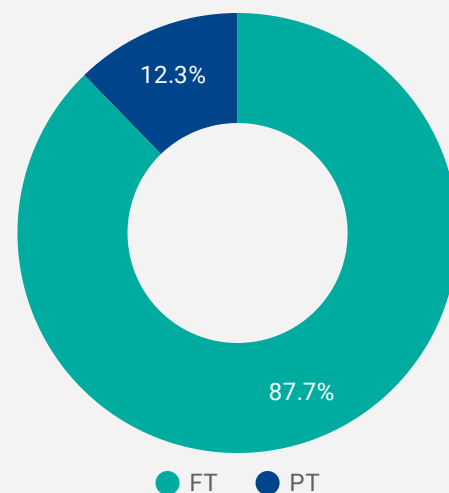
JOB POSTINGS BY SKILL TYPE

What skill type is being recruited?



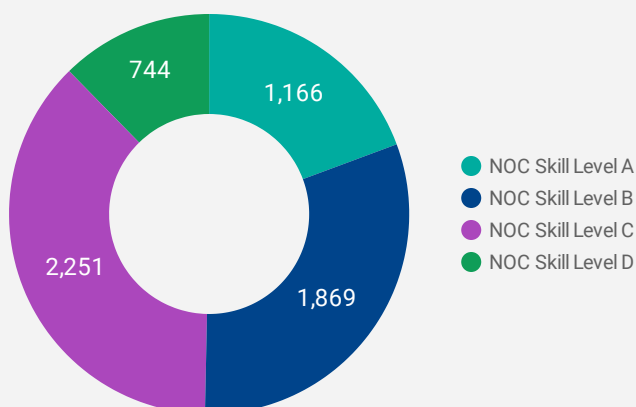
JOB TYPE

Full-time vs Part-time



JOB POSTINGS BY SKILL LEVEL

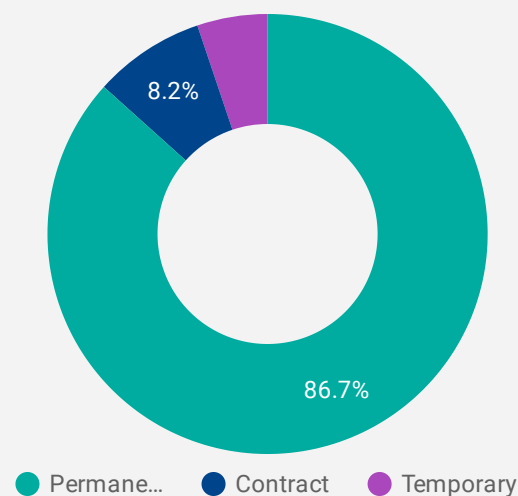
What education do occupations typically require?



Skill Level A = Usually University education | Skill Level B = Usually College education or Apprenticeship training | Skill Level C = Usually Secondary education or occupation-specific training | Skill Level D = Usually on-the-job training

JOB DURATION

Permanency of jobs posted



TOP HIRING COMPANIES & AGENCIES

What companies are hiring?

	COMPANY	COMMUNITY	POSTINGS ▾	AVERAGE POSTING DURATION IN DAYS	MEDIAN POSTING DURATION IN DAYS
1.	Loblaw Companies Limited	Windsor	53	14.2	15
2.	Windsor-Essex Catholic District School Board	Windsor	46	17.4	15
3.	Varsity Tutors	Windsor	43	2.0	2
4.	Windsor, Corporation of the City of	Windsor	42	19.9	21
5.	Shoppers Drug Mart / Pharmaprix	Windsor	37	14.1	15
6.	RONA Inc.	Leamington	36	7.2	3
7.	Windsor Mold Group	Windsor	29	16.0	15
8.	Paladin Security Group Ltd.	Windsor	29	12.0	9
9.	Impact Staffing Inc.	Windsor	27	19.7	21
10.	Mucci Farms Ltd.	Kingsville	26	19.8	21
11.	Windsor Regional Hospital - Met Campus	Windsor	25	19.7	21
12.	Municipality of Leamington	Leamington	24	8.6	8
13.	Canadian Executive Search Group Inc	Windsor	23	21.0	21
14.	Mastronardi Produce Limited	Kingsville	23	19.5	21
15.	Lakeside Produce Inc	Leamington	23	18.3	21
16.	McDonald's Restaurants	Windsor	23	18.9	15
17.	Walmart Canada	Windsor	21	15.1	15
18.	Greater Essex County District School Board	Windsor	20	20.1	21
19.	Bonduelle	Windsor	20	18.9	21
20.	Belwood Poultry Ltd	Amherstburg	20	17.0	16
21.	Scotiabank	Windsor	20	15.6	15
22.	MEDA Engineering and Technical Services, LLC	Windsor	19	15.8	16
23.	University of Windsor	Windsor	18	17.3	16
24.	Loblaw Companies Limited	Leamington	18	14.3	15
25.	Rock FOC Technology	Windsor	18	55.7	57
26.	Platinum Direct Hire Inc.	Windsor	17	21.0	21
27.	Southwestern Manufacturing Inc.	Windsor	17	15.5	16
28.	The Electromac Group	Windsor	17	20.4	21
29.	Randstad Canada	Windsor	17	20.4	17
30.	Walmart	Windsor	17	4.4	2
31.	Victorian Order of Nurses / VON Canada	Windsor	17	21.1	21

TOP HOURLY WAGES IN JOB POSTINGS

What are employers willing to pay to find the perfect candidate?

of Minimum Wage Jobs at \$14.25/hour

86

	JOB TITLE	COMPANY	LOCATION	WAGE VALUE ▾
1.	Enseignant(e) supplÃ©ant	Conseil scolaire catholique Providence (Ontario)	Town of Amherstburg	\$67
2.	Kitchen Restaurant Manager	Gecko Hospitality	City of Windsor	\$60
3.	Psychologist	University of Windsor	City of Windsor	\$56.47
4.	Moving Team Of 2 Needed For Residential Moves - \$55/HR Pay	Kijiji Jobs	City of Windsor	\$55
5.	Banquet Hall Manager	Express Employment Professionals	City of Windsor	\$55
6.	Chief Executive Officer (ceo) - Manufacturing Company	Viscon Group NA Ltd	Town of Kingsville	\$51.5
7.	Chief Executive Officer - CEO - Viscon Group NA Ltd.	Viscon Group North America Ltd	Town of Kingsville	\$51.5
8.	Major Gift Officer	University of Windsor	City of Windsor	\$50.02
9.	Bouncer/Security Gig \$50/hour	Kijiji Jobs	City of Windsor	\$50
10.	Urgent - Bartender Instructors Needed In Harrow, On	GoSkate	Town of Essex	\$50
11.	Rodman, Concrete Finisher, And Labourer	REIMAR Construction	City of Windsor	\$50
12.	Pharmacist	Valor Health	City of Windsor	\$50

1 - 100 / 1718



TOP SALARIES IN JOB POSTINGS

What are employers willing to pay to find the perfect candidate?

	JOB TITLE	COMPANY	LOCATION	WAGE VALUE ▾
1.	Real Estate Agent - Pre-qualified Buyers & Seller Meetings Booked For You!	Zoocasa	City of Windsor	\$350,000
2.	Real Estate Agent - Pre-Qualified Buyers & Seller Meetings Booked for You!	Zoocasa	City of Windsor	\$350,000
3.	Lease To Own Driver Wanted!	FULGER TRANSPORT INC.	Town of Essex	\$300,000
4.	Family Physician	Valor Health	City of Windsor	\$300,000
5.	Executive Director, Housing and Children's Services	Windsor, Corporation of the City of	City of Windsor	\$164,839.14
6.	Executive Director, Housing And Children's Services	Windsor, Corporation of the City of	City of Windsor	\$164,839.14
7.	Executive Director, Recreation & Culture	Windsor, Corporation of the City of	City of Windsor	\$164,839.14
8.	Associate Dentist	Towne Dental Centre	Town of Tecumseh	\$150,000
9.	Insurance Account Executive	Ian Murray - Desjardins	Town of Kingsville	\$150,000

1 - 100 / 2718

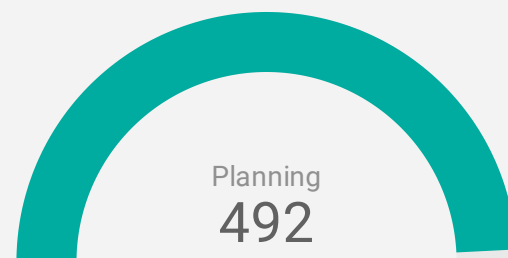
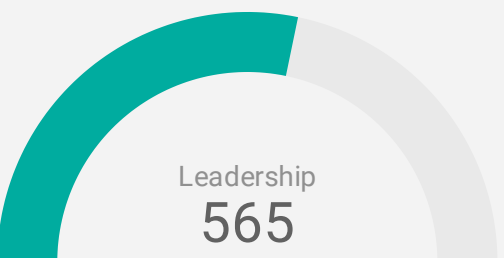
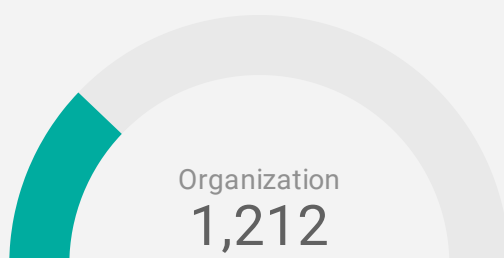
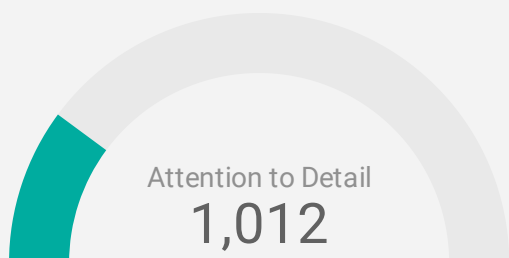
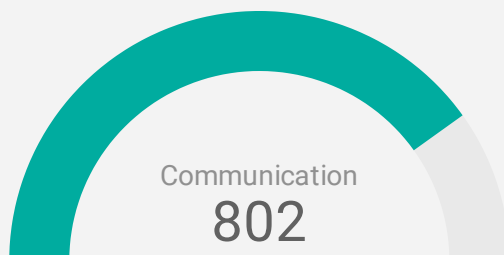
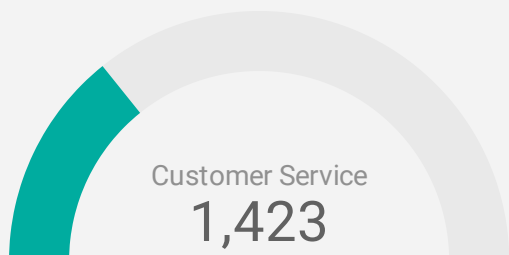


TOP IN-DEMAND SKILLS

How many times were these skills found in job postings?

ACTIVE JOB POSTINGS THIS MONTH

6,054

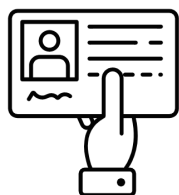


KEY JOB REQUIREMENTS

How often are these requirements desired in job postings?

ACTIVE JOB POSTINGS THIS MONTH

6,054



Driver's License
33



JOB LANGUAGES
288

OCCUPATIONS BY 4-DIGIT NOC, SKILL LEVEL, FREQUENCY & DURATION

What jobs are hard-to-fill and/or in-demand?

	4-DIGIT NOC CODE	4-DIGIT NOC LABEL	OCCUPATION'S SKILL LEVEL	POSTING COUNT ▾	AVG POSTING LENGTH IN DAYS	MEDIAN POSTING LENGTH IN DAYS
1.	6421	Retail salespersons	NOC Skill Level C	362	18	15
2.	7452	Material handlers	NOC Skill Level C	176	19	16
3.	7511	Transport truck drivers	NOC Skill Level C	176	21	15
4.	4412	Home support workers, housekeepers and related occupations	NOC Skill Level C	152	20	16
5.	6711	Food counter attendants, kitchen helpers and related support occupations	NOC Skill Level D	132	21	15
6.	6552	Other customer and information services representatives	NOC Skill Level C	118	18	16
7.	6322	Cooks	NOC Skill Level B	117	23	16
8.	621	Retail and wholesale trade managers	NOC Skill Level A	109	17	15
9.	7514	Delivery and courier service drivers	NOC Skill Level C	105	22	16
10.	8431	General farm workers	NOC Skill Level C	99	31	27
11.	6622	Store shelf stockers, clerks and order fillers	NOC Skill Level D	87	19	15
12.	7231	Machinists and machining and tooling inspectors	NOC Skill Level B	83	17	15
13.	9619	Other labourers in processing, manufacturing and utilities	NOC Skill Level D	83	20	16
14.	1241	Administrative assistants	NOC Skill Level B	80	18	15
15.	6731	Light duty cleaners	NOC Skill Level D	77	19	15
16.	6733	Janitors, caretakers and building superintendents	NOC Skill Level D	75	19	18.5
17.	6541	Security guards and related security service occupations	NOC Skill Level C	75	13	14.5
18.	9416	Metalworking and forging machine operators	NOC Skill Level C	66	19	21
19.	6222	Retail and wholesale buyers	NOC Skill Level B	65	19	15
20.	9417	Machining tool operators	NOC Skill Level C	64	19	16
21.	8432	Nursery and greenhouse workers	NOC Skill Level C	62	32	21
22.	1111	Financial auditors and accountants	NOC Skill Level A	60	17	17.5
23.	4216	Other instructors	NOC Skill Level B	59	11	13
24.	7232	Tool and die makers	NOC Skill Level B	59	17	15
25.	7237	Welders and related machine operators	NOC Skill Level B	59	17	16
26.	1114	Other financial officers	NOC Skill Level A	57	20	16
27.	6513	Food and beverage servers	NOC Skill Level C	55	19	16
28.	9617	Labourers in food and beverage processing	NOC Skill Level D	55	24	21
29.	7611	Construction trades helpers and labourers	NOC Skill Level D	54	29	16
30.	1521	Other occupations	NOC Skill Level C	50	17	15.5

JOB POSTINGS BY 3-DIGIT NOC, SKILL LEVEL, FREQUENCY & DURATION

What jobs are hard to fill and/or in-demand?

	3-DIGIT NOC CODE	3-DIGIT NOC LABEL	OCCUPATION'S SKILL LEVEL	POSTING COUNT ▾	AVG POSTING LENGTH IN DAYS	MEDIAN POSTING LENGTH IN DAYS
1.	642	Retail salespersons	NOC Skill Level C	362	18	15
2.	751	Motor vehicle and transit drivers	NOC Skill Level C	297	21	15
3.	723	Machining, metal forming, shaping and erecting trades	NOC Skill Level B	208	17	15
4.	673	Cleaners	NOC Skill Level D	182	19	15
5.	745	Longshore workers and material handlers	NOC Skill Level C	177	19	16
6.	441	Home care providers and educational support occupations	NOC Skill Level C	163	21	16
7.	961	Labourers in processing, manufacturing and utilities	NOC Skill Level D	163	22	21
8.	843	Agriculture and horticulture workers	NOC Skill Level C	161	32	26
9.	111	Auditors, accountants and investment professionals	NOC Skill Level A	143	21	16
10.	941	Machine operators and related workers in mineral and metal products processing and manufacturing	NOC Skill Level C	142	19	21
11.	632	Chefs and cooks	NOC Skill Level B	133	26	16
12.	671	Food counter attendants, kitchen helpers and related support occupations	NOC Skill Level D	132	21	15
13.	122	Administrative and regulatory occupations	NOC Skill Level B	123	17	16
14.	655	Customer and information services representatives	NOC Skill Level C	122	18	16
15.	152	Supply chain logistics, tracking and scheduling co-ordination occupations	NOC Skill Level C	120	17	16
16.	421	Paraprofessional occupations in legal, social, community and education services	NOC Skill Level B	118	15	15
17.	124	Office administrative assistants - general, legal and medical	NOC Skill Level B	117	18	15
18.	622	Technical sales specialists in wholesale trade and retail and wholesale buyers	NOC Skill Level B	110	20	15
19.	062	Retail and wholesale trade managers	NOC Skill Level A	109	17	15
20.	662	Other sales support and related occupations	NOC Skill Level D	101	19	15
21.	143	Financial, insurance and related administrative support workers	NOC Skill Level C	96	18	15
22.	112	Human resources and business service professionals	NOC Skill Level A	94	21	16
23.	213	Civil, mechanical, electrical and chemical engineers	NOC Skill Level A	90	18	16
24.	651	Occupations in food and beverage service	NOC Skill Level C	83	19	16
25.	731	Machinery and transportation equipment mechanics (except motor vehicles)	NOC Skill Level B	77	31	16
26.	654	Security guards and related security service occupations	NOC Skill Level C	75	13	14.5
27.	223	Technical occupations in civil, mechanical and industrial engineering	NOC Skill Level B	75	25	16

JOB POSTINGS BY 2-DIGIT NOC, SKILL LEVEL, FREQUENCY & DURATION

What jobs are hard to fill and/or in-demand?

	2-DIGIT NOC CODE	2-DIGIT NOC LABEL	OCCUPATION'S SKILL LEVEL	POSTING COUNT ▾	AVG POSTING LENGTH IN DAYS	MEDIAN POSTING LENGTH IN DAYS
1.	64	Sales representatives and salespersons - wholesale and retail trade	NOC Skill Level C	388	18	15
2.	72	Industrial, electrical and construction trades	NOC Skill Level B	383	21	16
3.	75	Transport and heavy equipment operation and related maintenance occupations	NOC Skill Level C	345	21	15
4.	67	Service support and other service occupations, n.e.c.	NOC Skill Level D	325	20	15
5.	65	Service representatives and other customer and personal services occupations	NOC Skill Level C	309	17	15
6.	12	Administrative and financial supervisors and administrative occupations	NOC Skill Level B	300	18	16
7.	11	Professional occupations in business and finance	NOC Skill Level A	237	21	16
8.	22	Technical occupations related to natural and applied sciences	NOC Skill Level B	225	23	16
9.	94	Processing and manufacturing machine operators and related production workers	NOC Skill Level C	219	20	21
10.	62	Retail sales supervisors and specialized sales occupations	NOC Skill Level B	219	18	15
11.	21	Professional occupations in natural and applied sciences	NOC Skill Level A	218	18	16
12.	63	Service supervisors and specialized service occupations	NOC Skill Level B	217	25	16
13.	74	Other installers, repairers and servicers and material handlers	NOC Skill Level C	206	21	16
14.	14	Office support occupations	NOC Skill Level C	182	21	16
15.	44	Care providers and educational, legal and public protection support occupations	NOC Skill Level C	166	21	16
16.	96	Labourers in processing, manufacturing and utilities	NOC Skill Level D	163	22	21
17.	84	Workers in natural resources, agriculture and related production	NOC Skill Level C	162	31	24.5
18.	06	Middle management occupations in retail and wholesale trade and customer services	NOC Skill Level A	154	18	15
19.	66	Sales support occupations	NOC Skill Level D	149	19	15
20.	73	Maintenance and equipment operation trades	NOC Skill Level B	145	28	21
21.	01	Senior managers - construction, transportation, production and utilities	NOC Skill Level A	141	18	15
22.	15	Distribution, tracking and scheduling co-ordination occupations	NOC Skill Level C	139	17	16
23.	42	Paraprofessional occupations in legal, social, community and education services	NOC Skill Level B	118	15	15
24.	32	Technical occupations in health	NOC Skill Level B	86	17	15
25.	95	Assemblers in manufacturing	NOC Skill Level C	82	22	16
26.	41	Professional occupations in law and social, community and government services	NOC Skill Level A	82	22	16

MULTILINGUAL JOB POSTINGS BY THE NUMBERS

ACTIVE POSTINGS
338

NEW POSTINGS
204

COMPANIES
149

LANGUAGES
12

OF DAYS POSTED

AVERAGE
17.1

MEDIAN
15

MULTILINGUAL JOB POSTINGS BY SKILL LEVEL

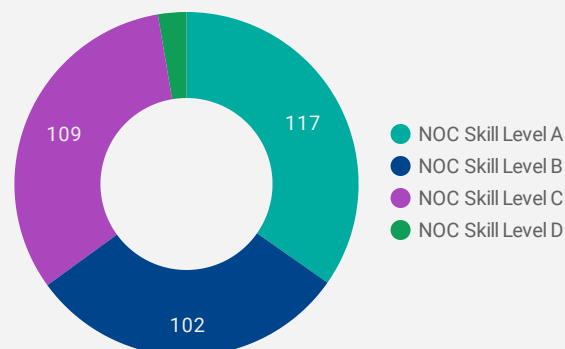
What language skills are employers looking for by occupational skill level?

117 Skill Level A - Management/ Professional Occupations usually requiring University

102 Skill Level B - Usually college education or apprenticeship training

109 Skill Level C - Usually secondary education or occupation-specific training

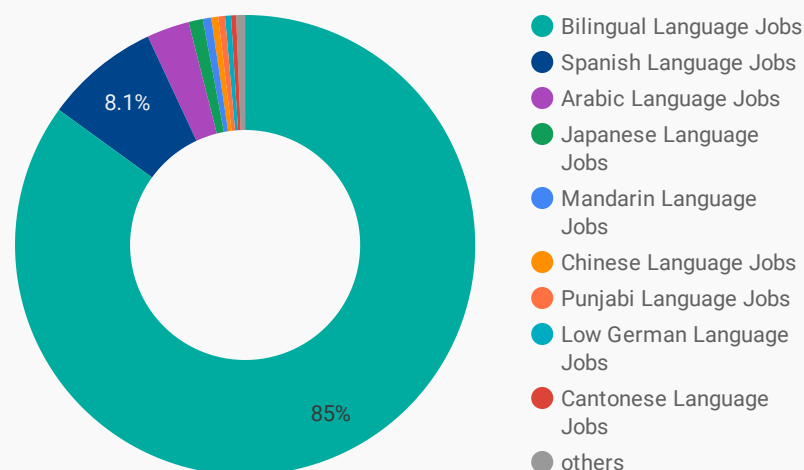
9 Skill Level D - Usually on-the-job training



LANGUAGES	NOC Skill Level A	NOC Skill Level B	NOC Skill Level C	NOC Skill Level D
Bilingual Language Jobs	103	74	104	6
Spanish Language Jobs	6	17	2	2
Arabic Language Jobs	3	7		
Mandarin Language Jobs	1	1		
Cantonese Language Jobs		2		
Chinese Language Jobs	2			
Japanese Language Jobs	1		1	


LANGUAGE SKILLS BREAKDOWN

Which kinds of language skills do employers seek?



	LANGUAGES	POSTING COUNT
1.	Bilingual Language Jobs	288
2.	Spanish Language Jobs	27
3.	Arabic Language Jobs	10
4.	Japanese Language Jobs	2
5.	Cantonese Language Jobs	2
6.	Chinese Language Jobs	2

Post Date Timeline of this Month's Active Job Postings



LANGUAGE SKILLS BEING RECRUITED BY SKILL TYPE

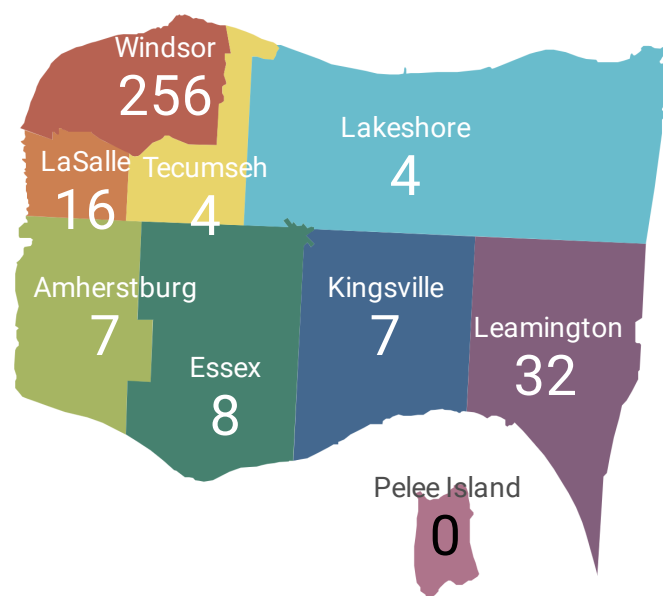
What language skills are sought by 1-Digit NOC?

SKILL TYPE NAME	Bilingual ...	Spanish ...	Arabic La...	Mandarin...	Cantones...	Chinese ...	Grand total
Sales and service occupations	88	4	1				95
Business, finance and administration occu...	61	6	1		2		71
Occupations in education, law and social, ...	60	1	4	1			67
Management occupations	30	1		1		2	34
Health occupations	15	1	2				18
Trades, transport and equipment operator...	12	2	2				18
Natural and applied sciences and related o...	8	4					13
Occupations in art, culture, recreation and ...	10						10
Natural resources, agriculture and related ...	2	7					9
Occupations in manufacturing and utilities	1	1					2
Grand total	287	27	10	2	2	2	337

MULTILINGUAL JOB POSTINGS BY MUNICIPALITY

What language skills are sought by 4-Digit NOC?

	MUNICIPALITY	POSTINGS	AVG POSTING LENGTH IN DAYS	MEDIAN POSTING LENGTH IN DAYS
1.	City of Windsor	256	20.0	16
2.	Municipality of Leamington	32	17.6	16
3.	Town of LaSalle	16	16.4	15
4.	Town of Essex	8	29.5	21
5.	Town of Amherstburg	7	18.1	15
6.	Town of Kingsville	7	20.3	21
7.	Town of Tecumseh	4	20.8	16
8.	Town of Lakeshore	4	24.5	19



	UPPER TIER	POSTINGS	AVG POSTING LENGTH IN DAYS	MEDIAN POSTING LENGTH IN DAYS
1.	City of Windsor	256	20.0	16
2.	Essex County	78	20.5	16

LANGUAGE DEMAND BY JOB

What language skills are sought by 4-Digit NOC?

	4 DIGIT NOC NAME	POSTINGS ▾
1.	Retail salespersons	44
2.	Other customer and information service...	17
3.	Financial auditors and accountants	17
4.	Other instructors	16
5.	Managers in health care	15
6.	Home support workers, housekeepers an...	12
7.	Administrative assistants	8
8.	Social and community service workers	7
9.	Registered nurses and registered psychi...	7
10.	Social workers	7
11.	Professional occupations in advertising, ...	7
12.	Elementary school and kindergarten teac...	6
13.	Human resources professionals	5
14.	Insurance agents and brokers	5
15.	Material handlers	5
16.	Other financial officers	4
17.	Contractors and supervisors, landscapin...	4
18.	General office support workers	4
19.	Cooks	4
20.	Lawyers and Quebec notaries	4
21.	Corporate sales managers	3
22.	Financial sales representatives	3
23.	Delivery and courier service drivers	3
24.	Authors and writers	3
25.	Food counter attendants, kitchen helpers...	3
26.	Security guards and related security serv...	3
27.	Supervisors, supply chain, tracking and s...	3
28.	Retail and wholesale trade managers	3
29.	Managers in social, community and corr...	3
30.	Property administrators	3
31.	Early childhood educators and assistants	3

1 - 100 / 111 < >

MULTILINGUAL HIRING EMPLOYERS

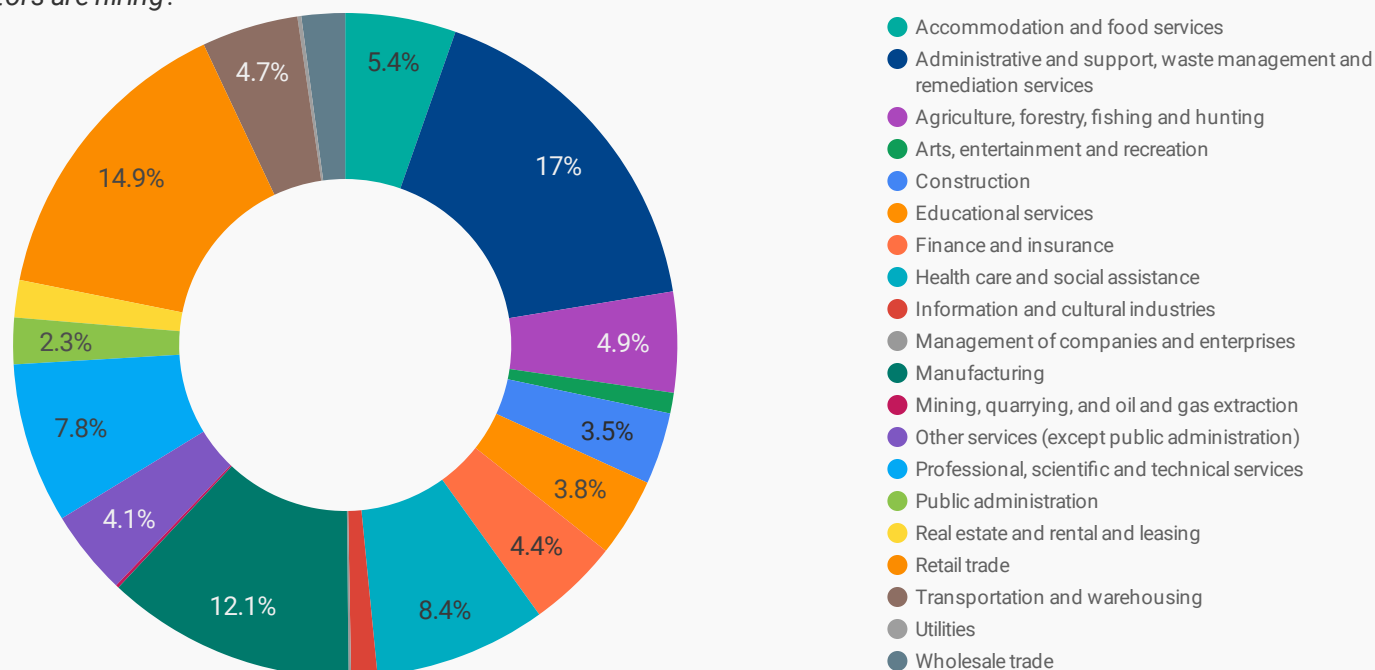
Which employers are seeking multilingual candidates?

	COMPANY	POSTINGS ▾
1.	Victorian Order of Nurses / VON Canada	18
2.	Intuit	17
3.	Bell	16
4.	Windsor Regional Hospital - Met Campus	16
5.	Varsity Tutors	15
6.	Conseil scolaire catholique Providence (Ontario)	10
7.	The Source	8
8.	La Source	8
9.	Windsor-Essex Catholic District School Board	8
10.	HÃ'tel-Dieu Grace Healthcare	7
11.	The Source (Bell) Electronics Inc.	7
12.	Canadian Cancer Society	5
13.	HGS Canada	5
14.	Sykes Enterprises	4
15.	Green Shield Canada	4
16.	Windsor, Corporation of the City of	4
17.	Lakeside Produce Inc	4
18.	PWC / PricewaterhouseCoopers LLP	4
19.	RONA Inc.	3
20.	Canadian Mental Health Association - Windsor-Essex...	3
21.	Home and Community Care Support Services Erie St. Clair	3
22.	Centre Communautaire Francophone Windsor Essex Kent	3
23.	Desjardins	3
24.	Nexus Communications Group Inc	3
25.	Kijiji Jobs	3

1 - 50 / 156 < >

TOP HIRING SECTORS BY 2-DIGIT NAICS CODE

What sectors are hiring?



	NAICS CODE	2-DIGIT NAICS LABEL	POSTING COUNT	AVG POSTING LENGTH IN DAYS	MEDIAN POSTING LENGTH IN DAYS
1.	56	Administrative and support, waste management and remediation services	1,088	26.9	21
2.	44-45	Retail trade	814	15.6	15
3.	31-33	Manufacturing	709	18.6	15
4.	62	Health care and social assistance	469	19.0	16
5.	54	Professional, scientific and technical services	435	17.2	15
6.	11	Agriculture, forestry, fishing and hunting	337	23.7	21
7.	72	Accommodation and food services	323	20.1	15
8.	81	Other services (except public administration)	285	25.9	16
9.	52	Finance and insurance	272	17.8	15
10.	48-49	Transportation and warehousing	262	17.9	15
11.	23	Construction	202	20.2	16
12.	61	Educational services	199	15.7	15
13.	91	Public administration	134	20.9	15
14.	41	Wholesale trade	127	23.1	16
15.	53	Real estate and rental and leasing	103	20.1	15
16.	51	Information and cultural industries	78	17.5	15
17.	71	Arts, entertainment and recreation	64	18.4	16
18.	22	Utilities	10	17.0	15
19.	21	Mining, quarrying, and oil and gas extraction	9	21.5	21
20.	55	Management of companies and enterprises	6	15.0	15

NOTE: NAICS code 56 includes Employment Agencies. Manufacturing includes codes 31-33, Retail Trade includes codes 44-45 and Transportation and Warehousing includes codes 48-49.

TOP HIRING SECTORS BY 3-DIGIT NAICS CODE

What sectors are hiring?

	NAICS CODE	3-DIGIT NAICS LABEL	POSTING COUNT ▾	AVERAGE POSTING LENGTH IN DAYS	MEDIAN POSTING LENGTH IN DAYS
1.	561	Administrative and support services	1,074	27.0	21
2.	541	Professional, scientific and technical services	435	17.2	15
3.	111	Crop production	303	24.5	21
4.	722	Food services and drinking places	281	20.3	15
5.	333	Machinery manufacturing	213	16.2	15
6.	611	Educational services	199	15.7	15
7.	522	Credit intermediation and related activities	177	18.9	15
8.	621	Ambulatory health care services	176	19.0	16
9.	445	Food and beverage stores	158	14.9	15
10.	813	Religious, grant-making, civic, and professional and similar organizations	157	33.5	16
11.	623	Nursing and residential care facilities	154	18.9	16
12.	484	Truck transportation	130	17.3	15
13.	238	Specialty trade contractors	129	19.7	16
14.	332	Fabricated metal product manufacturing	129	18.0	16
15.	448	Clothing and clothing accessories stores	116	16.4	15
16.	452	General merchandise stores	112	15.4	15
17.	913	Local, municipal and regional public administration	108	21.3	15
18.	446	Health and personal care stores	107	17.4	15
19.	444	Building material and garden equipment and supplies dealers	107	11.3	15
20.	624	Social assistance	101	18.5	15
21.	336	Transportation equipment manufacturing	100	18.4	16
22.	811	Repair and maintenance	77	18.1	16
23.	311	Food manufacturing	76	25.5	16
24.	453	Miscellaneous store retailers	73	18.1	15.5
25.	492	Couriers and messengers	72	19.5	16
26.	713	Amusement, gambling and recreation industries	62	18.4	16
27.	531	Real estate	61	18.1	15
28.	236	Construction of buildings	59	18.5	15.5
29.	443	Electronics and appliance stores	58	15.4	15
30.	413	Food, beverage and tobacco merchant wholesalers	55	22.4	16

TOP HIRING SECTORS BY 4-DIGIT NAICS CODE

What sectors are hiring?

	NAICS CODE	4-DIGIT NAICS LABEL	POSTING COUNT ▼	AVERAGE POSTING LENGTH IN DAYS	MEDIAN POSTING DAYS IN LENGTH
1.	5613	Employment services	865	29.3	21
2.	7225	Full-service restaurants and limited-service eating places	247	20.8	15
3.	1119	Other crop farming	217	21.9	21
4.	8134	Civic and social organizations	150	34.5	17.5
5.	5413	Architectural, engineering and related services	137	16.6	16
6.	3335	Metalworking machinery manufacturing	135	16.6	15
7.	5221	Depository credit intermediation	134	16.3	15
8.	4451	Grocery stores	126	14.3	15
9.	4841	General freight trucking	120	17.7	15
10.	4529	Other general merchandise stores	111	15.4	15
11.	4461	Health and personal care stores	107	17.4	15
12.	9139	Other local, municipal and regional public administration	105	19.0	15
13.	4441	Building material and supplies dealers	101	10.9	15
14.	4481	Clothing stores	100	16.2	15
15.	5617	Services to buildings and dwellings	94	17.4	15
16.	5416	Management, scientific and technical consulting services	93	15.2	15
17.	6231	Nursing care facilities	86	19.3	16
18.	5419	Other professional, scientific and technical services	83	21.1	15
19.	5616	Investigation and security services	69	12.8	14
20.	1114	Greenhouse, nursery and floriculture production	69	29.7	24
21.	6233	Community care facilities for the elderly	67	18.3	16
22.	6117	Educational support services	66	14.7	21
23.	8111	Automotive repair and maintenance	65	17.8	16
24.	6241	Individual and family services	65	19.3	15.5
25.	7139	Other amusement and recreation industries	62	18.4	16
26.	6111	Elementary and secondary schools	62	17.1	15
27.	3322	Cutlery and hand tool manufacturing	60	17.6	15
28.	4431	Electronics and appliance stores	58	15.4	15
29.	3329	Other fabricated metal product manufacturing	58	18.4	21
30.	3119	Other food manufacturing	54	17.5	16
31.	3362	Machinery manufacturing	53	17.6	16

TOP HIRING SECTORS BY 5-DIGIT NAICS CODE

What sectors are hiring?

	NAICS CODE	5-DIGIT NAICS LABEL	POSTING COUNT ▾	AVERAGE POSTING LENGTH IN DAYS	MEDIAN POSTING LENGTH IN DAYS
1.	56131	Employment placement agencies and executive search services	865	29.3	21
2.	72251	Full-service restaurants and limited-service eating places	247	20.8	15
3.	11199	All other crop farming	217	21.9	21
4.	81341	Civic and social organizations	150	34.5	17.5
5.	33351	Metalworking machinery manufacturing	135	16.6	15
6.	54133	Engineering services	123	16.8	16
7.	45299	All other general merchandise stores	111	15.4	15
8.	48412	General freight trucking, long distance	111	17.8	15
9.	52211	Banking	111	16.1	15
10.	44511	Supermarkets and other grocery (except convenience) stores	109	14.7	15
11.	91391	Other local, municipal and regional public administration	105	19.0	15
12.	44413	Hardware stores	89	10.1	11
13.	62311	Nursing care facilities	86	19.3	16
14.	44611	Pharmacies and drug stores	73	17.9	15
15.	62331	Community care facilities for the elderly	67	18.3	16
16.	61171	Educational support services	66	14.7	21
17.	61111	Elementary and secondary schools	62	17.1	15
18.	33221	Cutlery and hand tool manufacturing	60	17.6	15
19.	44314	Electronics and appliance stores	58	15.4	15
20.	33299	All other fabricated metal product manufacturing	58	18.4	21
21.	56161	Investigation, guard and armoured car services	53	11.5	9
22.	56172	Janitorial services	49	17.7	15.5
23.	54161	Management consulting services	49	15.7	16
24.	11142	Nursery and floriculture production	48	33.0	26.5
25.	33637	Motor vehicle metal stamping	45	17.9	21
26.	31199	All other food manufacturing	45	17.4	16
27.	54121	Accounting, tax preparation, bookkeeping and payroll services	45	13.0	15
28.	54199	All other professional, scientific and technical services	44	21.4	16
29.	62149	Other out-patient care centres	43	18.2	16
30.	45399	All other miscellaneous store retailers	42	18.4	15
31.	54122	Other professional, scientific and technical services	41	11.8	15

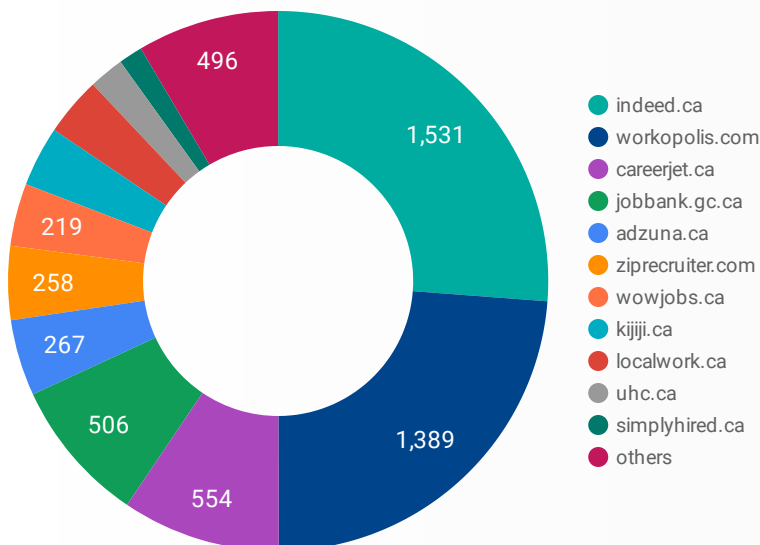
TOP HIRING SECTORS BY 6-DIGIT NAICS CODE

What sectors are hiring?

	NAICS CODE	6-DIGIT NAICS LABEL	POSTING COUNT ▾	AVG POSTING LENGTH IN DAYS	MEDIAN POSTING LENGTH IN DAYS
1.	561310	Employment placement agencies and executive search services	865	29.3	21
2.	111993	Fruit and vegetable combination farming	157	21.9	21
3.	813410	Civic and social organizations	150	34.5	17.5
4.	722512	Limited-service eating places	124	20.2	15
5.	541330	Engineering services	123	16.8	16
6.	722511	Full-service restaurants	123	21.5	15
7.	333511	Industrial mould manufacturing	119	16.6	15
8.	522111	Personal and commercial banking industry	111	16.1	15
9.	452999	All other miscellaneous general merchandise stores	111	15.4	15
10.	445110	Supermarkets and other grocery (except convenience) stores	109	14.7	15
11.	913910	Other local, municipal and regional public administration	105	19.0	15
12.	484122	General freight trucking, long distance, less than truck-load	96	17.9	15
13.	444130	Hardware stores	89	10.1	11
14.	623110	Nursing care facilities	86	19.3	16
15.	446110	Pharmacies and drug stores	73	17.9	15
16.	623310	Community care facilities for the elderly	67	18.3	16
17.	611710	Educational support services	66	14.7	21
18.	611110	Elementary and secondary schools	62	17.1	15
19.	332210	Cutlery and hand tool manufacturing	60	17.6	15
20.	111999	All other miscellaneous crop farming	60	21.9	17.5
21.	332999	All other miscellaneous fabricated metal product manufacturing	58	18.4	21
22.	443143	Appliance, television and other electronics stores	56	15.4	15
23.	561612	Security guard and patrol services	52	11.3	9
24.	561722	Janitorial services (except window cleaning)	49	17.7	15.5
25.	336370	Motor vehicle metal stamping	45	17.9	21
26.	311990	All other food manufacturing	45	17.4	16
27.	541990	All other professional, scientific and technical services	44	21.4	16
28.	111421	Nursery and tree production	43	35.2	27
29.	621494	Community health centres	42	18.1	16
30.	541690	Other scientific and technical consulting services	41	14.8	15
31.	562910	All other janitorial and janitorial services	40	16.5	15

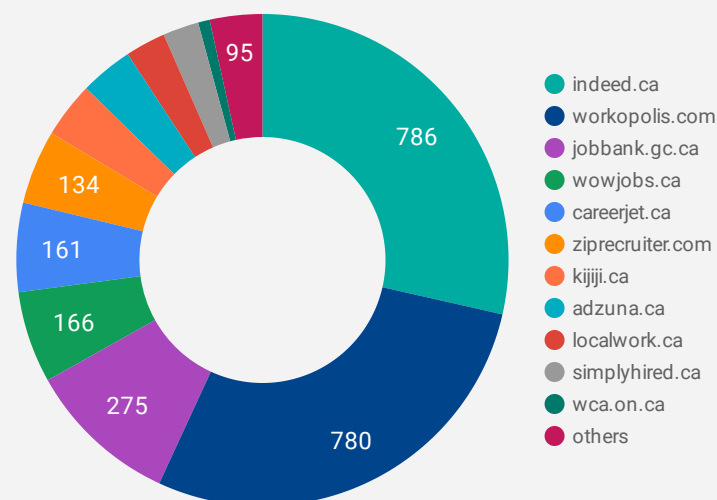
JOB POSTINGS BY JOB BOARD

What share of unique job postings appear on each job board?



COMPANIES BY JOB BOARD

What share of unique job postings appear on each job board?



JOB POSTING DETAILS BY JOB BOARD

How does job posting activity differ by job board?

	JOB BOARD	POSTING COUNT ▼	AVG POSTING LENGTH IN DAYS	MEDIAN POSTING LENGTH IN DAYS	# OF COMPANIES
1.	indeed.ca	1,531	21	21	786
2.	workopolis.com	1,389	15	15	780
3.	careerjet.ca	554	23	15	161
4.	jobbank.gc.ca	506	28	16	275
5.	adzuna.ca	267	15	15	96
6.	ziprecruiter.com	258	16	16	134
7.	wowjobs.ca	219	16	16	166
8.	kijiji.ca	211	15	15	101
9.	localwork.ca	206	9	4	73
10.	uhc.ca	123	64	58	1
11.	simplyhired.ca	84	16	16	65
12.	careerarc.com	66	25	13	12
13.	citywindsor.ca	56	123	59	3
14.	jobillico.com	45	29	16	16
15.	network.applytoeducation.com	37	7	6	3
16.	canadianexecutivesearch.com	36	17	12	1
17.	myrocketcareer.com	30	49	56	2

MAPPING THIS MONTH'S ACTIVE JOB POSTINGS IN WINDSOR-ESSEX

How many job postings were active for at least 1 day this month?

