

# JOB DEMAND REPORT

## AUGUST 2021

Job posting data collected by Workforce WindsorEssex from job boards and employer websites who recruit candidates in Windsor-Essex.

### HIGHLIGHTS

#### JOB POSTINGS BY THE NUMBERS

TOTAL POSTINGS	NEW THIS MONTH	COMPANIES	JOB BOARDS
5,730	3,396	1,917	42

#### # OF DAYS POSTED

AVERAGE	MEDIAN
18.2	15

## REPORT BUILDER

The default filter selection below will show all job demand data for the month. You can use the filters to create a customized report for the purpose of understanding a subset of the data.

#### OCCUPATION FILTERS

SKILL TYPE NAME / 1-DIGIT NOC

MAJOR GROUP / 2-DIGIT NOC

MINOR GROUP / 3-DIGIT NOC

UNIT GROUP / 4-DIGIT NOC

SKILL LEVEL

JOB TYPE

JOB DURATION

ADDITIONAL LANGUAGE

SPECIFIC JOB TAGS

#### INDUSTRY/SECTOR FILTERS

HIRING SECTOR BY 2-DIGIT NAICS CODE

HIRING SECTOR BY 3-DIGIT NAICS CODE

HIRING SECTOR BY 4-DIGIT NAICS CODE

HIRING SECTOR BY 5-DIGIT NAICS CODE

HIRING SECTOR BY 6-DIGIT NAICS CODE

#### OTHER FILTERS

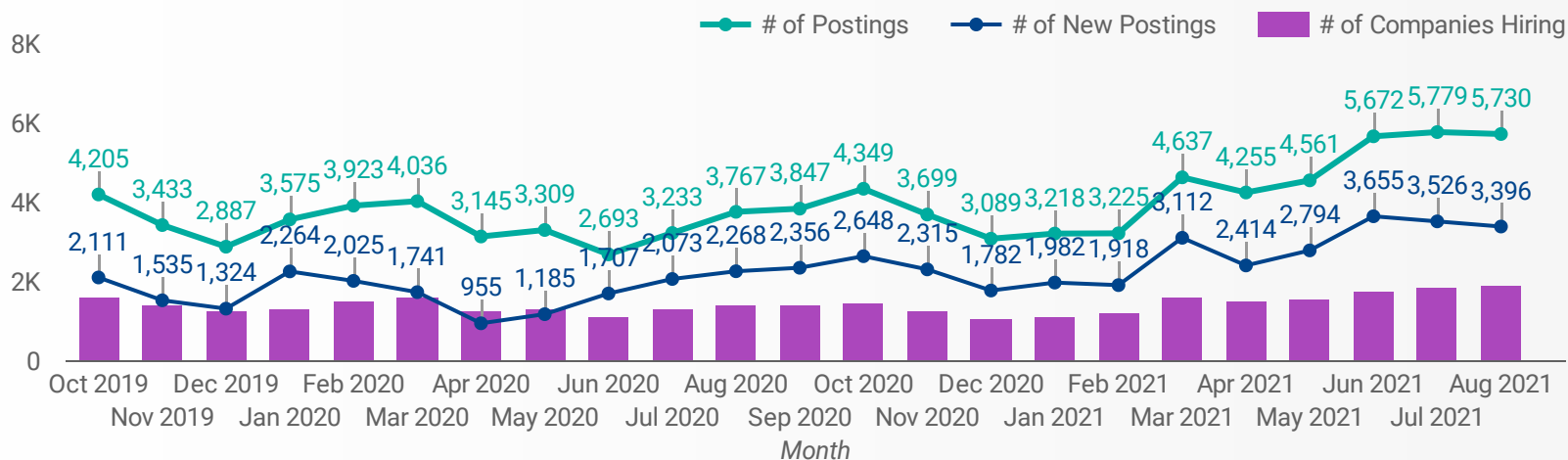
MUNICIPALITY

JOB BOARD

NOC = National Occupation Classification | NAICS = North American Industry Classification System

## JOB POSTINGS BY MONTH FOR WINDSOR-ESSEX

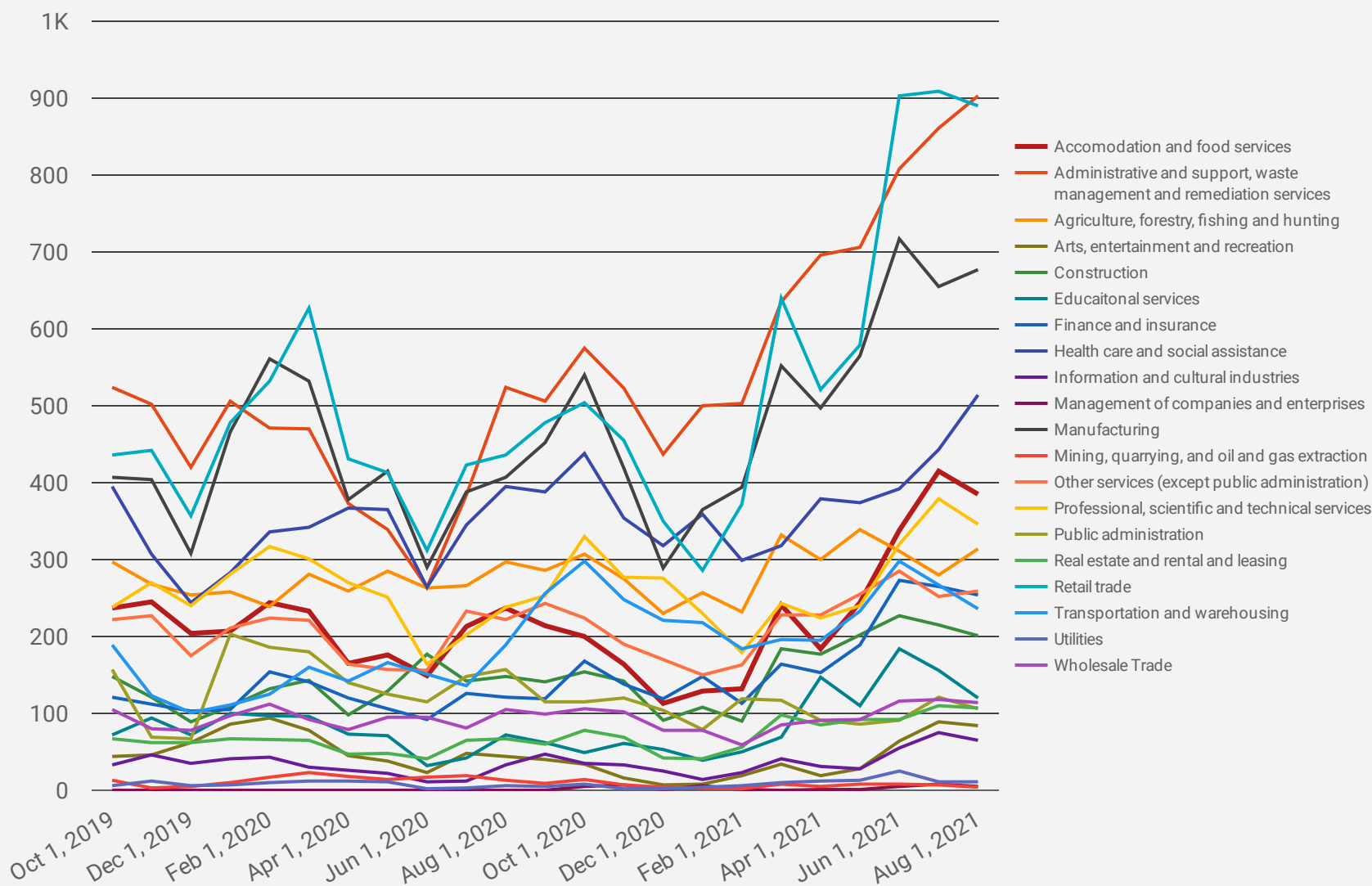
How many job postings were active for at least 1 day this month?



NOTE: This graph cannot be filtered using the controls on the cover page

## JOB POSTINGS BY SECTOR BY MONTH FOR WINDSOR-ESSEX

How many job postings were active for at least 1 day this month by sector?



NOTE: This graph cannot be filtered using the controls on the cover page

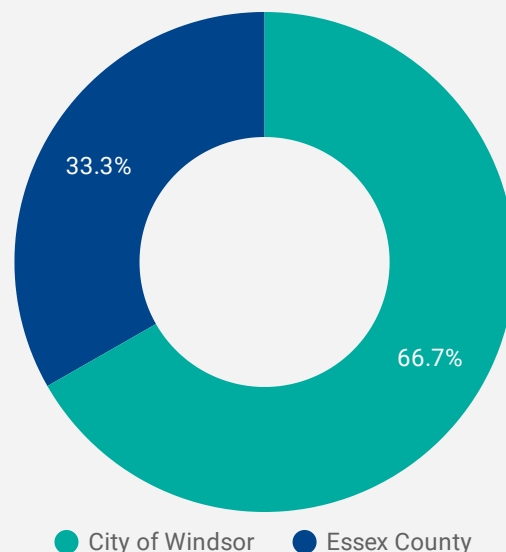
## JOB POSTINGS BY MUNICIPALITY

Where are job opportunities being offered?

	MUNICIPALITY	POSTING COUNT	AVG POSTING LENGTH IN DAYS	MEDIAN POSTING LENGTH IN DAYS
1.	City of Windsor	3,768	17	15
2.	Municipality of Leamington	502	18	15
3.	Town of Tecumseh	455	22	16
4.	Town of Kingsville	311	20	16
5.	Town of Essex	195	18	15
6.	Town of Amherstburg	178	17	15
7.	Town of Lakeshore	147	20	16
8.	Town of LaSalle	90	18	15

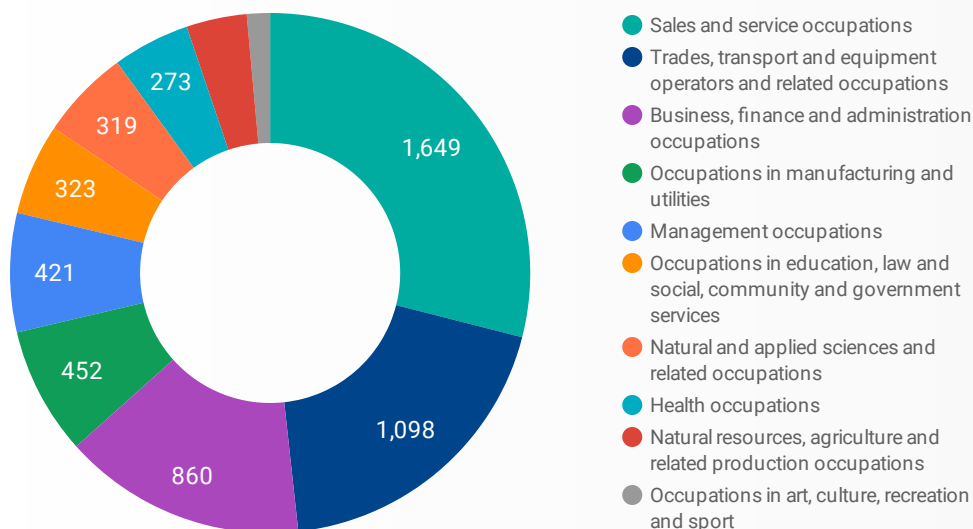
## URBAN & RURAL DEMAND

Job Postings by Location



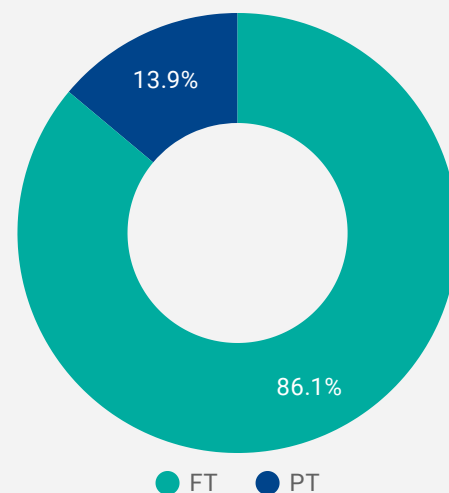
## JOB POSTINGS BY SKILL TYPE

What skill type is being recruited?



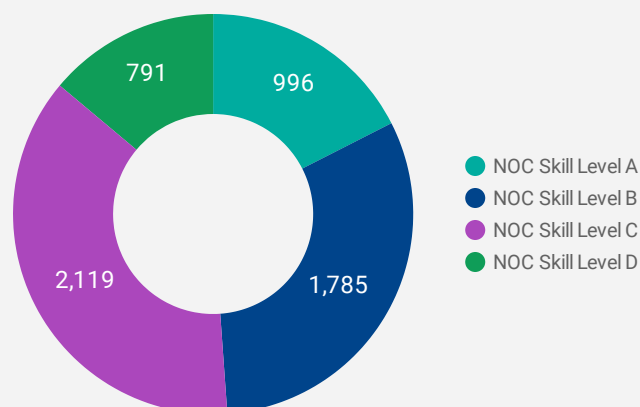
## JOB TYPE

Full-time vs Part-time



## JOB POSTINGS BY SKILL LEVEL

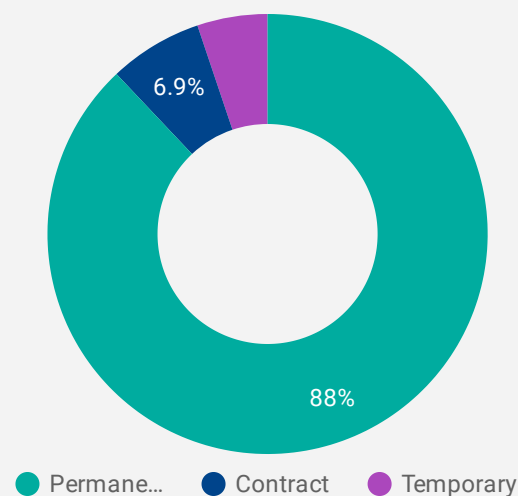
What education do occupations typically require?



Skill Level A = Usually University education | Skill Level B = Usually College education or Apprenticeship training | Skill Level C = Usually Secondary education or occupation-specific training | Skill Level D = Usually on-the-job training

## JOB DURATION

Permanency of jobs posted



## OCCUPATIONS BY FREQUENCY & LENGTH OF JOB POSTINGS

*What jobs are hard-to-fill and/or in-demand?*

	4 DIGIT NOC	4 DIGIT NOC NAME	SKILL LEVEL	POSTING COUNT	AVG POSTING LENGTH IN DAYS	MEDIAN POSTING LENGTH IN DAYS
1.	6421	Retail salespersons	NOC Skill Level C	367	16	15
2.	7511	Transport truck drivers	NOC Skill Level C	161	17	15
3.	6322	Cooks	NOC Skill Level B	155	18	15
4.	7452	Material handlers	NOC Skill Level C	141	16	15
5.	621	Retail and wholesale trade managers	NOC Skill Level A	134	15	15
6.	6711	Food counter attendants, kitchen helpers and related support occupations	NOC Skill Level D	128	20	15
7.	4412	Home support workers, housekeepers and related occupations	NOC Skill Level C	127	18	15
8.	6622	Store shelf stockers, clerks and order fillers	NOC Skill Level D	109	13	15
9.	7514	Delivery and courier service drivers	NOC Skill Level C	108	18	15
10.	6513	Food and beverage servers	NOC Skill Level C	95	19	15
11.	6733	Janitors, caretakers and building superintendents	NOC Skill Level D	92	17	15
12.	8431	General farm workers	NOC Skill Level C	91	41	21
13.	1241	Administrative assistants	NOC Skill Level B	84	19	15.5
14.	9619	Other labourers in processing, manufacturing and utilities	NOC Skill Level D	80	20	21
15.	6552	Other customer and information services representatives	NOC Skill Level C	73	13	15
16.	6541	Security guards and related security service occupations	NOC Skill Level C	73	17	15
17.	6731	Light duty cleaners	NOC Skill Level D	72	17	15
18.	7231	Machinists and machining and tooling inspectors	NOC Skill Level B	72	17	15
19.	8432	Nursery and greenhouse workers	NOC Skill Level C	71	31	21
20.	7611	Construction trades helpers and labourers	NOC Skill Level D	70	22	15
21.	9416	Metalworking and forging machine operators	NOC Skill Level C	66	17	18.5
22.	1311	Accounting technicians and bookkeepers	NOC Skill Level B	57	26	21
23.	6611	Cashiers	NOC Skill Level D	54	14	15
24.	7232	Tool and die makers	NOC Skill Level B	51	18	16
25.	9617	Labourers in food and beverage processing	NOC Skill Level D	50	20	21
26.	1114	Other financial officers	NOC Skill Level A	50	14	15
27.	1431	Accounting and related clerks	NOC Skill Level C	49	18	16
28.	9417	Machining tool operators	NOC Skill Level C	48	17	16
29.	1521	Shippers and receivers	NOC Skill Level C	46	22	21
30.	7227	Welders and related machine operators	NOC Skill Level B	45	16	16

## TOP HIRING COMPANIES

*What companies are hiring?*

	COMPANY	POSTINGS ▾	AVERAGE POSTING DURATION IN DAYS	MEDIAN POSTING DURATION IN DAYS
1.	Loblaw Companies Limited	83	13.9	15
2.	RONA Inc.	65	4.2	2
3.	Windsor Regional Hospital - Met Campus	59	17.2	16
4.	Shoppers Drug Mart / Pharmaprix	58	14.5	15
5.	Belwood Poultry Ltd	39	14.6	15
6.	Windsor Mold Group	32	15.3	15
7.	McDonald's Restaurants	31	12.7	15
8.	Windsor, Corporation of the City of	31	16.5	15
9.	Windsor-Essex Catholic District School Board	31	42.5	9
10.	The Electromac Group	30	16.4	15
11.	Scotiabank	27	15.1	15
12.	Paladin Security Group Ltd.	26	13.2	15
13.	Nature Fresh Farms Inc.	26	19.4	21
14.	TJX Canada	25	13.2	15
15.	Mucci Farms Ltd.	24	23.1	15
16.	Greater Essex County District School Board	23	51.1	61
17.	Chartwell Retirement Residences	23	13.5	15
18.	Victorian Order of Nurses / VON Canada	22	14.8	14
19.	Bonduelle	22	17.1	16
20.	Swiss Chalet	22	94.0	94
21.	Walmart	21	7.6	10
22.	Impact Staffing Inc.	20	22.2	26
23.	BMO	20	9.1	13
24.	Walmart Canada	19	14.0	15
25.	Recipe Unlimited Corporation	19	17.1	15
26.	Randstad Canada	19	15.8	14
27.	Mastronardi Produce Limited	19	20.1	21
28.	Centerline (Windsor) Limited	19	16.8	15
29.	Rocket Companies	19	15.3	16
30.	Express Employment Professionals	18	20.3	21
31.	Seascope Retirement - LeSalle	18	22.0	21

## MULTILINGUAL JOB POSTINGS BY THE NUMBERS

ACTIVE POSTINGS  
**255**

NEW POSTINGS  
**158**

COMPANIES  
**118**

UNIQUE LANGUAGES  
**7**

## # OF DAYS POSTED

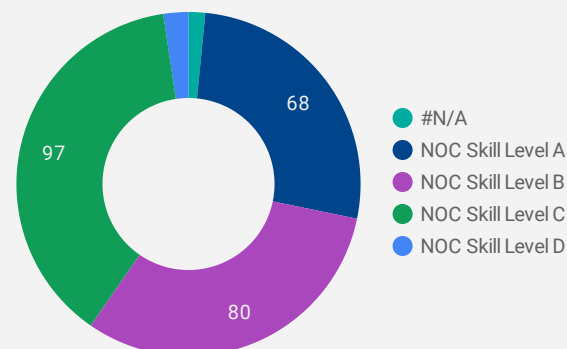
AVERAGE  
**16**

MEDIAN  
**15**

## MULTILINGUAL JOB POSTINGS BY SKILL LEVEL

What language skills are employers looking for by occupational skill level?

- 68** Skill Level A - Management/ Professional Occupations usually requiring University
- 80** Skill Level B - Usually college education or apprenticeship training
- 97** Skill Level C - Usually secondary education or occupation-specific training
- 6** Skill Level D - Usually on-the-job training



## JOB POSTINGS BY LANGUAGE SKILL

How many job postings require specific language skills?

Arabic Language Jobs  
**8**

African Dialect Language Jobs  
**0**

Cantonese Language Jobs  
**2**

Chinese Language Jobs  
**2**

French Language Jobs  
**106**

German Language Jobs  
**0**

Italian Language Jobs  
**0**

Japanese Language Jobs  
**0**

Mandarin Language Jobs  
**3**

Portuguese Language Jobs  
**0**

Punjabi Language Jobs  
**0**

Spanish Language Jobs  
**15**

Thai Language Jobs  
**0**

Vietnamese Language Jobs  
**0**

## DEMAND FOR FRENCH BY JOB

How many job postings require French skills

4 DIGIT NOC NAME	FRENCH
1. Managers in health care	13
2. Home support workers, housekeepers and related occupations	10
3. Other customer and information services representatives	9
4. Social workers	7

## MULTILINGUAL HIRING EMPLOYERS

Which employers are seeking multilingual candidates?

COMPANY	POSTINGS
1. Victorian Order of Nurses / VON Canada	16
2. Windsor Regional Hospital - Met Campus	15
3. Bell	11
4. Windsor-Essex Catholic District School Board	7
5. The Source	7
6. The Source (Bell) Electronics Inc.	7
7. HGS Canada	6
8. HÃ'tel-Dieu Grace Healthcare	5
9. Cogeco	5
10. Wolseley	4
11. Green Shield Canada	4
12. Global Excel Management	4
13. Community Support Centre of Essex County	4
14. La Source	4
15. MOBIA Technology Innovations Inc.	4
16. Canadian Mental Health Association - Windsor-Essex...	3
17. Unemployed Help Centre of Windsor Inc. (UHC) - Hub of Opportunities	3

## MULTILINGUAL JOB DEMAND BY 4-DIGIT NOC

What occupations seek Language Skills?

4 DIGIT NOC NAME	FRENCH ...	AFRICAN	ARABIC	CANTONESE	CHINESE	GERMAN	ITALIAN	JAPANESE	MANDARIN	PORTUGUESE	PUNJABI	SPANISH	THAI	VIETNAMESE
1. Managers in health care	...	0	0	0	0	0	0	0	0	0	0	0	0	0
2. Home support workers, housekeepers and related occupations	...	0	0	0	0	0	0	0	0	0	0	0	0	0
3. Other customer and information services representatives	9	0	0	0	0	0	0	0	0	0	0	0	0	0
4. Social workers	7	0	0	0	0	0	0	0	0	0	0	0	0	0
5. Retail salespersons	7	0	0	0	0	0	0	0	0	0	0	0	0	0
6. Early childhood educators and assistants	4	0	0	0	0	0	0	0	0	0	0	0	0	0
7. Administrative assistants	3	0	0	0	0	0	0	0	0	0	0	2	0	0
8. Other services supervisors	3	0	0	0	0	0	0	0	0	0	0	0	0	0
9. Registered nurses and registered psychiatric nurses	2	0	0	0	0	0	0	0	0	0	0	0	0	0
10. Retail and wholesale trade managers	2	0	0	0	0	0	0	0	0	0	0	0	0	0
11. Insurance adjusters and claims examiners	2	0	0	0	0	0	0	0	0	0	0	0	0	0
12. Executive assistants	2	0	0	0	0	0	0	0	0	0	0	0	0	0
13. Financial sales representatives	2	0	0	0	0	0	0	0	0	0	0	0	0	0
14. Medical laboratory technicians and pathologists' assistants	2	0	0	0	0	0	0	0	0	0	0	0	0	0
15. Elementary school and kindergarten teachers	2	0	0	0	0	0	0	0	0	0	0	0	0	0
16. Cashiers	2	0	1	0	0	0	0	0	0	0	0	1	0	0
17. Purchasing agents and officers	2	0	0	0	0	0	0	0	0	0	0	0	0	0
18. User support technicians	1	0	0	0	0	0	0	0	0	0	0	1	0	0
19. Human resources and recruitment officers	1	0	0	0	0	0	0	0	0	0	0	0	0	0
20. Nursing co-ordinators and supervisors	1	0	0	0	0	0	0	0	0	0	0	0	0	0
21. Other financial officers	1	0	0	0	0	0	0	0	0	0	0	0	0	0
22. Producers, directors, choreographers and related occupations	1	0	0	0	0	0	0	0	0	0	0	0	0	0
23. Dental hygienists and dental therapists	1	0	0	0	0	0	0	0	0	0	0	0	0	0
24. Banking, credit and other investment managers	1	0	0	0	0	0	0	0	0	0	0	0	0	0
25. Railway conductors and brakemen/women	1	0	0	0	0	0	0	0	0	0	0	0	0	0

## JOB POSTINGS BY 2-DIGIT NATIONAL OCCUPATION CLASSIFICATION

What jobs are hard to fill and/or in-demand?

	2 DIGIT NOC	2 DIGIT NOC NAME	SKILL LEVEL	POSTING COUNT ▾	AVG POSTING LENGTH IN DAYS	MEDIAN POSTING LENGTH IN DAYS
1.	64	Sales representatives and salespersons - wholesale and retail trade	NOC Skill Level C	386	16	15
2.	72	Industrial, electrical and construction trades	NOC Skill Level B	362	18	15
3.	67	Service support and other service occupations, n.e.c.	NOC Skill Level D	331	18	15
4.	75	Transport and heavy equipment operation and related maintenance occupations	NOC Skill Level C	326	17	15
5.	65	Service representatives and other customer and personal services occupations	NOC Skill Level C	309	17	15
6.	12	Administrative and financial supervisors and administrative occupations	NOC Skill Level B	284	19	15
7.	63	Service supervisors and specialized service occupations	NOC Skill Level B	256	18	15
8.	94	Processing and manufacturing machine operators and related production workers	NOC Skill Level C	198	17	16
9.	11	Professional occupations in business and finance	NOC Skill Level A	190	18	15
10.	62	Retail sales supervisors and specialized sales occupations	NOC Skill Level B	186	16	15
11.	22	Technical occupations related to natural and applied sciences	NOC Skill Level B	184	22	16
12.	66	Sales support occupations	NOC Skill Level D	181	14	15
13.	74	Other installers, repairers and servicers and material handlers	NOC Skill Level C	174	16	15
14.	14	Office support occupations	NOC Skill Level C	172	17	16
15.	06	Middle management occupations in retail and wholesale trade and customer services	NOC Skill Level A	169	16	15
16.	84	Workers in natural resources, agriculture and related production	NOC Skill Level C	162	35	21
17.	96	Labourers in processing, manufacturing and utilities	NOC Skill Level D	159	20	21
18.	73	Maintenance and equipment operation trades	NOC Skill Level B	151	18	15
19.	44	Care providers and educational, legal and public protection support occupations	NOC Skill Level C	140	20	15
20.	15	Distribution, tracking and scheduling co-ordination occupations	NOC Skill Level C	137	20	16
21.	21	Professional occupations in natural and applied sciences	NOC Skill Level A	135	25	15
22.	01	Senior managers - construction, transportation, production and utilities	NOC Skill Level A	116	19	16
23.	32	Technical occupations in health	NOC Skill Level B	106	18	16
24.	76	Trades helpers, construction labourers and related occupations	NOC Skill Level D	85	22	15
25.	13	Finance, insurance and related business administrative occupations	NOC Skill Level B	77	23	19
26.	31	Professional occupations in health (except nursing)	NOC Skill Level A	72	18	16
27.	42	Paraprofessional occupations in legal, social, community and education services	NOC Skill Level B	71	18	15



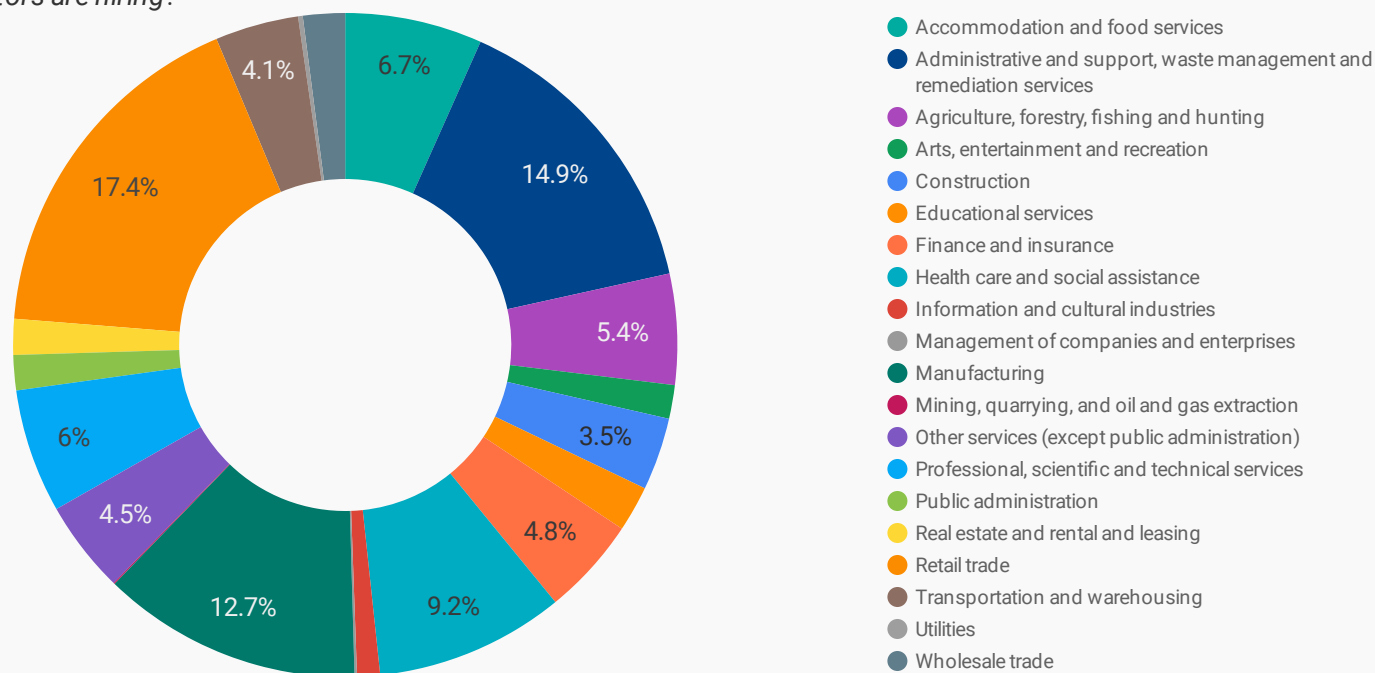
## JOB POSTINGS BY 3-DIGIT NATIONAL OCCUPATION CLASSIFICATION

What jobs are hard to fill and/or in-demand?

	3 DIGIT NOC	3 DIGIT NOC NAME	SKILL LEVEL	POSTING COUNT ▾	AVG POSTING LENGTH IN DAYS	MEDIAN POSTING LENGTH IN DAYS
1.	642	Retail salespersons	NOC Skill Level C	367	16	15
2.	751	Motor vehicle and transit drivers	NOC Skill Level C	289	17	15
3.	673	Cleaners	NOC Skill Level D	191	17	15
4.	723	Machining, metal forming, shaping and erecting trades	NOC Skill Level B	184	17	15
5.	632	Chefs and cooks	NOC Skill Level B	176	17	15
6.	843	Agriculture and horticulture workers	NOC Skill Level C	162	35	21
7.	961	Labourers in processing, manufacturing and utilities	NOC Skill Level D	159	20	21
8.	745	Longshore workers and material handlers	NOC Skill Level C	143	16	15
9.	441	Home care providers and educational support occupations	NOC Skill Level C	139	20	15
10.	062	Retail and wholesale trade managers	NOC Skill Level A	134	15	15
11.	651	Occupations in food and beverage service	NOC Skill Level C	129	18	15
12.	671	Food counter attendants, kitchen helpers and related support occupations	NOC Skill Level D	128	20	15
13.	662	Other sales support and related occupations	NOC Skill Level D	127	14	15
14.	122	Administrative and regulatory occupations	NOC Skill Level B	127	17	15
15.	941	Machine operators and related workers in mineral and metal products processing and manufacturing	NOC Skill Level C	125	17	16
16.	152	Supply chain logistics, tracking and scheduling co-ordination occupations	NOC Skill Level C	124	21	16
17.	124	Office administrative assistants - general, legal and medical	NOC Skill Level B	121	18	15
18.	111	Auditors, accountants and investment professionals	NOC Skill Level A	114	15	15
19.	143	Financial, insurance and related administrative support workers	NOC Skill Level C	87	17	16
20.	131	Finance, insurance and related business administrative occupations	NOC Skill Level B	77	23	19
21.	622	Technical sales specialists in wholesale trade and retail and wholesale buyers	NOC Skill Level B	77	16	15
22.	112	Human resources and business service professionals	NOC Skill Level A	76	22	16
23.	655	Customer and information services representatives	NOC Skill Level C	74	13	15
24.	141	General office workers	NOC Skill Level C	73	17	15.5
25.	731	Machinery and transportation equipment mechanics (except motor vehicles)	NOC Skill Level B	73	18	15.5
26.	761	Trades helpers and labourers	NOC Skill Level D	73	22	15
27.	654	Security guards and related security service occupations	NOC Skill Level C	73	17	15
28.	421	Paraprofessional occupations in legal, social, community and	NOC Skill Level B	71	18	15

## TOP HIRING SECTORS (2 DIGIT NAICS CODE)

What sectors are hiring?



TOP HIRING SECTORS (2 DIGIT NAICS CODE)		NAICS CODE	POSTING COUNT	AVG POSTING DAYS	MEDIAN POSTING LENGTH IN DAYS
1.	Administrative and support, waste management and remediation services	56	903	19.0	16
2.	Retail trade	44-45	890	14.6	15
3.	Manufacturing	31-33	677	17.6	15
4.	Health care and social assistance	62	514	17.8	15.5
5.	Accommodation and food services	72	385	19.1	15
6.	Professional, scientific and technical services	54	346	16.8	15
7.	Agriculture, forestry, fishing and hunting	11	314	25.2	16
8.	Other services (except public administration)	81	259	22.8	16
9.	Finance and insurance	52	254	15.4	15
10.	Transportation and warehousing	48-49	236	23.4	15
11.	Construction	23	201	21.6	15
12.	Educational services	61	120	23.2	15
13.	Wholesale trade	41	114	18.3	15
14.	Real estate and rental and leasing	53	107	16.2	15
15.	Public administration	91	106	16.1	15
16.	Arts, entertainment and recreation	71	84	18.7	15
17.	Information and cultural industries	51	65	18.3	15
18.	Utilities	22	11	8.0	2
19.	Management of companies and enterprises	55	5	15.0	15
20.	Mining, quarrying, and oil and gas extraction	21	4	16.5	15

NOTE: NAICS code 56 includes Employment Agencies. Manufacturing includes codes 31-33, Retail Trade includes codes 44-45 and Transportation and Warehousing includes codes 48-49.

## TOP HIRING SECTORS (3 DIGIT NAICS CODE)

What sectors are hiring?

	NAICS CODE	TOP HIRING SECTORS (3 DIGIT NAICS)	POSTING COUNT ▾	AVERAGE POSTING LENGTH IN DAYS	MEDIAN POSTING LENGTH IN DAYS
1.	561	Administrative and support services	882	19.2	16
2.	541	Professional, scientific and technical services	346	16.8	15
3.	722	Food services and drinking places	327	19.2	15
4.	111	Crop production	270	27.1	21
5.	333	Machinery manufacturing	190	16.5	15
6.	445	Food and beverage stores	188	15.2	15
7.	621	Ambulatory health care services	187	17.0	15
8.	522	Credit intermediation and related activities	157	15.1	15
9.	623	Nursing and residential care facilities	157	18.5	15
10.	238	Specialty trade contractors	132	17.0	15
11.	813	Religious, grant-making, civic, and professional and similar organizations	129	27.9	16
12.	332	Fabricated metal product manufacturing	125	17.4	16
13.	484	Truck transportation	122	28.8	15
14.	611	Educational services	120	23.2	15
15.	444	Building material and garden equipment and supplies dealers	119	8.7	4
16.	446	Health and personal care stores	119	15.4	15
17.	452	General merchandise stores	116	13.0	15
18.	336	Transportation equipment manufacturing	106	16.3	15
19.	448	Clothing and clothing accessories stores	106	17.7	15
20.	624	Social assistance	104	18.6	15
21.	811	Repair and maintenance	88	17.7	16
22.	713	Amusement, gambling and recreation industries	81	17.3	15
23.	913	Local, municipal and regional public administration	80	16.2	15
24.	453	Miscellaneous store retailers	76	17.9	16
25.	622	Hospitals	66	17.4	16
26.	531	Real estate	63	17.5	15
27.	492	Couriers and messengers	62	16.3	15
28.	721	Accommodation services	58	18.6	21
29.	443	Electronics and appliance stores	55	13.3	15
30.	311	Food manufacturing	52	20.6	15

## TOP HIRING SECTORS (4 DIGIT NAICS CODE)

What sectors are hiring?

	NAICS CODE	TOP HIRING SECTORS (4 DIGIT NAICS)	POSTING COUNT ▾	AVERAGE POSTING LENGTH IN DAYS	MEDIAN POSTING DAYS IN LENGTH
1.	5613	Employment services	690	19.5	20
2.	7225	Full-service restaurants and limited-service eating places	284	19.7	15
3.	1119	Other crop farming	203	24.9	21
4.	4451	Grocery stores	155	13.6	15
5.	3335	Metalworking machinery manufacturing	127	18.3	15
6.	8134	Civic and social organizations	125	28.1	15
7.	5221	Depository credit intermediation	121	14.6	15
8.	4461	Health and personal care stores	119	15.4	15
9.	4529	Other general merchandise stores	113	12.9	15
10.	4441	Building material and supplies dealers	113	8.5	4
11.	4841	General freight trucking	111	30.3	15
12.	5617	Services to buildings and dwellings	94	17.8	15
13.	4481	Clothing stores	92	18.1	15
14.	5413	Architectural, engineering and related services	88	19.0	15
15.	6231	Nursing care facilities	85	19.1	15
16.	5416	Management, scientific and technical consulting services	83	15.6	15
17.	7139	Other amusement and recreation industries	80	17.3	15
18.	9139	Other local, municipal and regional public administration	79	16.2	15
19.	3322	Cutlery and hand tool manufacturing	67	16.7	15
20.	6233	Community care facilities for the elderly	67	17.8	15
21.	6221	General medical and surgical hospitals	66	17.4	16
22.	8111	Automotive repair and maintenance	66	17.5	15.5
23.	5419	Other professional, scientific and technical services	62	15.6	15
24.	6241	Individual and family services	61	20.7	15
25.	5616	Investigation and security services	61	17.2	15
26.	4539	Other miscellaneous store retailers	60	17.9	16
27.	1114	Greenhouse, nursery and floriculture production	60	38.4	16
28.	7211	Traveller accommodation	56	18.3	21
29.	2382	Building equipment contractors	55	17.8	15
30.	4431	Electronics and appliance stores	55	13.3	15

## TOP HIRING SECTORS (5 DIGIT NAICS CODE)

What sectors are hiring?

	NAICS CODE	TOP HIRING SECTORS (5 DIGIT NAICS)	POSTING COUNT ▾	AVERAGE POSTING LENGTH IN DAYS	MEDIAN POSTING LENGTH IN DAYS
1.	56131	Employment placement agencies and executive search services	690	19.5	20
2.	72251	Full-service restaurants and limited-service eating places	284	19.7	15
3.	11199	All other crop farming	203	24.9	21
4.	44511	Supermarkets and other grocery (except convenience) stores	136	13.6	15
5.	33351	Metalworking machinery manufacturing	127	18.3	15
6.	81341	Civic and social organizations	125	28.1	15
7.	45299	All other general merchandise stores	113	12.9	15
8.	48412	General freight trucking, long distance	107	31.0	15
9.	52211	Banking	102	14.1	15
10.	44413	Hardware stores	102	7.6	3
11.	44611	Pharmacies and drug stores	89	15.1	15
12.	62311	Nursing care facilities	85	19.1	15
13.	54133	Engineering services	80	20.0	16
14.	91391	Other local, municipal and regional public administration	79	16.2	15
15.	33221	Cutlery and hand tool manufacturing	67	16.7	15
16.	62331	Community care facilities for the elderly	67	17.8	15
17.	62211	General medical and surgical hospitals	66	17.4	16
18.	44314	Electronics and appliance stores	55	13.3	15
19.	62149	Other out-patient care centres	51	14.3	15
20.	71394	Fitness and recreational sports centres	50	17.5	15.5
21.	33637	Motor vehicle metal stamping	49	17.7	16
22.	56161	Investigation, guard and armoured car services	48	17.4	15
23.	45399	All other miscellaneous store retailers	48	17.9	15
24.	56172	Janitorial services	47	17.0	15
25.	72111	Hotels (except casino hotels) and motels	42	18.5	21
26.	54169	Other scientific and technical consulting services	41	16.1	15
27.	23822	Plumbing, heating and air-conditioning contractors	39	15.2	15
28.	11233	Turkey production	39	14.6	15
29.	52399	All other financial investment activities	39	16.1	15
30.	33611	Automobile and light-duty motor vehicle manufacturing	39	16.4	15

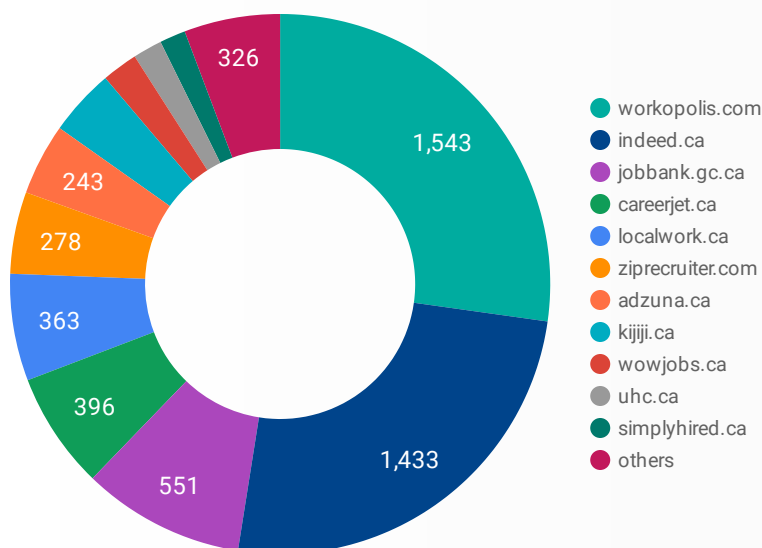
## TOP HIRING SECTORS (6 DIGIT NAICS CODE)

What sectors are hiring?

	NAICS CODE	TOP HIRING SECTORS (6 DIGIT NAICS)	POSTING COUNT ▼	AVG POSTING LENGTH IN DAYS	MEDIAN POSTING LENGTH IN DAYS
1.	561310	Employment placement agencies and executive search services	690	19.5	20
2.	722511	Full-service restaurants	171	21.5	15
3.	111993	Fruit and vegetable combination farming	142	25.7	21
4.	445110	Supermarkets and other grocery (except convenience) stores	136	13.6	15
5.	813410	Civic and social organizations	125	28.1	15
6.	452999	All other miscellaneous general merchandise stores	113	12.9	15
7.	722512	Limited-service eating places	113	17.1	15
8.	333511	Industrial mould manufacturing	112	18.3	15
9.	444130	Hardware stores	102	7.6	3
10.	522111	Personal and commercial banking industry	102	14.1	15
11.	446110	Pharmacies and drug stores	89	15.1	15
12.	484122	General freight trucking, long distance, less than truck-load	88	34.3	15
13.	623110	Nursing care facilities	85	19.1	15
14.	541330	Engineering services	80	20.0	16
15.	913910	Other local, municipal and regional public administration	79	16.2	15
16.	332210	Cutlery and hand tool manufacturing	67	16.7	15
17.	623310	Community care facilities for the elderly	67	17.8	15
18.	622111	General (except paediatric) hospitals	66	17.4	16
19.	111999	All other miscellaneous crop farming	61	23.4	16
20.	443143	Appliance, television and other electronics stores	55	13.3	15
21.	621494	Community health centres	50	14.2	15
22.	713940	Fitness and recreational sports centres	50	17.5	15.5
23.	336370	Motor vehicle metal stamping	49	17.7	16
24.	561722	Janitorial services (except window cleaning)	47	17.0	15
25.	561612	Security guard and patrol services	42	16.7	15
26.	541690	Other scientific and technical consulting services	41	16.1	15
27.	453999	All other miscellaneous store retailers (except beer and wine-making supplies stores)	41	18.3	15.5
28.	523990	All other financial investment activities	39	16.1	15
29.	332999	All other miscellaneous fabricated metal product manufacturing	39	19.1	16

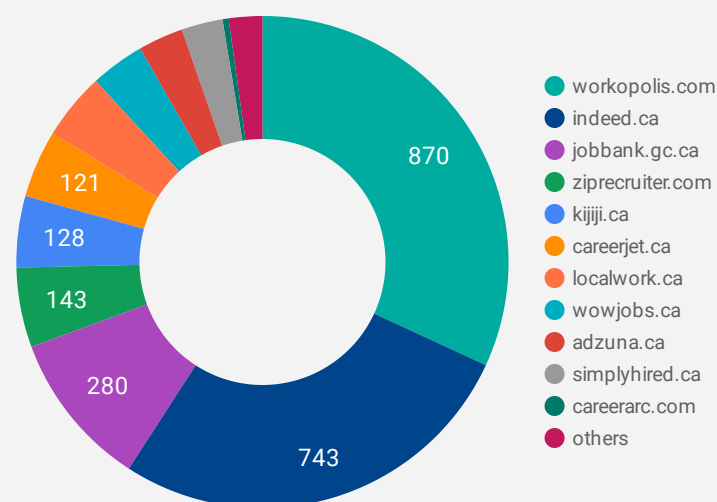
## JOB POSTINGS BY JOB BOARD

What share of unique job postings appear on each job board?



## COMPANIES BY JOB BOARD

What share of unique job postings appear on each job board?



## JOB POSTING DETAILS BY JOB BOARD

How does job posting activity differ by job board?

	JOB BOARD	POSTING COUNT ▼	AVG POSTING LENGTH IN DAYS	MEDIAN POSTING LENGTH IN DAYS	# OF COMPANIES
1.	workopolis.com	1,543	15	15	870
2.	indeed.ca	1,433	21	21	743
3.	jobbank.gc.ca	551	29	16	280
4.	careerjet.ca	396	22	13.5	121
5.	localwork.ca	363	8	3	120
6.	ziprecruiter.com	278	16	16	143
7.	adzuna.ca	243	15	15	81
8.	kijiji.ca	227	15	15	128
9.	wowjobs.ca	122	16	16	97
10.	uhc.ca	99	40	32.5	1
11.	simplyhired.ca	88	15	16	74
12.	careerarc.com	65	19	16	11
13.	canadianexecutivesearch.com	41	17	15	1
14.	citywindsor.ca	38	111	101	2
15.	network.applytoeducation.com	31	33	7	2
16.	jobillico.com	28	24	15.5	7
17.	secc.on.ca	13	34	31	8