

# JOB DEMAND REPORT

## JULY 2021

Job posting data collected by Workforce WindsorEssex from job boards and employer websites who recruit candidates in Windsor-Essex.

### HIGHLIGHTS

#### JOB POSTINGS BY THE NUMBERS

TOTAL POSTINGS	NEW THIS MONTH	COMPANIES	JOB BOARDS
5,779	3,526	1,887	40

#### # OF DAYS POSTED

AVERAGE	MEDIAN
17.1	15

## REPORT BUILDER

The default filter selection below will show all job demand data for the month. You can use the filters to create a customized report for the purpose of understanding a subset of the data.

#### OCCUPATION FILTERS

SKILL TYPE NAME / 1-DIGIT NOC

MAJOR GROUP / 2-DIGIT NOC

MINOR GROUP / 3-DIGIT NOC

UNIT GROUP / 4-DIGIT NOC

SKILL LEVEL

JOB TYPE

JOB DURATION

ADDITIONAL LANGUAGE

SPECIFIC JOB TAGS

#### INDUSTRY/SECTOR FILTERS

HIRING SECTOR BY 2-DIGIT NAICS CODE

HIRING SECTOR BY 3-DIGIT NAICS CODE

HIRING SECTOR BY 4-DIGIT NAICS CODE

HIRING SECTOR BY 5-DIGIT NAICS CODE

HIRING SECTOR BY 6-DIGIT NAICS CODE

#### OTHER FILTERS

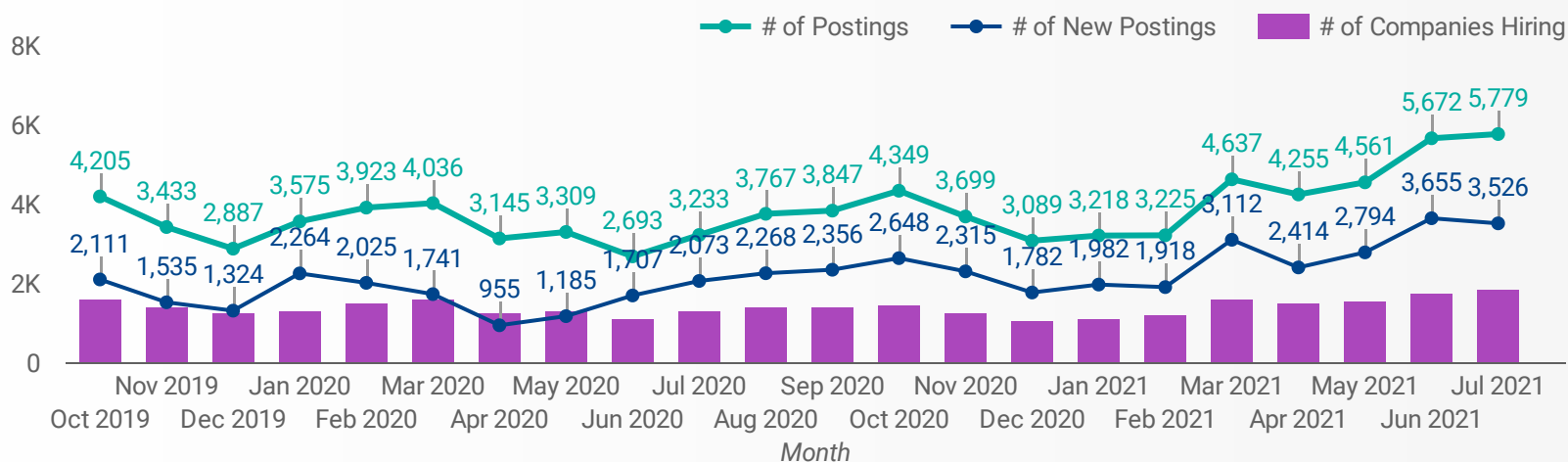
MUNICIPALITY

JOB BOARD

NOC = National Occupation Classification | NAICS = North American Industry Classification System

## JOB POSTINGS BY MONTH FOR WINDSOR-ESSEX

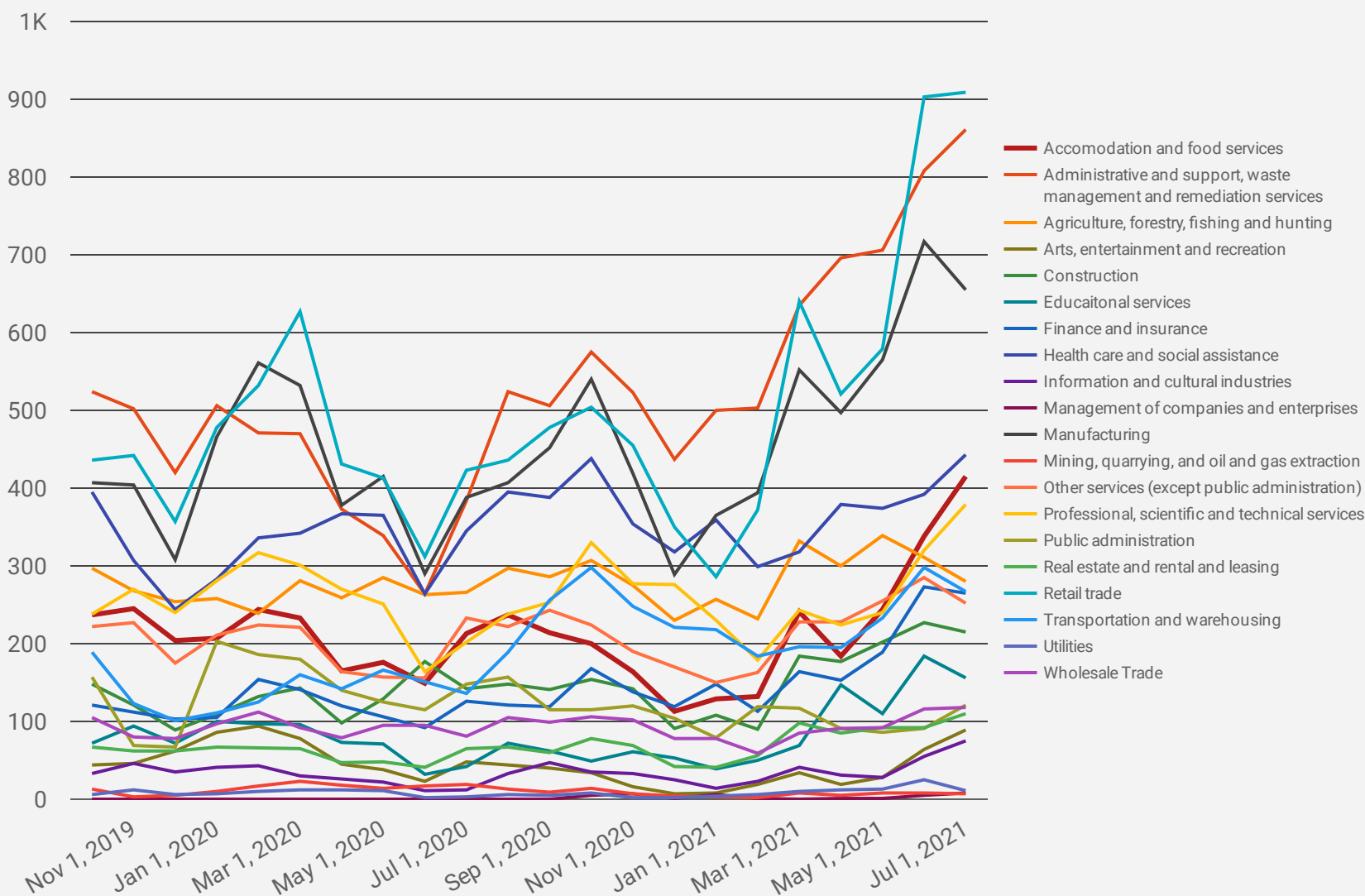
How many job postings were active for at least 1 day this month?



NOTE: This graph cannot be filtered using the controls on the cover page

## JOB POSTINGS BY SECTOR BY MONTH FOR WINDSOR-ESSEX

How many job postings were active for at least 1 day this month by sector?



NOTE: This graph cannot be filtered using the controls on the cover page

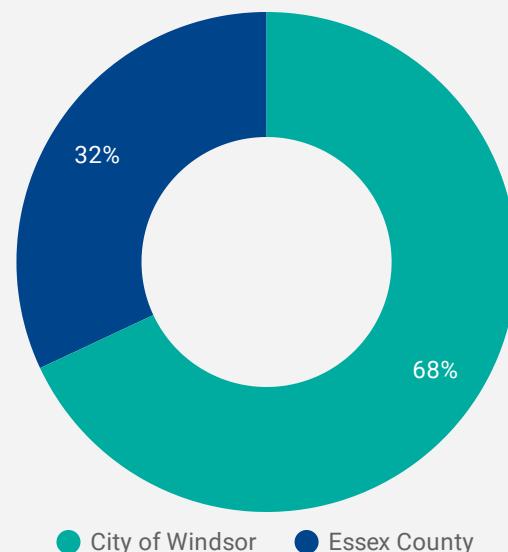
## JOB POSTINGS BY MUNICIPALITY

Where are job opportunities being offered?

	MUNICIPALITY	POSTING COUNT	AVG POSTING LENGTH IN DAYS	MEDIAN POSTING LENGTH IN DAYS
1.	City of Windsor	3,855	17	15
2.	Municipality of Leamington	445	18	15
3.	Town of Tecumseh	401	18	16
4.	Town of Kingsville	302	20	15
5.	Town of Essex	205	19	15
6.	Town of Lakeshore	163	18	15
7.	Town of Amherstburg	151	17	15
8.	Town of LaSalle	145	13	15

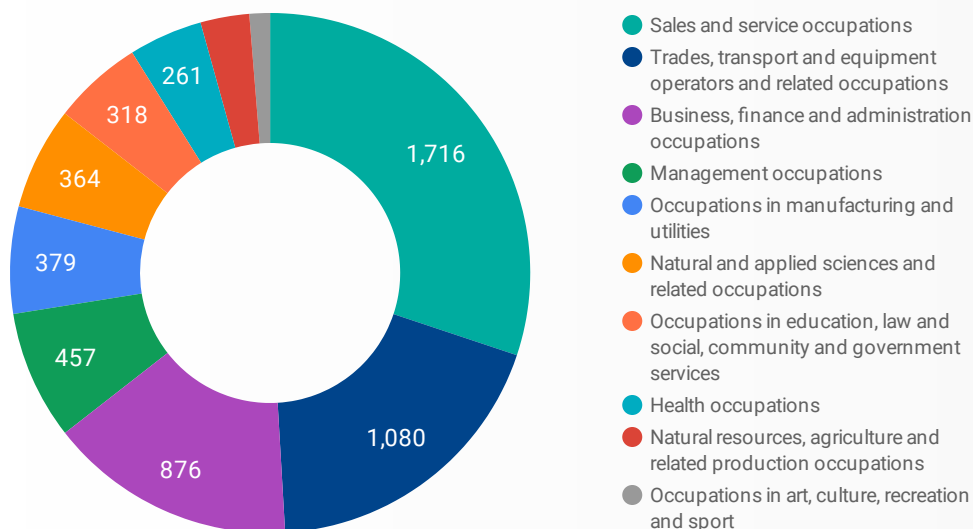
## URBAN & RURAL DEMAND

Job Postings by Location



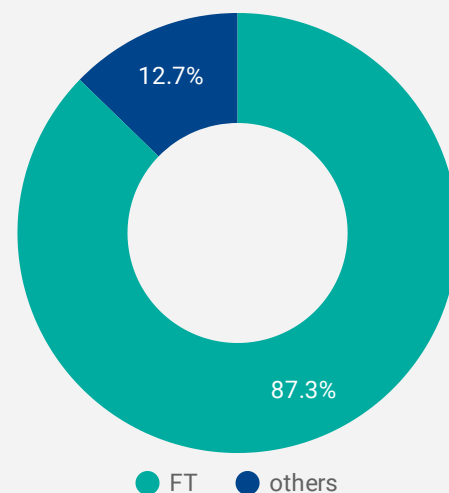
## JOB POSTINGS BY SKILL TYPE

What skill type is being recruited?



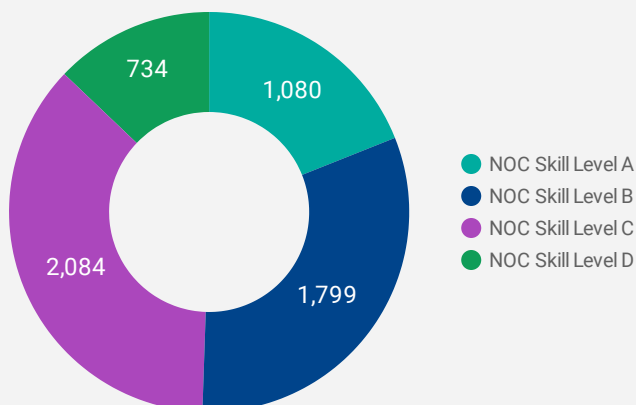
## JOB TYPE

Full-time vs Part-time



## JOB POSTINGS BY SKILL LEVEL

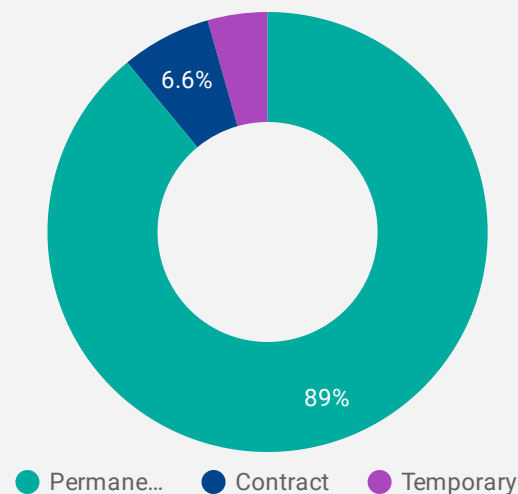
What education do occupations typically require?



Skill Level A = Usually University education | Skill Level B = Usually College education or Apprenticeship training | Skill Level C = Usually Secondary education or occupation-specific training | Skill Level D = Usually on-the-job training

## JOB DURATION

Permanency of jobs posted



## TOP OCCUPATIONS

*What kind of jobs are in-demand?*

	4 DIGIT NOC NAME	POSTINGS
1.	Retail salespersons	390
2.	Cooks	178
3.	Transport truck drivers	166
4.	Material handlers	149
5.	Food counter attendants, kitchen helpers and related support occupations	125
6.	Delivery and courier service drivers	121
7.	Retail and wholesale trade managers	121
8.	Home support workers, housekeepers and related occupations	119
9.	Other customer and information services representatives	117
10.	Store shelf stockers, clerks and order fillers	108
11.	Administrative assistants	92
12.	Janitors, caretakers and building superintendents	83
13.	Food and beverage servers	83
14.	Other labourers in processing, manufacturing and utilities	78
15.	General farm workers	78
16.	Construction trades helpers and labourers	66
17.	Machinists and machining and tooling inspectors	66
18.	Other financial officers	63
19.	Light duty cleaners	63
20.	Security guards and related security service occupations	62
21.	Cashiers	57
22.	Accounting and related clerks	56
23.	Nursery and greenhouse workers	54
24.	Shippers and receivers	52
25.	Tool and die makers	52
26.	Registered nurses and registered psychiatric nurses	50
27.	Accounting technicians and bookkeepers	49
28.	Manufacturing managers	48
29.	Construction millwrights and industrial mechanics	48

1 - 50 / 340



## TOP EMPLOYERS/AGENCIES

*Who is hiring?*

	COMPANY	POSTINGS
1.	Unemployed Help Centre of Windsor Inc. (UHC) - Hub of Opportunities	110
2.	PROSTAFF Employment Solutions	96
3.	Loblaw Companies Limited	80
4.	Kijiji Jobs	80
5.	RONA Inc.	66
6.	Personnel by Elsie	53
7.	Shoppers Drug Mart / Pharmaprix	53
8.	Canadian Executive Search	49
9.	Windsor Regional Hospital - Met Campus	49
10.	Windsor, Corporation of the City of	45
11.	Ziprecruiter-CA	45
12.	Windsor Mold Group	37
13.	Windsor-Essex Catholic District School Board	37
14.	Modern Staffing	36
15.	Centerline (Windsor) Limited	34
16.	McDonald's Restaurants	33
17.	The Electromac Group	31
18.	TJX Canada	28
19.	City of Windsor Employment and Training Services	26
20.	Mucci Farms Ltd.	26
21.	Lowe's Canada	24
22.	Flex-N-Gate Corporation	24
23.	Belwood Poultry Ltd	23
24.	UPS Canada	23
25.	Scotiabank	23
26.	Chartwell Retirement Residences	21
27.	PeopleReady	21

1 - 50 / 1896



## OCCUPATIONS BY FREQUENCY & LENGTH OF JOB POSTINGS

What jobs are hard-to-fill and/or in-demand?

	4 DIGIT NOC	4 DIGIT NOC NAME	SKILL LEVEL	POSTING COUNT	AVG POSTING LENGTH IN DAYS	MEDIAN POSTING LENGTH IN DAYS
1.	6421	Retail salespersons	NOC Skill Level C	390	14	15
2.	6322	Cooks	NOC Skill Level B	178	18	15
3.	7511	Transport truck drivers	NOC Skill Level C	166	17	15
4.	7452	Material handlers	NOC Skill Level C	149	15	15
5.	6711	Food counter attendants, kitchen helpers and related support occupations	NOC Skill Level D	125	17	15
6.	7514	Delivery and courier service drivers	NOC Skill Level C	121	18	15
7.	621	Retail and wholesale trade managers	NOC Skill Level A	121	17	15
8.	4412	Home support workers, housekeepers and related occupations	NOC Skill Level C	119	17	15
9.	6552	Other customer and information services representatives	NOC Skill Level C	117	14	15
10.	6622	Store shelf stockers, clerks and order fillers	NOC Skill Level D	108	13	15
11.	1241	Administrative assistants	NOC Skill Level B	92	19	15
12.	6733	Janitors, caretakers and building superintendents	NOC Skill Level D	83	15	15
13.	6513	Food and beverage servers	NOC Skill Level C	83	17	15
14.	9619	Other labourers in processing, manufacturing and utilities	NOC Skill Level D	78	23	16
15.	8431	General farm workers	NOC Skill Level C	78	51	32
16.	7611	Construction trades helpers and labourers	NOC Skill Level D	66	17	15
17.	7231	Machinists and machining and tooling inspectors	NOC Skill Level B	66	19	15.5
18.	1114	Other financial officers	NOC Skill Level A	63	14	15
19.	6731	Light duty cleaners	NOC Skill Level D	63	17	15
20.	6541	Security guards and related security service occupations	NOC Skill Level C	62	17	15
21.	6611	Cashiers	NOC Skill Level D	57	15	15
22.	1431	Accounting and related clerks	NOC Skill Level C	56	17	16
23.	8432	Nursery and greenhouse workers	NOC Skill Level C	54	25	17
24.	1521	Shippers and receivers	NOC Skill Level C	52	17	15
25.	7232	Tool and die makers	NOC Skill Level B	52	24	15
26.	3012	Registered nurses and registered psychiatric nurses	NOC Skill Level A	50	14	16
27.	1311	Accounting technicians and bookkeepers	NOC Skill Level B	49	18	16
28.	911	Manufacturing managers	NOC Skill Level A	48	14	15
29.	7311	Construction millwrights and industrial mechanics	NOC Skill Level B	48	17	15
30.	1005	Business development officers	NOC Skill Level B	47	16	16

## MULTILINGUAL JOB POSTINGS BY THE NUMBERS

ACTIVE POSTINGS  
**293**

NEW POSTINGS  
**175**

COMPANIES  
**142**

UNIQUE LANGUAGES  
**10**

## # OF DAYS POSTED

AVERAGE  
**16**

MEDIAN  
**15**

## MULTILINGUAL JOB POSTINGS BY SKILL LEVEL

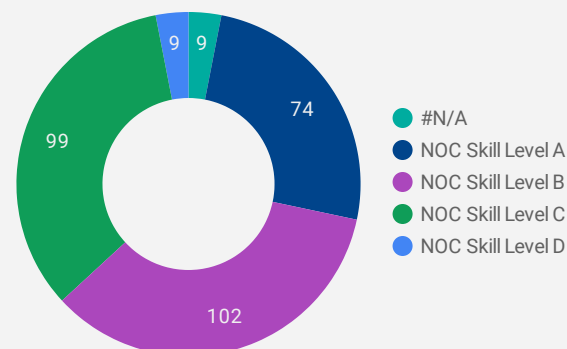
What language skills are employers looking for by occupational skill level?

**74** Skill Level A - Management/ Professional Occupations usually requiring University

**102** Skill Level B - Usually college education or apprenticeship training

**99** Skill Level C - Usually secondary education or occupation-specific training

**9** Skill Level D - Usually on-the-job training



## JOB POSTINGS BY LANGUAGE SKILL

How many job postings require specific language skills?

Arabic Language Jobs

**9**

African Dialect Language Jobs

**0**

Cantonese Language Jobs

**1**

Chinese Language Jobs

**1**

French Language Jobs

**116**

German Language Jobs

**0**

Italian Language Jobs

**5**

Japanese Language Jobs

**2**

Mandarin Language Jobs

**2**

Portuguese Language Jobs

**0**

Punjabi Language Jobs

**0**

Spanish Language Jobs

**17**

Thai Language Jobs

**0**

Vietnamese Language Jobs

**0**

## DEMAND FOR FRENCH BY JOB

How many job postings require French skills

4 DIGIT NOC NAME	FRENCH
1. Other customer and information services representatives	16
2. Retail salespersons	10
3. Home support workers, housekeepers and related occupations	7
4. Elementary school and kindergarten teachers	5

## MULTILINGUAL HIRING EMPLOYERS

Which employers are seeking multilingual candidates?

	COMPANY	POSTINGS
1.	HGS Canada	16
2.	Victorian Order of Nurses / VON Canada	12
3.	Intuit	10
4.	Windsor-Essex Catholic District School Board	7
5.	HÃ'tel-Dieu Grace Healthcare	6
6.	Cogeco	6
7.	Home and Community Care Support Services Erie St. Clair	5
8.	Global Excel Management	5
9.	Windsor, Corporation of the City of	5
10.	Sodexo Canada Ltd.	5
11.	The Source (Bell) Electronics Inc.	5
12.	Assistance Services Group a SYKES company	5
13.	Wolseley	4
14.	Bell	4
15.	Reitmans (Canada) Ltd	4
16.	Canadian Mental Health Association - Windsor-Essex...	3
17.	Old Navy	3

## MULTILINGUAL JOB DEMAND BY 4-DIGIT NOC

What occupations seek Language Skills?

4 DIGIT NOC NAME	FRENCH ...	AFRICAN	ARABIC	CANTONESE	CHINESE	GERMAN	ITALIAN	JAPANESE	MANDARIN	PORTUGUESE	PUNJABI	SPANISH	THAI	VIETNAMESE
1. Other customer and information services representatives	...	0	0	0	0	0	0	0	0	0	0	0	0	0
2. Retail salespersons	...	0	0	0	0	0	0	0	0	0	0	0	0	0
3. Home support workers, housekeepers and related occupations	7	0	0	0	0	0	0	0	0	0	0	0	0	0
4. Elementary school and kindergarten teachers	5	0	0	0	0	0	0	0	0	0	0	0	0	0
5. Other instructors	4	0	0	0	0	0	0	0	2	0	0	0	0	0
6. Managers in health care	4	0	0	0	0	0	0	0	0	0	0	0	0	0
7. General office support workers	4	0	0	0	0	0	0	0	0	0	0	1	0	0
8. Other services supervisors	4	0	0	0	0	0	0	0	0	0	0	0	0	0
9. Administrative assistants	4	0	0	0	0	0	0	0	0	0	0	2	0	0
10. Early childhood educators and assistants	3	0	0	0	0	0	0	0	0	0	0	0	0	0
11. Human resources and recruitment officers	2	0	0	0	0	0	0	0	0	0	0	0	0	0
12. Social and community service workers	2	0	1	0	0	0	0	0	0	0	0	0	0	0
13. Retail and wholesale trade managers	2	0	0	0	0	0	0	0	0	0	0	0	0	0
14. Information systems analysts and consultants	2	0	0	0	0	0	0	0	0	0	0	0	0	0
15. Elementary and secondary school teacher assistants	2	0	0	0	0	0	0	0	0	0	0	0	0	0
16. Library and public archive technicians	2	0	0	0	0	0	0	0	0	0	0	0	0	0
17. Nursing co-ordinators and supervisors	2	0	0	0	0	0	0	0	0	0	0	0	0	0
18. Security guards and related security service occupations	2	0	0	0	0	0	0	0	0	0	0	0	0	0
19. Social workers	2	0	0	0	0	0	0	0	0	0	0	0	0	0
20. Administrative officers	2	0	0	0	0	0	0	0	0	0	0	0	0	0
21. Specialist physicians	2	0	0	0	0	0	0	0	0	0	0	0	0	0
22. Professional occupations in advertising, marketing and public relations	2	0	0	0	0	0	0	0	0	0	0	0	0	0
23. Executive assistants	1	0	0	0	0	0	0	0	0	0	0	1	0	0
24. User support technicians	1	0	0	0	0	0	0	0	0	0	0	2	0	0
25. Cardiology technologists and electrophysiological diagnostic technologists n.e.c.	1	0	0	0	0	0	0	0	0	0	0	0	0	0

## JOB POSTINGS BY 2-DIGIT NATIONAL OCCUPATION CLASSIFICATION

What jobs are hard to fill and/or in-demand?

	2 DIGIT NOC	3 DIGIT NOC NAME	SKILL LEVEL	POSTING COUNT ▾	AVG POSTING LENGTH IN DAYS	MEDIAN POSTING LENGTH IN DAYS
1.	64	Retail salespersons	NOC Skill Level C	390	14	15
2.	75	Motor vehicle and transit drivers	NOC Skill Level C	304	17	15
3.	63	Chefs and cooks	NOC Skill Level B	196	18	15
4.	72	Machining, metal forming, shaping and erecting trades	NOC Skill Level B	177	21	15
5.	67	Cleaners	NOC Skill Level D	166	16	15
6.	74	Longshore workers and material handlers	NOC Skill Level C	153	15	15
7.	12	Administrative and regulatory occupations	NOC Skill Level B	142	16	15
8.	96	Labourers in processing, manufacturing and utilities	NOC Skill Level D	138	22	16
9.	84	Agriculture and horticulture workers	NOC Skill Level C	132	39	25
10.	44	Home care providers and educational support occupations	NOC Skill Level C	131	19	15
11.	66	Other sales support and related occupations	NOC Skill Level D	131	14	15
12.	11	Auditors, accountants and investment professionals	NOC Skill Level A	128	16	15
13.	67	Food counter attendants, kitchen helpers and related support occupations	NOC Skill Level D	125	17	15
14.	65	Occupations in food and beverage service	NOC Skill Level C	125	16	15
15.	01	Senior managers - construction, transportation, production and utilities	NOC Skill Level A	121	19	16
16.	06	Retail and wholesale trade managers	NOC Skill Level A	121	17	15
17.	65	Customer and information services representatives	NOC Skill Level C	120	14	15
18.	12	Office administrative assistants - general, legal and medical	NOC Skill Level B	119	19	15
19.	15	Supply chain logistics, tracking and scheduling co-ordination occupations	NOC Skill Level C	112	18	15
20.	14	Financial, insurance and related administrative support workers	NOC Skill Level C	98	17	15.5
21.	94	Machine operators and related workers in mineral and metal products processing and manufacturing	NOC Skill Level C	88	19	21
22.	62	Technical sales specialists in wholesale trade and retail and wholesale buyers	NOC Skill Level B	82	17	16
23.	11	Human resources and business service professionals	NOC Skill Level A	77	17	15.5
24.	73	Machinery and transportation equipment mechanics (except motor vehicles)	NOC Skill Level B	77	17	15
25.	62	Insurance, real estate and financial sales occupations	NOC Skill Level B	69	17	15
26.	76	Trades helpers and labourers	NOC Skill Level D	69	17	15
27.	42	Paraprofessional occupations in legal, social, community and education services	NOC Skill Level B	67	17	15



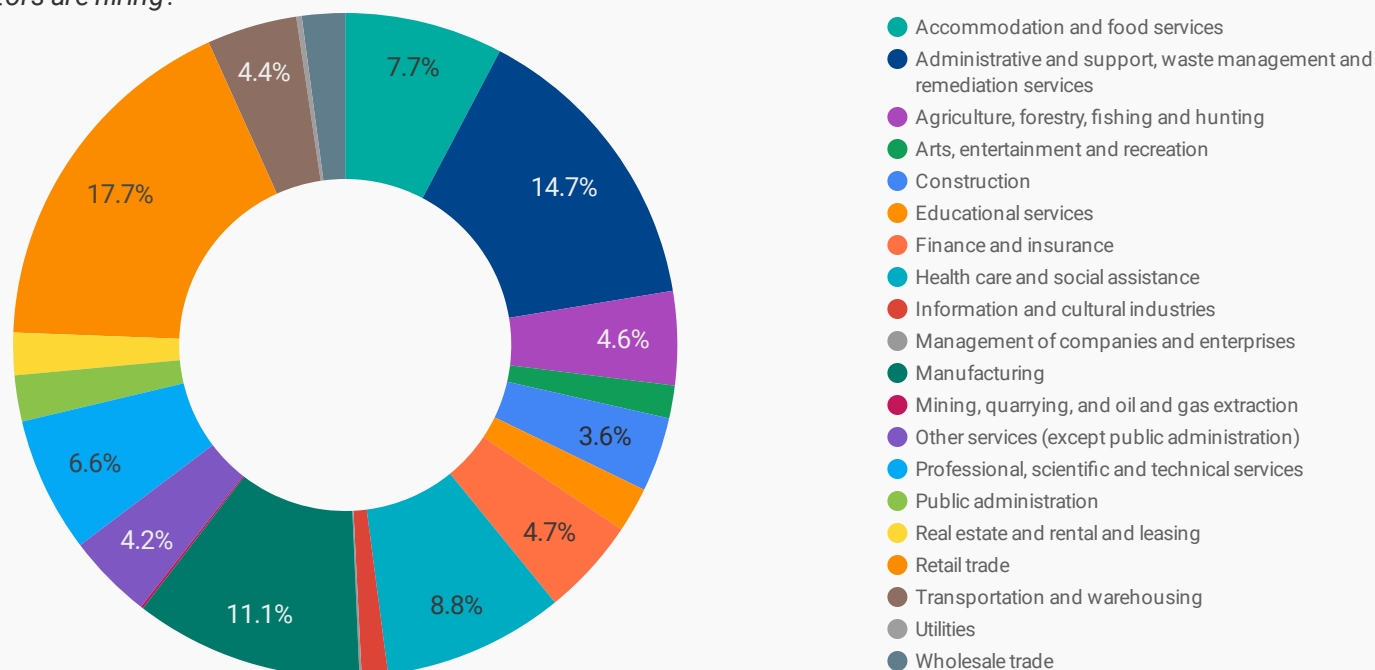
## JOB POSTINGS BY 3-DIGIT NATIONAL OCCUPATION CLASSIFICATION

What jobs are hard to fill and/or in-demand?

	3 DIGIT NOC	3 DIGIT NOC NAME	SKILL LEVEL	POSTING COUNT ▾	AVG POSTING LENGTH IN DAYS	MEDIAN POSTING LENGTH IN DAYS
1.	642	Retail salespersons	NOC Skill Level C	390	14	15
2.	751	Motor vehicle and transit drivers	NOC Skill Level C	304	17	15
3.	632	Chefs and cooks	NOC Skill Level B	196	18	15
4.	723	Machining, metal forming, shaping and erecting trades	NOC Skill Level B	177	21	15
5.	673	Cleaners	NOC Skill Level D	166	16	15
6.	745	Longshore workers and material handlers	NOC Skill Level C	153	15	15
7.	122	Administrative and regulatory occupations	NOC Skill Level B	142	16	15
8.	961	Labourers in processing, manufacturing and utilities	NOC Skill Level D	138	22	16
9.	843	Agriculture and horticulture workers	NOC Skill Level C	132	39	25
10.	441	Home care providers and educational support occupations	NOC Skill Level C	131	19	15
11.	662	Other sales support and related occupations	NOC Skill Level D	131	14	15
12.	111	Auditors, accountants and investment professionals	NOC Skill Level A	128	16	15
13.	651	Occupations in food and beverage service	NOC Skill Level C	125	16	15
14.	671	Food counter attendants, kitchen helpers and related support occupations	NOC Skill Level D	125	17	15
15.	062	Retail and wholesale trade managers	NOC Skill Level A	121	17	15
16.	655	Customer and information services representatives	NOC Skill Level C	120	14	15
17.	124	Office administrative assistants - general, legal and medical	NOC Skill Level B	119	19	15
18.	152	Supply chain logistics, tracking and scheduling co-ordination occupations	NOC Skill Level C	112	18	15
19.	143	Financial, insurance and related administrative support workers	NOC Skill Level C	98	17	15.5
20.	941	Machine operators and related workers in mineral and metal products processing and manufacturing	NOC Skill Level C	88	19	21
21.	622	Technical sales specialists in wholesale trade and retail and wholesale buyers	NOC Skill Level B	82	17	16
22.	112	Human resources and business service professionals	NOC Skill Level A	77	17	15.5
23.	731	Machinery and transportation equipment mechanics (except motor vehicles)	NOC Skill Level B	77	17	15
24.	011	Senior managers - construction, transportation, production and utilities	NOC Skill Level A	76	20	16
25.	761	Trades helpers and labourers	NOC Skill Level D	69	17	15
26.	623	Insurance, real estate and financial sales occupations	NOC Skill Level B	69	17	15
27.	421	Paraprofessional occupations in legal, social, community and education services	NOC Skill Level B	67	17	15

## TOP HIRING SECTORS (2 DIGIT NAICS CODE)

What sectors are hiring?



TOP HIRING SECTORS (2 DIGIT NAICS CODE)		NAICS CODE	POSTING COUNT	AVG POSTING DAYS	MEDIAN POSTING LENGTH IN DAYS
1.	Retail trade	44-45	909	14.5	15
2.	Administrative and support, waste management and remediation services	56	861	18.8	16
3.	Manufacturing	31-33	655	17.5	15
4.	Health care and social assistance	62	443	16.7	15
5.	Accommodation and food services	72	415	18.4	15
6.	Professional, scientific and technical services	54	379	16.6	15
7.	Agriculture, forestry, fishing and hunting	11	280	22.1	16
8.	Transportation and warehousing	48-49	267	16.6	15
9.	Finance and insurance	52	265	16.6	15
10.	Other services (except public administration)	81	252	18.2	16
11.	Construction	23	215	18.0	15
12.	Educational services	61	156	14.2	15
13.	Public administration	91	121	15.8	15
14.	Wholesale trade	41	118	20.2	15
15.	Real estate and rental and leasing	53	110	16.2	15
16.	Arts, entertainment and recreation	71	89	17.3	15
17.	Information and cultural industries	51	75	16.7	15
18.	Utilities	22	11	11.4	2
19.	Management of companies and enterprises	55	8	15.1	15
20.	Mining, quarrying, and oil and gas extraction	21	7	19.4	16

NOTE: NAICS code 56 includes Employment Agencies. Manufacturing includes codes 31-33, Retail Trade includes codes 44-45 and Transportation and Warehousing includes codes 48-49.

## TOP HIRING SECTORS (3 DIGIT NAICS CODE)

What sectors are hiring?

	NAICS CODE	TOP HIRING SECTORS (3 DIGIT NAICS)	POSTING COUNT ▾	AVERAGE POSTING LENGTH IN DAYS	MEDIAN POSTING LENGTH IN DAYS
1.	561	Administrative and support services	847	19.0	16
2.	541	Professional, scientific and technical services	379	16.6	15
3.	722	Food services and drinking places	370	18.6	15
4.	111	Crop production	253	23.3	16
5.	333	Machinery manufacturing	205	16.4	15
6.	445	Food and beverage stores	174	15.6	15
7.	621	Ambulatory health care services	163	16.0	15
8.	611	Educational services	156	14.2	15
9.	484	Truck transportation	150	18.2	15
10.	238	Specialty trade contractors	146	18.8	16
11.	522	Credit intermediation and related activities	144	17.5	15
12.	332	Fabricated metal product manufacturing	135	18.0	15
13.	623	Nursing and residential care facilities	131	16.9	15
14.	448	Clothing and clothing accessories stores	131	13.0	15
15.	444	Building material and garden equipment and supplies dealers	127	8.8	3
16.	813	Religious, grant-making, civic, and professional and similar organizations	108	18.7	15
17.	446	Health and personal care stores	107	17.0	15
18.	913	Local, municipal and regional public administration	103	14.1	15
19.	452	General merchandise stores	94	15.4	15
20.	624	Social assistance	92	17.9	15
21.	336	Transportation equipment manufacturing	92	20.4	16
22.	453	Miscellaneous store retailers	85	16.7	15
23.	713	Amusement, gambling and recreation industries	83	17.4	15
24.	811	Repair and maintenance	81	17.9	16
25.	492	Couriers and messengers	78	14.4	15
26.	531	Real estate	77	16.4	15
27.	524	Insurance carriers and related activities	66	13.1	15
28.	311	Food manufacturing	62	18.6	15
29.	441	Motor vehicle and parts dealers	62	17.4	15
30.	442	Electronics and appliances stores	50	11.0	15

## TOP HIRING SECTORS (4 DIGIT NAICS CODE)

What sectors are hiring?

	NAICS CODE	TOP HIRING SECTORS (4 DIGIT NAICS)	POSTING COUNT ▾	AVERAGE POSTING LENGTH IN DAYS	MEDIAN POSTING DAYS IN LENGTH
1.	5613	Employment services	652	19.2	16
2.	7225	Full-service restaurants and limited-service eating places	307	18.9	15
3.	1119	Other crop farming	191	20.1	16
4.	4451	Grocery stores	148	13.0	15
5.	4841	General freight trucking	139	18.3	15
6.	3335	Metalworking machinery manufacturing	134	18.8	15
7.	4441	Building material and supplies dealers	126	8.7	3
8.	5413	Architectural, engineering and related services	118	18.4	16
9.	5221	Depository credit intermediation	114	16.3	15
10.	4481	Clothing stores	111	13.0	15
11.	4461	Health and personal care stores	107	17.0	15
12.	9139	Other local, municipal and regional public administration	102	14.1	15
13.	8134	Civic and social organizations	100	19.1	15
14.	4529	Other general merchandise stores	93	15.4	15
15.	5617	Services to buildings and dwellings	87	18.6	15
16.	7139	Other amusement and recreation industries	83	17.4	15
17.	6231	Nursing care facilities	83	17.1	15
18.	5416	Management, scientific and technical consulting services	81	14.3	15
19.	3322	Cutlery and hand tool manufacturing	76	15.6	15
20.	4539	Other miscellaneous store retailers	69	16.9	15
21.	2382	Building equipment contractors	63	17.3	16
22.	8111	Automotive repair and maintenance	62	18.7	21
23.	5242	Agencies, brokerages and other insurance related activities	59	14.3	15
24.	4431	Electronics and appliance stores	59	11.9	15
25.	7224	Drinking places (alcoholic beverages)	58	17.1	15
26.	6221	General medical and surgical hospitals	57	16.7	16
27.	5616	Investigation and security services	56	17.0	15
28.	6214	Out-patient care centres	56	11.4	15
29.	5419	Other professional, scientific and technical services	55	19.4	16
30.	5239	Other financial investment activities	55	18.8	15

## TOP HIRING SECTORS (5 DIGIT NAICS CODE)

What sectors are hiring?

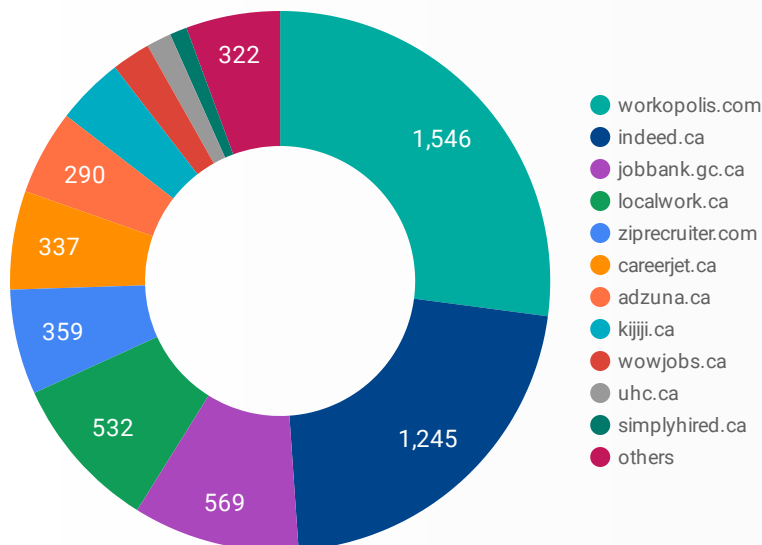
	NAICS CODE	TOP HIRING SECTORS (5 DIGIT NAICS)	POSTING COUNT ▾	AVERAGE POSTING LENGTH IN DAYS	MEDIAN POSTING LENGTH IN DAYS
1.	56131	Employment placement agencies and executive search services	652	19.2	16
2.	72251	Full-service restaurants and limited-service eating places	307	18.9	15
3.	11199	All other crop farming	191	20.1	16
4.	33351	Metalworking machinery manufacturing	134	18.8	15
5.	48412	General freight trucking, long distance	132	18.3	15
6.	44511	Supermarkets and other grocery (except convenience) stores	131	12.9	15
7.	44413	Hardware stores	108	7.2	2
8.	91391	Other local, municipal and regional public administration	102	14.1	15
9.	81341	Civic and social organizations	100	19.1	15
10.	54133	Engineering services	94	18.9	16
11.	45299	All other general merchandise stores	93	15.4	15
12.	52211	Banking	89	14.9	15
13.	44611	Pharmacies and drug stores	83	17.0	15
14.	62311	Nursing care facilities	83	17.1	15
15.	33221	Cutlery and hand tool manufacturing	76	15.6	15
16.	44314	Electronics and appliance stores	59	11.9	15
17.	72241	Drinking places (alcoholic beverages)	58	17.1	15
18.	62211	General medical and surgical hospitals	57	16.7	16
19.	45399	All other miscellaneous store retailers	56	17.1	15
20.	62149	Other out-patient care centres	54	11.1	15
21.	71394	Fitness and recreational sports centres	52	17.3	15
22.	31199	All other food manufacturing	47	16.5	15
23.	23822	Plumbing, heating and air-conditioning contractors	47	15.1	15
24.	52399	All other financial investment activities	47	14.1	15
25.	52421	Insurance agencies and brokerages	46	14.4	15
26.	49211	Couriers	44	13.1	15
27.	61169	All other schools and instruction	44	19.7	15
28.	44813	Children's and infants' clothing stores	43	10.4	15
29.	33637	Motor vehicle metal stamping	43	22.9	18
30.	44111	New car dealers	41	17.7	15

## TOP HIRING SECTORS (6 DIGIT NAICS CODE)

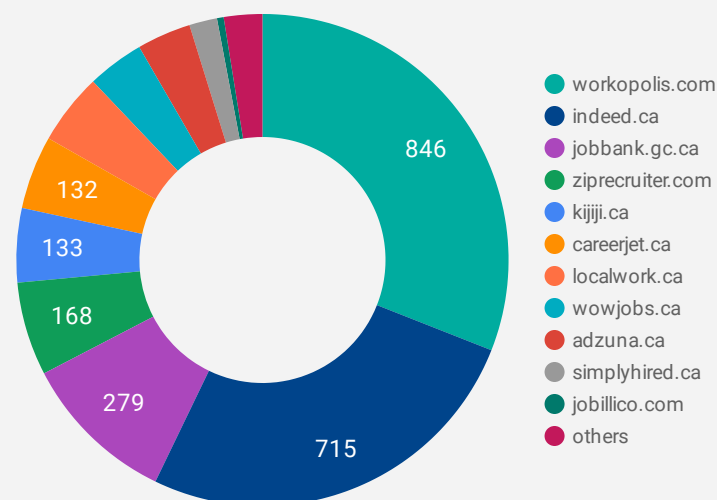
What sectors are hiring?

	NAICS CODE	TOP HIRING SECTORS (6 DIGIT NAICS)	POSTING COUNT ▼	AVG POSTING LENGTH IN DAYS	MEDIAN POSTING LENGTH IN DAYS
1.	561310	Employment placement agencies and executive search services	652	19.2	16
2.	722511	Full-service restaurants	193	18.7	15
3.	111993	Fruit and vegetable combination farming	139	20.7	21
4.	445110	Supermarkets and other grocery (except convenience) stores	131	12.9	15
5.	484122	General freight trucking, long distance, less than truck-load	118	18.3	15
6.	722512	Limited-service eating places	114	19.3	15
7.	333511	Industrial mould manufacturing	113	19.3	15
8.	444130	Hardware stores	108	7.2	2
9.	913910	Other local, municipal and regional public administration	102	14.1	15
10.	813410	Civic and social organizations	100	19.1	15
11.	541330	Engineering services	94	18.9	16
12.	452999	All other miscellaneous general merchandise stores	93	15.4	15
13.	522111	Personal and commercial banking industry	89	14.9	15
14.	623110	Nursing care facilities	83	17.1	15
15.	446110	Pharmacies and drug stores	83	17.0	15
16.	332210	Cutlery and hand tool manufacturing	76	15.6	15
17.	722410	Drinking places (alcoholic beverages)	58	17.1	15
18.	443143	Appliance, television and other electronics stores	58	11.8	15
19.	622111	General (except paediatric) hospitals	57	16.7	16
20.	621494	Community health centres	53	10.6	14.5
21.	111999	All other miscellaneous crop farming	52	18.2	15
22.	713940	Fitness and recreational sports centres	52	17.3	15
23.	238220	Plumbing, heating and air-conditioning contractors	47	15.1	15
24.	311990	All other food manufacturing	47	16.5	15
25.	523990	All other financial investment activities	47	14.1	15
26.	524210	Insurance agencies and brokerages	46	14.4	15
27.	492110	Couriers	44	13.1	15
28.	611690	All other schools and instruction	44	19.7	15
29.	336370	Motor vehicle metal stamping	43	22.9	18
30.	448130	Children's and infants' clothing stores	43	10.4	15

## JOB POSTINGS BY JOB BOARD

*What share of unique job postings appear on each job board?*


## COMPANIES BY JOB BOARD

*What share of unique job postings appear on each job board?*


## JOB POSTING DETAILS BY JOB BOARD

*How does job posting activity differ by job board?*

	JOB BOARD	POSTING COUNT ▼	AVG POSTING LENGTH IN DAYS	MEDIAN POSTING LENGTH IN DAYS	# OF COMPANIES
1.	workopolis.com	1,546	15	15	846
2.	indeed.ca	1,245	21	21	715
3.	jobbank.gc.ca	569	30	16	279
4.	localwork.ca	532	6	2	128
5.	ziprecruiter.com	359	16	16	168
6.	careerjet.ca	337	17	11	132
7.	adzuna.ca	290	15	15	97
8.	kijiji.ca	231	15	15	133
9.	wowjobs.ca	132	16	16	102
10.	uhc.ca	85	34	17	1
11.	simplyhired.ca	59	16	16	50
12.	careerarc.com	51	23	16	11
13.	canadianexecutivesearch.com	49	18	16	1
14.	network.applytoeducation.com	38	13	6.5	2
15.	jobillico.com	33	32	28	12
16.	citywindsor.ca	31	25	15	2
17.	careerbuilder.ca	15	29	30	6