

JOB DEMAND REPORT

APRIL 2021

Job posting data collected by Workforce WindsorEssex from job boards and employer websites who recruit candidates in Windsor-Essex.

HIGHLIGHTS

JOB POSTINGS BY THE NUMBERS

TOTAL POSTINGS	NEW THIS MONTH	COMPANIES	JOB BOARDS
4,255	2,414	1,516	42

OF DAYS POSTED

AVERAGE	MEDIAN
17.1	15

REPORT BUILDER

The default filter selection below will show all job demand data for the month. You can use the filters to create a customized report for the purpose of understanding a subset of the data.

OCCUPATION FILTERS

SKILL TYPE NAME / 1-DIGIT NOC

MAJOR GROUP / 2-DIGIT NOC

MINOR GROUP / 3-DIGIT NOC

UNIT GROUP / 4-DIGIT NOC

SKILL LEVEL

JOB TYPE

JOB DURATION

ADDITIONAL LANGUAGE

SPECIFIC JOB TAGS

INDUSTRY/SECTOR FILTERS

HIRING SECTOR BY 2-DIGIT NAICS CODE

HIRING SECTOR BY 3-DIGIT NAICS CODE

HIRING SECTOR BY 4-DIGIT NAICS CODE

HIRING SECTOR BY 5-DIGIT NAICS CODE

HIRING SECTOR BY 6-DIGIT NAICS CODE

OTHER FILTERS

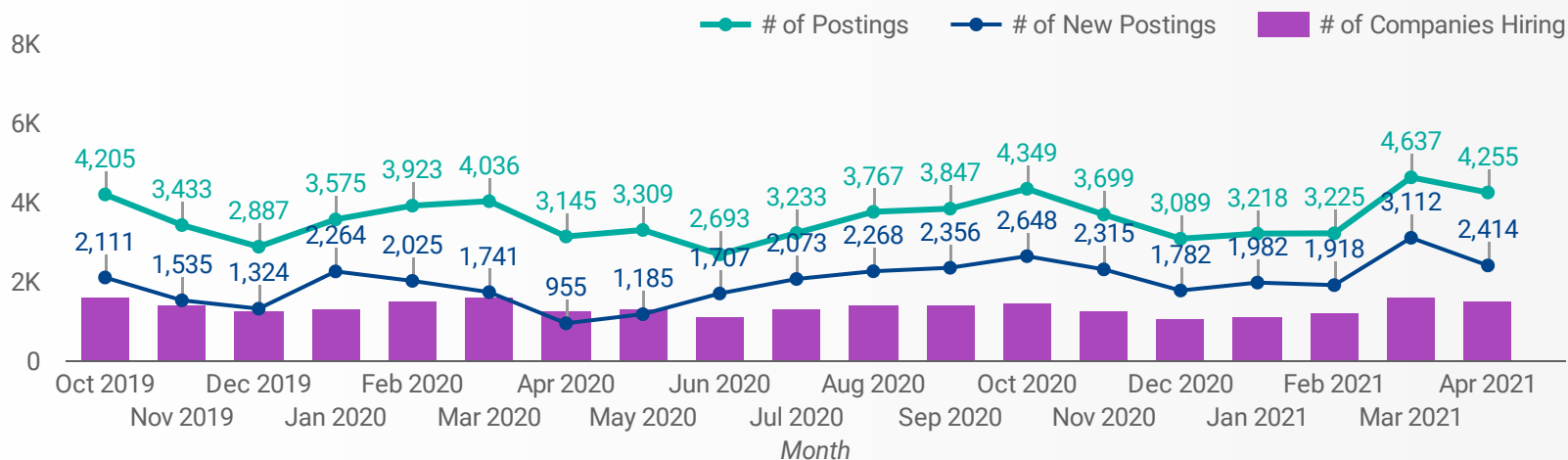
MUNICIPALITY

JOB BOARD

NOC = National Occupation Classification | NAICS = North American Industry Classification System

JOB POSTINGS BY MONTH FOR WINDSOR-ESSEX

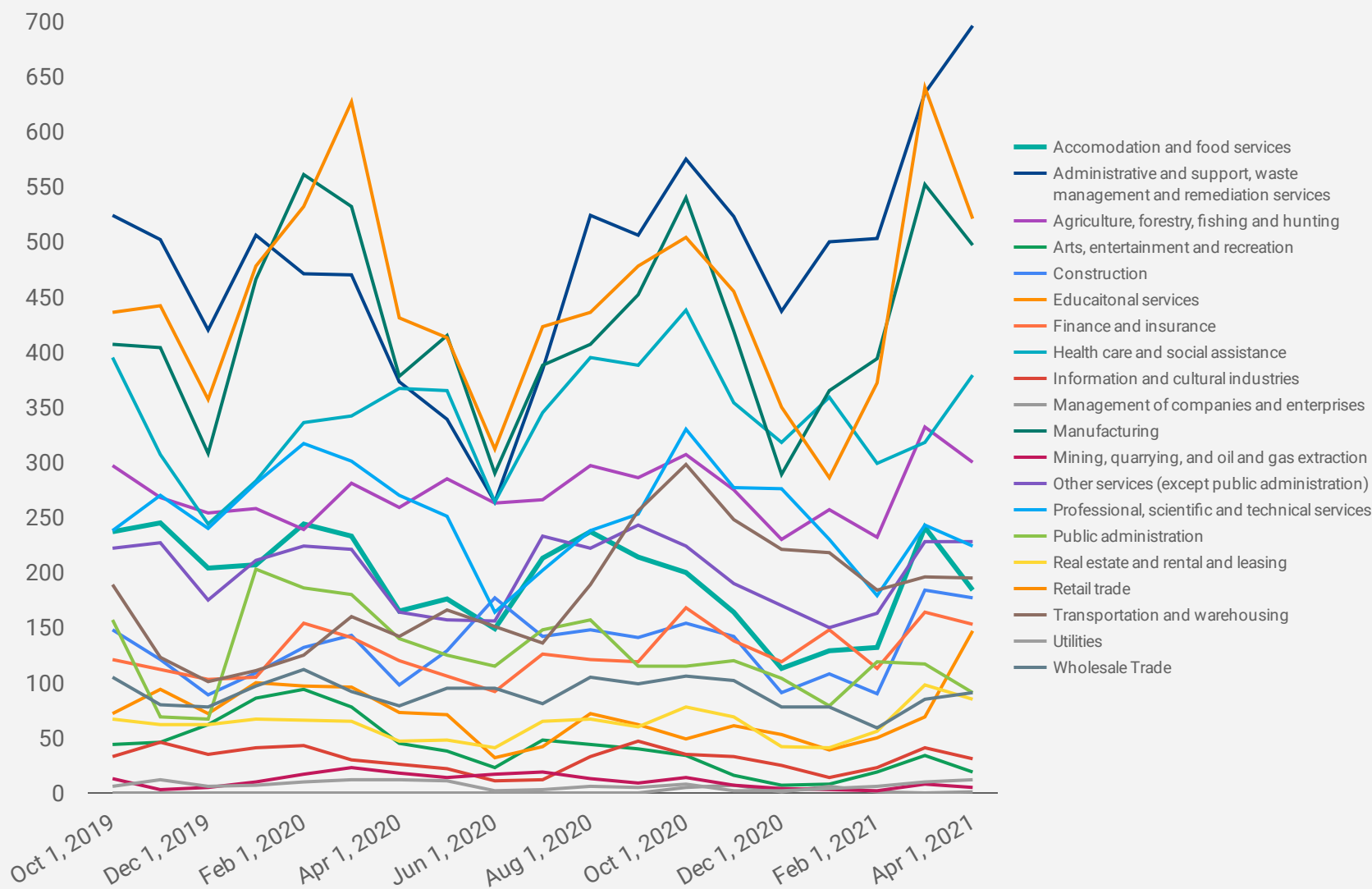
How many job postings were active for at least 1 day this month?



NOTE: This graph cannot be filtered using the controls on the cover page

JOB POSTINGS BY SECTOR BY MONTH FOR WINDSOR-ESSEX

How many job postings were active for at least 1 day this month?



NOTE: This graph cannot be filtered using the controls on the cover page

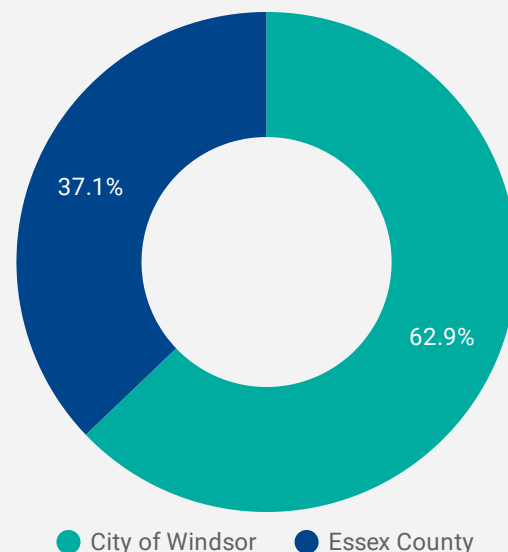
JOB POSTINGS BY MUNICIPALITY

Where are job opportunities being offered?

	MUNICIPALITY	POSTING COUNT	AVG POSTING LENGTH IN DAYS	MEDIAN POSTING LENGTH IN DAYS
1.	City of Windsor	2,636	17	15
2.	Municipality of Leamington	430	19	15
3.	Town of Kingsville	325	23	15.5
4.	Town of Tecumseh	284	16	15
5.	Town of Essex	176	17	15
6.	Town of Lakeshore	141	18	16
7.	Town of Amherstburg	121	14	15
8.	Town of LaSalle	81	12	15

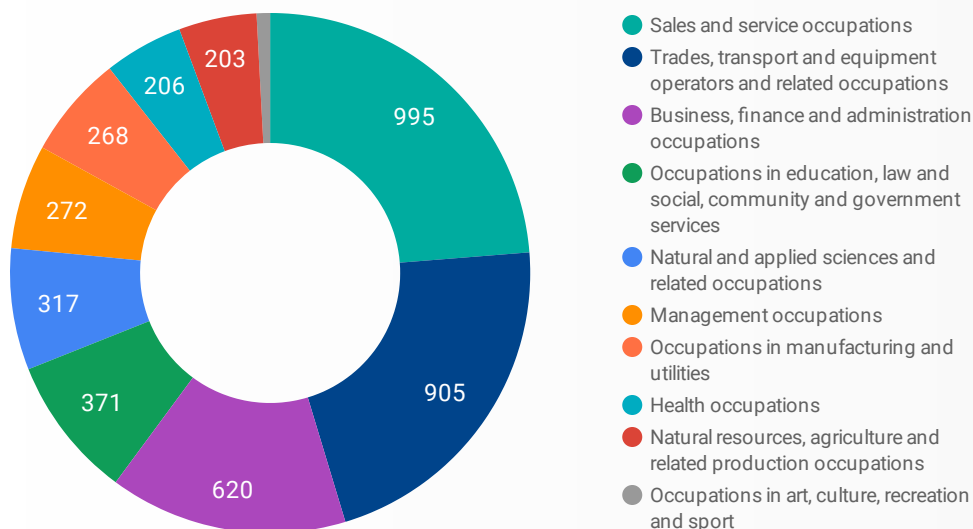
URBAN & RURAL DEMAND

Job Postings by Location



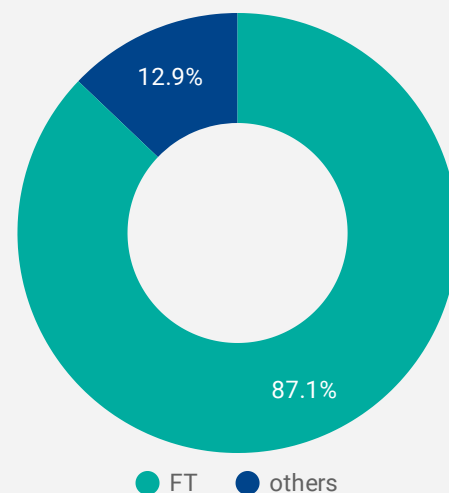
JOB POSTINGS BY SKILL TYPE

What skill type is being recruited?



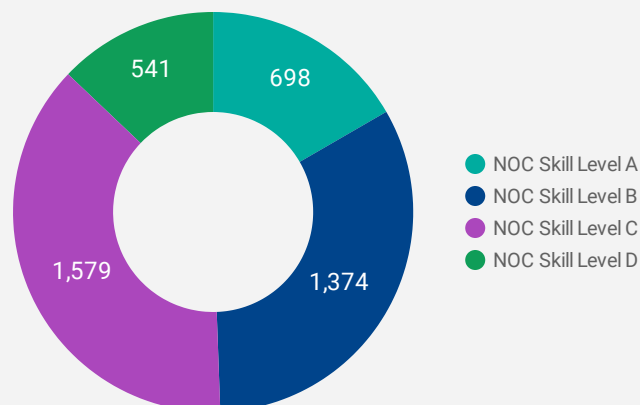
JOB TYPE

Full-time vs Part-time



JOB POSTINGS BY SKILL LEVEL

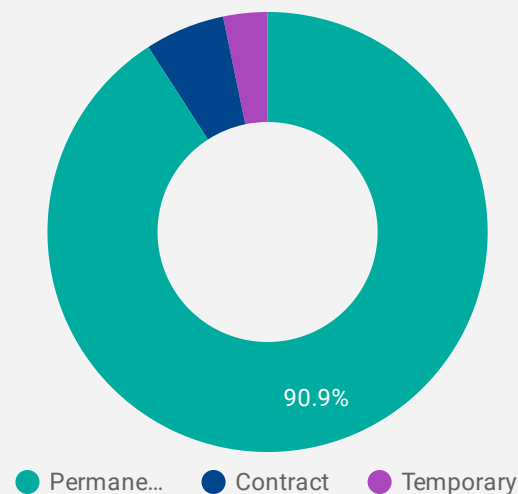
What education do occupations typically require?



Skill Level A = Usually University education | Skill Level B = Usually College education or Apprenticeship training | Skill Level C = Usually Secondary education or occupation-specific training | Skill Level D = Usually on-the-job training

JOB DURATION

Permanency of jobs posted



TOP OCCUPATIONS

What kind of jobs are in-demand?

	4 DIGIT NOC NAME	POSTINGS
1.	Retail salespersons	178
2.	Transport truck drivers	171
3.	Home support workers, housekeepers and related occupations	130
4.	Material handlers	129
5.	Other customer and information services representatives	117
6.	Other instructors	90
7.	Cooks	86
8.	Retail and wholesale trade managers	85
9.	Nursery and greenhouse workers	83
10.	Food counter attendants, kitchen helpers and related support occupations	83
11.	Store shelf stockers, clerks and order fillers	80
12.	Delivery and courier service drivers	77
13.	Machinists and machining and tooling inspectors	70
14.	General farm workers	62
15.	Construction trades helpers and labourers	59
16.	Administrative assistants	55
17.	Other labourers in processing, manufacturing and utilities	55
18.	Security guards and related security service occupations	51
19.	Janitors, caretakers and building superintendents	50
20.	Tool and die makers	47
21.	Light duty cleaners	47
22.	Other financial officers	43
23.	Accounting technicians and bookkeepers	42
24.	Registered nurses and registered psychiatric nurses	41
25.	Labourers in food and beverage processing	40
26.	Landscape and horticulture technicians and specialists	40
27.	Supervisors, supply chain, tracking and scheduling co-ordination occupations	38
28.	Shippers and receivers	38
29.	Other medical technologists and technicians (except	37

1 - 50 / 315



TOP EMPLOYERS/AGENCIES

Who is hiring?

	COMPANY	POSTINGS
1.	Kijiji Jobs	100
2.	PROSTAFF Employment Solutions	92
3.	Superprof	83
4.	Loblaw Companies Limited	72
5.	Personnel by Elsie	65
6.	CareerJet	49
7.	Unemployed Help Centre of Windsor Inc. (UHC)	40
8.	Canadian Executive Search	40
9.	Mastronardi Produce Limited	36
10.	City of Windsor Employment and Training Services	32
11.	SE Health (Saint Elizabeth Health Care)	31
12.	Windsor, Corporation of the City of	30
13.	Home Depot of Canada Inc.	28
14.	Windsor Mold Group	24
15.	Nature Fresh Farms Inc.	24
16.	The Job Shoppe Incorporated	23
17.	The Electromac Group	23
18.	Executive Wing	22
19.	Centerline (Windsor) Limited	22
20.	Mucci Farms Ltd.	21
21.	Victorian Order of Nurses / VON Canada	21
22.	Shoppers Drug Mart / Pharmaprix	20
23.	Agilus	20
24.	Sobeys, Inc.	19
25.	Lakeside Produce Inc	19
26.	Bonduelle	18
27.	CIBC	18
28.	Walmart Canada	18

1 - 50 / 1526



OCCUPATIONS BY FREQUENCY & LENGTH OF JOB POSTINGS

What jobs are hard-to-fill and/or in-demand?

	4 DIGIT NOC	4 DIGIT NOC NAME	SKILL LEVEL	POSTING COUNT ▾	AVG POSTING LENGTH IN DAYS	MEDIAN POSTING LENGTH IN DAYS
1.	6421	Retail salespersons	NOC Skill Level C	178	17	15
2.	7511	Transport truck drivers	NOC Skill Level C	171	18	15
3.	4412	Home support workers, housekeepers and related occupations	NOC Skill Level C	130	17	15
4.	7452	Material handlers	NOC Skill Level C	129	16	15
5.	6552	Other customer and information services representatives	NOC Skill Level C	117	15	16
6.	4216	Other instructors	NOC Skill Level B	90	4	2
7.	6322	Cooks	NOC Skill Level B	86	19	15
8.	621	Retail and wholesale trade managers	NOC Skill Level A	85	15	15
9.	8432	Nursery and greenhouse workers	NOC Skill Level C	83	42	24
10.	6711	Food counter attendants, kitchen helpers and related support occupations	NOC Skill Level D	83	13	15
11.	6622	Store shelf stockers, clerks and order fillers	NOC Skill Level D	80	10	5
12.	7514	Delivery and courier service drivers	NOC Skill Level C	77	19	15
13.	7231	Machinists and machining and tooling inspectors	NOC Skill Level B	70	16	15
14.	8431	General farm workers	NOC Skill Level C	62	22	16
15.	7611	Construction trades helpers and labourers	NOC Skill Level D	59	18	15
16.	1241	Administrative assistants	NOC Skill Level B	55	26	16
17.	9619	Other labourers in processing, manufacturing and utilities	NOC Skill Level D	55	19	16
18.	6541	Security guards and related security service occupations	NOC Skill Level C	51	15	15
19.	6733	Janitors, caretakers and building superintendents	NOC Skill Level D	50	21	15
20.	7232	Tool and die makers	NOC Skill Level B	47	15	15
21.	6731	Light duty cleaners	NOC Skill Level D	47	17	15
22.	1114	Other financial officers	NOC Skill Level A	43	15	15
23.	1311	Accounting technicians and bookkeepers	NOC Skill Level B	42	20	16
24.	3012	Registered nurses and registered psychiatric nurses	NOC Skill Level A	41	11	6
25.	9617	Labourers in food and beverage processing	NOC Skill Level D	40	21	15
26.	2225	Landscape and horticulture technicians and specialists	NOC Skill Level B	40	27	15.5
27.	1215	Supervisors, supply chain, tracking and scheduling co-ordination occupations	NOC Skill Level B	38	16	15.5
28.	1521	Shippers and receivers	NOC Skill Level C	38	16	15
29.	3219	Other medical technologists and technicians (except dental health)	NOC Skill Level B	37	12	15

MULTILINGUAL JOB POSTINGS BY THE NUMBERS

ACTIVE POSTINGS
176

NEW POSTINGS
96

COMPANIES
98

UNIQUE LANGUAGES
7

OF DAYS POSTED

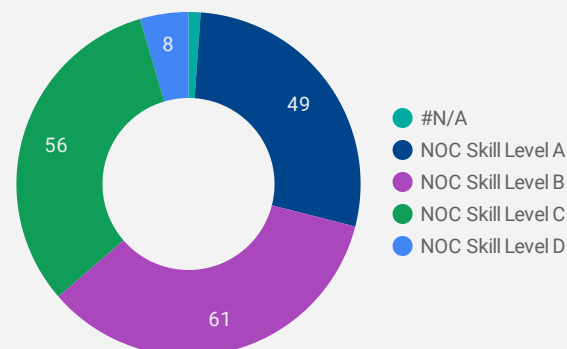
AVERAGE
18

MEDIAN
15

MULTILINGUAL JOB POSTINGS BY SKILL LEVEL

What language skills are employers looking for by occupational skill level?

- 49** Skill Level A - Management/ Professional Occupations usually requiring University
- 61** Skill Level B - Usually college education or apprenticeship training
- 56** Skill Level C - Usually secondary education or occupation-specific training
- 8** Skill Level D - Usually on-the-job training



JOB POSTINGS BY LANGUAGE SKILL

How many job postings require specific language skills?

Arabic Language Jobs
4

African Dialect Language Jobs
0

Cantonese Language Jobs
0

Chinese Language Jobs
3

French Language Jobs
117

German Language Jobs
1

Italian Language Jobs
0

Japanese Language Jobs
0

Mandarin Language Jobs
0

Portuguese Language Jobs
0

Punjabi Language Jobs
1

Spanish Language Jobs
30

Thai Language Jobs
0

Vietnamese Language Jobs
0

DEMAND FOR FRENCH BY JOB

How many job postings require French skills

4 DIGIT NOC NAME	FRENCH
1. Other customer and information services representatives	11
2. Home support workers, housekeepers and related occupations	8
3. Social and community service workers	6
4. Other instructors	6

MULTILINGUAL HIRING EMPLOYERS

Which employers are seeking multilingual candidates?

COMPANY	POSTINGS
1. Victorian Order of Nurses / VON Canada	15
2. Superprof	6
3. Windsor Regional Hospital	5
4. Global Excel Management	5
5. HGS Canada	4
6. Securitas	4
7. Valor Health	4
8. Mastronardi Produce Limited	3
9. City of Windsor Employment and Training Services	3
10. Cronos Growing Company Inc.	3
11. Windsor-Essex Catholic District School Board	3
12. CareerJet	3
13. National Bank of Canada	3
14. SUNSET Produce	3
15. Windsor, Corporation of the City of	3
16. Immigration, Refugees and Citizenship Canada/Immigration, R��fugi��s et Citoyennet�� Canada	3
17. Erie St. Clair LHIN	3

MULTILINGUAL JOB DEMAND BY 4-DIGIT NOC

What occupations seek Language Skills?

4 DIGIT NOC NAME	FRENCH ...	AFRICAN	ARABIC	CANTONESE	CHINESE	GERMAN	ITALIAN	JAPANESE	MANDARIN	PORTUGUESE	PUNJABI	SPANISH	THAI	VIETNAMESE
1. Other customer and information services representatives	...	0	0	0	0	0	0	0	0	0	0	0	0	0
2. Home support workers, housekeepers and related occupations	8	0	1	0	0	0	0	0	0	0	0	0	0	0
3. Social and community service workers	6	0	0	0	0	0	0	0	0	0	0	0	0	0
4. Other instructors	6	0	1	0	0	0	0	0	0	0	0	3	0	0
5. Managers in health care	5	0	0	0	0	0	0	0	0	0	0	0	0	0
6. Security guards and related security service occupations	5	0	0	0	0	0	0	0	0	0	0	3	0	0
7. User support technicians	4	0	0	0	0	0	0	0	0	0	0	4	0	0
8. Insurance agents and brokers	4	0	0	0	0	0	0	0	0	0	0	0	0	0
9. Registered nurses and registered psychiatric nurses	3	0	0	0	0	0	0	0	0	0	0	0	0	0
10. Retail salespersons	3	0	0	0	0	0	0	0	0	0	0	0	0	0
11. Medical administrative assistants	3	0	1	0	0	0	0	0	0	0	0	0	0	0
12. Social workers	3	0	0	0	0	0	0	0	0	0	0	0	0	0
13. Elementary school and kindergarten teachers	3	0	0	0	0	0	0	0	0	0	0	0	0	0
14. Specialist physicians	3	0	0	0	0	0	0	0	0	0	0	0	0	0
15. Nurse aides, orderlies and patient service associates	2	0	0	0	0	0	0	0	0	0	0	0	0	0
16. Psychologists	2	0	0	0	0	0	0	0	0	0	0	0	0	0
17. Advertising, marketing and public relations managers	2	0	0	0	0	0	0	0	0	0	0	0	0	0
18. Accounting and related clerks	2	0	0	0	0	0	0	0	0	0	0	1	0	0
19. General office support workers	2	0	0	0	0	0	0	0	0	0	0	0	0	0
20. Labourers in food and beverage processing	2	0	0	0	0	0	0	0	0	0	0	0	0	0
21. Plasterers, drywall installers and finishers and lathers	2	0	0	0	0	0	0	0	0	0	0	0	0	0
22. Human resources professionals	2	0	0	0	0	0	0	0	0	0	0	1	0	0
23. Professional occupations in advertising, marketing and public relations	2	0	0	0	0	0	0	0	0	0	0	0	0	0
24. Court officers and justices of the peace	2	0	0	0	0	0	0	0	0	0	0	0	0	0
25. Human resources and recruitment officers	1	0	0	0	0	0	0	0	0	0	0	0	0	0

JOB POSTINGS BY 2-DIGIT NATIONAL OCCUPATION CLASSIFICATION

What jobs are hard to fill and/or in-demand?

	2 DIGIT NOC	3 DIGIT NOC NAME	SKILL LEVEL	POSTING COUNT ▾	AVG POSTING LENGTH IN DAYS	MEDIAN POSTING LENGTH IN DAYS
1.	75	Motor vehicle and transit drivers	NOC Skill Level C	256	18	15
2.	64	Retail salespersons	NOC Skill Level C	178	17	15
3.	44	Home care providers and educational support occupations	NOC Skill Level C	155	18	15
4.	72	Machining, metal forming, shaping and erecting trades	NOC Skill Level B	152	17	15
5.	84	Agriculture and horticulture workers	NOC Skill Level C	145	35	21
6.	74	Longshore workers and material handlers	NOC Skill Level C	131	16	15
7.	42	Paraprofessional occupations in legal, social, community and education services	NOC Skill Level B	130	7	2
8.	65	Customer and information services representatives	NOC Skill Level C	120	15	16
9.	67	Cleaners	NOC Skill Level D	114	19	15
10.	96	Labourers in processing, manufacturing and utilities	NOC Skill Level D	108	19	16
11.	66	Other sales support and related occupations	NOC Skill Level D	100	11	8
12.	12	Office administrative assistants - general, legal and medical	NOC Skill Level B	91	22	16
13.	63	Chefs and cooks	NOC Skill Level B	91	19	15
14.	15	Supply chain logistics, tracking and scheduling co-ordination occupations	NOC Skill Level C	88	16	15
15.	06	Retail and wholesale trade managers	NOC Skill Level A	85	15	15
16.	67	Food counter attendants, kitchen helpers and related support occupations	NOC Skill Level D	83	13	15
17.	01	Senior managers - construction, transportation, production and utilities	NOC Skill Level A	82	17	15
18.	12	Administrative and regulatory occupations	NOC Skill Level B	81	18	16
19.	11	Auditors, accountants and investment professionals	NOC Skill Level A	72	16	15
20.	76	Trades helpers and labourers	NOC Skill Level D	70	18	15
21.	14	Financial, insurance and related administrative support workers	NOC Skill Level C	65	14	15
22.	94	Machine operators and related workers in mineral and metal products processing and manufacturing	NOC Skill Level C	63	17	16
23.	14	General office workers	NOC Skill Level C	55	16	15.5
24.	62	Insurance, real estate and financial sales occupations	NOC Skill Level B	55	16	15
25.	22	Technical occupations in civil, mechanical and industrial engineering	NOC Skill Level B	53	19	16
26.	73	Machinery and transportation equipment mechanics (except motor vehicles)	NOC Skill Level B	52	18	16
27.	32	Medical technologists and technicians (except dental health)	NOC Skill Level B	51	12	15

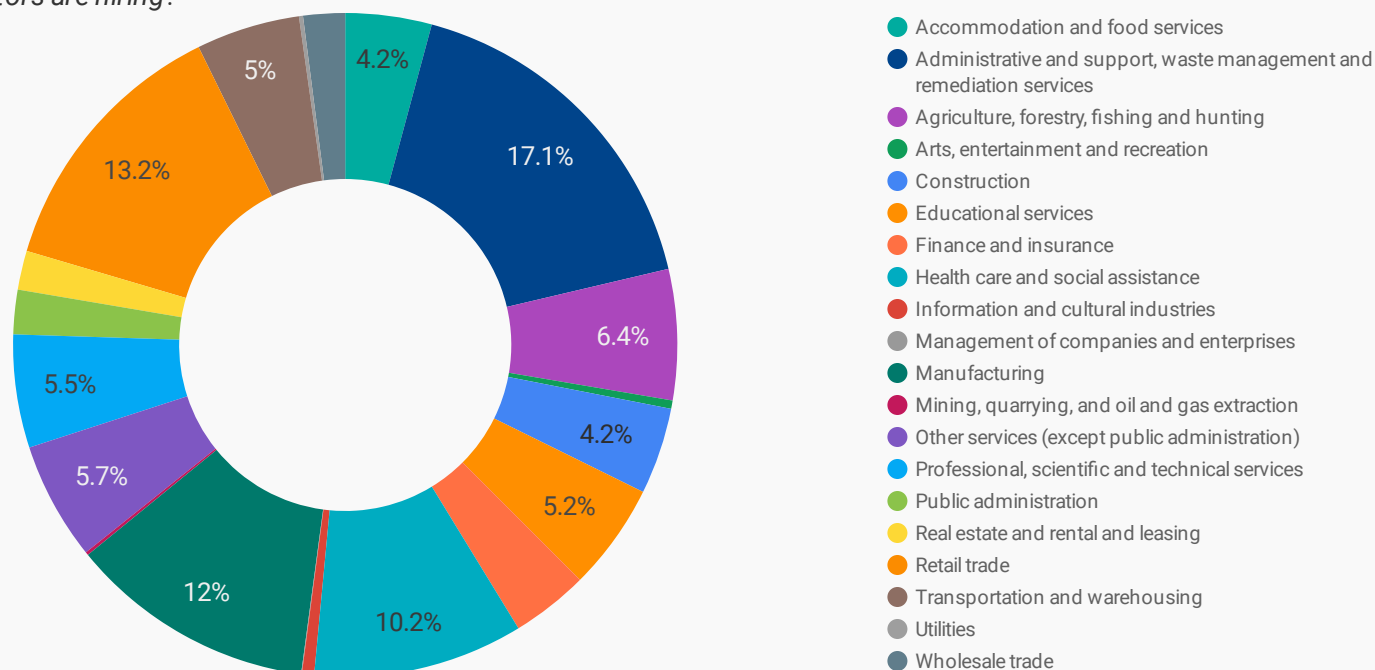
JOB POSTINGS BY 3-DIGIT NATIONAL OCCUPATION CLASSIFICATION

What jobs are hard to fill and/or in-demand?

	3 DIGIT NOC	3 DIGIT NOC NAME	SKILL LEVEL	POSTING COUNT ▾	AVG POSTING LENGTH IN DAYS	MEDIAN POSTING LENGTH IN DAYS
1.	751	Motor vehicle and transit drivers	NOC Skill Level C	256	18	15
2.	642	Retail salespersons	NOC Skill Level C	178	17	15
3.	441	Home care providers and educational support occupations	NOC Skill Level C	155	18	15
4.	723	Machining, metal forming, shaping and erecting trades	NOC Skill Level B	152	17	15
5.	843	Agriculture and horticulture workers	NOC Skill Level C	145	35	21
6.	745	Longshore workers and material handlers	NOC Skill Level C	131	16	15
7.	421	Paraprofessional occupations in legal, social, community and education services	NOC Skill Level B	130	7	2
8.	655	Customer and information services representatives	NOC Skill Level C	120	15	16
9.	673	Cleaners	NOC Skill Level D	114	19	15
10.	961	Labourers in processing, manufacturing and utilities	NOC Skill Level D	108	19	16
11.	662	Other sales support and related occupations	NOC Skill Level D	100	11	8
12.	632	Chefs and cooks	NOC Skill Level B	91	19	15
13.	124	Office administrative assistants - general, legal and medical	NOC Skill Level B	91	22	16
14.	152	Supply chain logistics, tracking and scheduling co-ordination occupations	NOC Skill Level C	88	16	15
15.	062	Retail and wholesale trade managers	NOC Skill Level A	85	15	15
16.	671	Food counter attendants, kitchen helpers and related support occupations	NOC Skill Level D	83	13	15
17.	122	Administrative and regulatory occupations	NOC Skill Level B	81	18	16
18.	111	Auditors, accountants and investment professionals	NOC Skill Level A	72	16	15
19.	761	Trades helpers and labourers	NOC Skill Level D	70	18	15
20.	143	Financial, insurance and related administrative support workers	NOC Skill Level C	65	14	15
21.	941	Machine operators and related workers in mineral and metal products processing and manufacturing	NOC Skill Level C	63	17	16
22.	141	General office workers	NOC Skill Level C	55	16	15.5
23.	623	Insurance, real estate and financial sales occupations	NOC Skill Level B	55	16	15
24.	223	Technical occupations in civil, mechanical and industrial engineering	NOC Skill Level B	53	19	16
25.	731	Machinery and transportation equipment mechanics (except motor vehicles)	NOC Skill Level B	52	18	16
26.	654	Security guards and related security service occupations	NOC Skill Level C	51	15	15
27.	321	Medical technologists and technicians (except dental health)	NOC Skill Level B	51	12	15

TOP HIRING SECTORS (2 DIGIT NAICS CODE)

What sectors are hiring?



TOP HIRING SECTORS (2 DIGIT NAICS CODE)		NAICS CODE	POSTING COUNT	AVG POSTING DAYS	MEDIAN POSTING LENGTH IN DAYS
1.	Administrative and support, waste management and remediation services	56	696	16.5	16
2.	Retail trade	44-45	521	14.3	15
3.	Manufacturing	31-33	497	17.2	15
4.	Health care and social assistance	62	379	15.3	15
5.	Agriculture, forestry, fishing and hunting	11	300	27.1	16
6.	Other services (except public administration)	81	228	21.6	16
7.	Professional, scientific and technical services	54	224	17.6	15
8.	Transportation and warehousing	48-49	195	16.0	15
9.	Accommodation and food services	72	184	21.8	15
10.	Construction	23	177	17.2	15
11.	Finance and insurance	52	153	15.8	15
12.	Educational services	61	147	6.9	2
13.	Wholesale trade	41	91	22.6	15
14.	Public administration	91	91	15.8	15
15.	Real estate and rental and leasing	53	85	18.9	15
16.	Information and cultural industries	51	31	17.5	16
17.	Arts, entertainment and recreation	71	19	16.8	15
18.	Utilities	22	12	18.5	15
19.	Mining, quarrying, and oil and gas extraction	21	5	13.0	15
20.	Management of companies and enterprises	55	1	15.0	15

NOTE: NAICS code 56 includes Employment Agencies. Manufacturing includes codes 31-33, Retail Trade includes codes 44-45 and Transportation and Warehousing includes codes 48-49.

TOP HIRING SECTORS (3 DIGIT NAICS CODE)

What sectors are hiring?

	NAICS CODE	TOP HIRING SECTORS (3 DIGIT NAICS)	POSTING COUNT ▾	AVERAGE POSTING LENGTH IN DAYS	MEDIAN POSTING LENGTH IN DAYS
1.	561	Administrative and support services	683	16.6	16
2.	111	Crop production	278	27.0	16
3.	541	Professional, scientific and technical services	224	17.6	15
4.	722	Food services and drinking places	173	22.0	15
5.	621	Ambulatory health care services	155	17.2	15
6.	611	Educational services	147	6.9	2
7.	333	Machinery manufacturing	145	16.9	16
8.	445	Food and beverage stores	138	10.3	10
9.	623	Nursing and residential care facilities	134	13.0	15
10.	484	Truck transportation	112	15.8	15
11.	813	Religious, grant-making, civic, and professional and similar organizations	111	27.1	16
12.	238	Specialty trade contractors	106	17.1	15
13.	332	Fabricated metal product manufacturing	102	16.8	15
14.	522	Credit intermediation and related activities	86	14.9	15
15.	446	Health and personal care stores	85	15.3	15
16.	444	Building material and garden equipment and supplies dealers	79	13.4	15
17.	336	Transportation equipment manufacturing	79	18.8	16
18.	913	Local, municipal and regional public administration	75	14.7	15
19.	624	Social assistance	71	16.4	15
20.	811	Repair and maintenance	71	17.6	16
21.	236	Construction of buildings	64	16.9	15
22.	531	Real estate	57	16.8	15
23.	492	Couriers and messengers	49	15.8	15
24.	453	Miscellaneous store retailers	47	13.5	15
25.	524	Insurance carriers and related activities	47	17.6	16
26.	812	Personal and laundry services	46	17.1	15
27.	311	Food manufacturing	43	16.8	15
28.	452	General merchandise stores	40	29.0	15
29.	448	Clothing and clothing accessories stores	39	14.1	15
30.	442	Furniture and home furnishings stores	31	15.4	15

TOP HIRING SECTORS (4 DIGIT NAICS CODE)

What sectors are hiring?

	NAICS CODE	TOP HIRING SECTORS (4 DIGIT NAICS)	POSTING COUNT ▾	AVERAGE POSTING LENGTH IN DAYS	MEDIAN POSTING DAYS IN LENGTH
1.	5613	Employment services	513	16.1	16
2.	1119	Other crop farming	216	26.2	16
3.	7225	Full-service restaurants and limited-service eating places	156	22.8	15
4.	4451	Grocery stores	119	9.3	7.5
5.	6116	Other schools and instruction	112	5.2	2
6.	8134	Civic and social organizations	100	28.1	16
7.	4841	General freight trucking	95	16.0	15
8.	6231	Nursing care facilities	91	11.2	15
9.	5617	Services to buildings and dwellings	90	17.5	15
10.	4461	Health and personal care stores	85	15.3	15
11.	5413	Architectural, engineering and related services	84	16.3	15
12.	3335	Metalworking machinery manufacturing	83	17.9	16
13.	5221	Depository credit intermediation	77	14.6	15
14.	9139	Other local, municipal and regional public administration	74	14.7	15
15.	4441	Building material and supplies dealers	71	13.3	15
16.	3322	Cutlery and hand tool manufacturing	61	16.1	15
17.	8111	Automotive repair and maintenance	57	17.1	15
18.	1114	Greenhouse, nursery and floriculture production	55	31.6	16
19.	6241	Individual and family services	54	16.4	15
20.	6214	Out-patient care centres	52	20.4	15
21.	5416	Management, scientific and technical consulting services	46	18.8	16
22.	3363	Motor vehicle parts manufacturing	44	17.7	16
23.	5242	Agencies, brokerages and other insurance related activities	42	17.4	16
24.	5616	Investigation and security services	40	15.2	16
25.	4529	Other general merchandise stores	40	29.0	15
26.	5419	Other professional, scientific and technical services	39	19.8	16
27.	6233	Community care facilities for the elderly	39	17.0	15
28.	6213	Offices of other health practitioners	38	16.4	15
29.	2383	Building finishing contractors	38	16.1	15
30.	2361	Residential building construction	37	17.6	16

TOP HIRING SECTORS (5 DIGIT NAICS CODE)

What sectors are hiring?

	NAICS CODE	TOP HIRING SECTORS (5 DIGIT NAICS)	POSTING COUNT ▾	AVERAGE POSTING LENGTH IN DAYS	MEDIAN POSTING LENGTH IN DAYS
1.	56131	Employment placement agencies and executive search services	513	16.1	16
2.	11199	All other crop farming	215	26.2	16
3.	72251	Full-service restaurants and limited-service eating places	156	22.8	15
4.	44511	Supermarkets and other grocery (except convenience) stores	114	9.0	6.5
5.	61169	All other schools and instruction	112	5.2	2
6.	81341	Civic and social organizations	100	28.1	16
7.	62311	Nursing care facilities	91	11.2	15
8.	48412	General freight trucking, long distance	84	15.7	15
9.	33351	Metalworking machinery manufacturing	83	17.9	16
10.	91391	Other local, municipal and regional public administration	74	14.7	15
11.	54133	Engineering services	64	17.2	15
12.	44413	Hardware stores	63	13.1	15
13.	33221	Cutlery and hand tool manufacturing	61	16.1	15
14.	52211	Banking	61	12.3	15
15.	44611	Pharmacies and drug stores	57	16.3	15
16.	62149	Other out-patient care centres	52	20.4	15
17.	33637	Motor vehicle metal stamping	42	18.1	16
18.	45299	All other general merchandise stores	40	29.0	15
19.	11142	Nursery and floriculture production	40	39.7	16
20.	62331	Community care facilities for the elderly	39	17.0	15
21.	56173	Landscaping services	38	17.1	15
22.	23611	Residential building construction	37	17.6	16
23.	62121	Offices of dentists	37	14.6	15
24.	31199	All other food manufacturing	34	14.0	15
25.	52421	Insurance agencies and brokerages	31	17.5	16
26.	33324	Industrial machinery manufacturing	30	16.6	15
27.	54161	Management consulting services	29	18.6	16
28.	33299	All other fabricated metal product manufacturing	29	17.7	16
29.	33611	Automobile and light-duty motor vehicle manufacturing	29	20.7	17
30.	62412	Services for the elderly and persons with disabilities	29	18.2	15

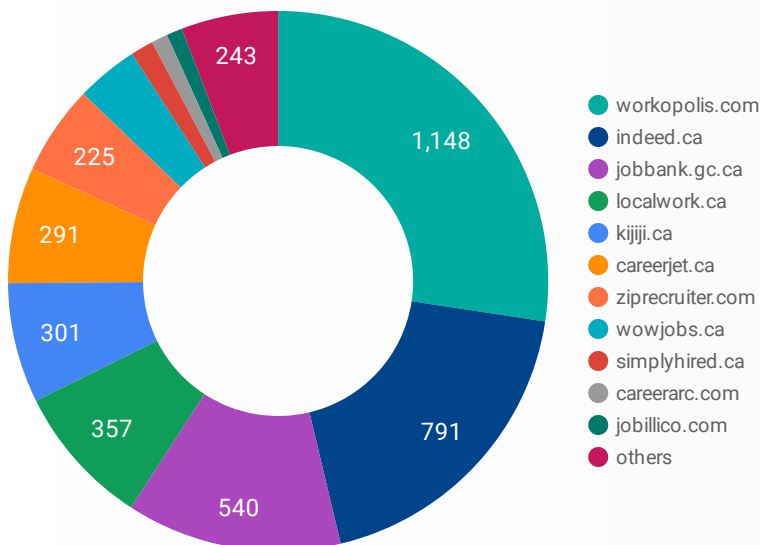
TOP HIRING SECTORS (6 DIGIT NAICS CODE)

What sectors are hiring?

	NAICS CODE	TOP HIRING SECTORS (6 DIGIT NAICS)	POSTING COUNT ▼	AVG POSTING LENGTH IN DAYS	MEDIAN POSTING LENGTH IN DAYS
1.	561310	Employment placement agencies and executive search services	513	16.1	16
2.	111993	Fruit and vegetable combination farming	159	26.1	15
3.	445110	Supermarkets and other grocery (except convenience) stores	114	9.0	6.5
4.	611690	All other schools and instruction	112	5.2	2
5.	813410	Civic and social organizations	100	28.1	16
6.	623110	Nursing care facilities	91	11.2	15
7.	722512	Limited-service eating places	85	18.9	15
8.	913910	Other local, municipal and regional public administration	74	14.7	15
9.	333511	Industrial mould manufacturing	73	18.1	16
10.	722511	Full-service restaurants	71	28.0	15
11.	484122	General freight trucking, long distance, less than truck-load	70	16.2	15
12.	541330	Engineering services	64	17.2	15
13.	444130	Hardware stores	63	13.1	15
14.	332210	Cutlery and hand tool manufacturing	61	16.1	15
15.	522111	Personal and commercial banking industry	61	12.3	15
16.	446110	Pharmacies and drug stores	57	16.3	15
17.	111999	All other miscellaneous crop farming	56	26.7	16
18.	621494	Community health centres	51	20.5	15
19.	336370	Motor vehicle metal stamping	42	18.1	16
20.	452999	All other miscellaneous general merchandise stores	40	29.0	15
21.	623310	Community care facilities for the elderly	39	17.0	15
22.	561730	Landscaping services	38	17.1	15
23.	111421	Nursery and tree production	38	39.7	16
24.	621210	Offices of dentists	37	14.6	15
25.	236110	Residential building construction	37	17.6	16
26.	311990	All other food manufacturing	34	14.0	15
27.	524210	Insurance agencies and brokerages	31	17.5	16
28.	333248	All other industrial machinery manufacturing	30	16.6	15
29.	336110	Automobile and light-duty motor vehicle manufacturing	29	20.7	17
30.	624120	Services for the elderly and persons with disabilities	29	18.2	15

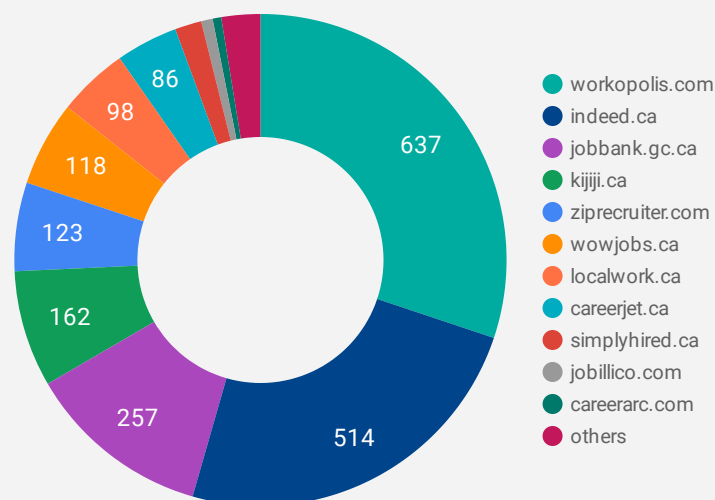
JOB POSTINGS BY JOB BOARD

What share of unique job postings appear on each job board?



COMPANIES BY JOB BOARD

What share of unique job postings appear on each job board?



JOB POSTING DETAILS BY JOB BOARD

How does job posting activity differ by job board?

	JOB BOARD	POSTING COUNT	AVG POSTING LENGTH IN DAYS	MEDIAN POSTING LENGTH IN DAYS	# OF COMPANIES
1.	workopolis.com	1,148	15	15	637
2.	indeed.ca	791	21	21	514
3.	jobbank.gc.ca	540	29	16	257
4.	localwork.ca	357	4	2	98
5.	kijiji.ca	301	15	15	162
6.	careerjet.ca	291	13	8	86
7.	ziprecruiter.com	225	16	16	123
8.	wowjobs.ca	156	16	16	118
9.	simplyhired.ca	57	16	16	37
10.	careerarc.com	41	41	16	12
11.	jobillico.com	40	30	14	16
12.	canadianexecutivesearch.com	39	17	18	1
13.	citywindsor.ca	37	66	50	2
14.	uhc.ca	24	28	24.5	1
15.	#VALUE!	20			2
16.	careerbuilder.ca	18	24	29	10
17.	en.agilus.ca	15	17	15	1