

JOB DEMAND REPORT

MAY 2020

Job posting data collected by Workforce WindsorEssex from job boards and employer websites who recruit candidates in Windsor-Essex.

HIGHLIGHTS

JOB POSTINGS BY THE NUMBERS

TOTAL ACTIVE	NEW THIS MONTH	COMPANIES	JOB BOARDS
3,309	1,185	1,358	27

OF DAYS POSTED

AVERAGE	MEDIAN
67	71

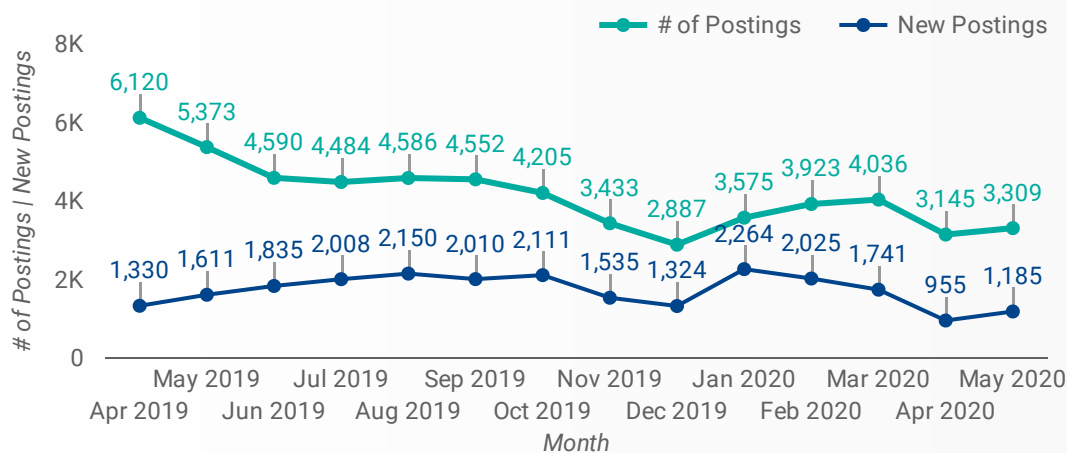
REPORT BUILDER

The default filter selection below will show all job demand data for the month. You can use the filters to create a customized report for the purpose of understanding a subset of the data.

MUNICIPALITY	JOB TYPE	JOB DURATION
JOB BOARD	ADDITIONAL LANGUA...	QUICK FIND
SKILL LEVEL		
SKILL TYPE NAME / 1-DIGIT NATIONAL OCCUPATIONAL CLASSIFICATION CODE		
MAJOR GROUP / 2-DIGIT NATIONAL OCCUPATIONAL CLASSIFICATION CODE		
MINOR GROUP / 3-DIGIT NATIONAL OCCUPATIONAL CLASSIFICATION CODE		
UNIT GROUP / 4-DIGIT NATIONAL OCCUPATIONAL CLASSIFICATION CODE		
COMPANY OR EMPLOYMENT AGENCY		

JOB POSTINGS BY MONTH

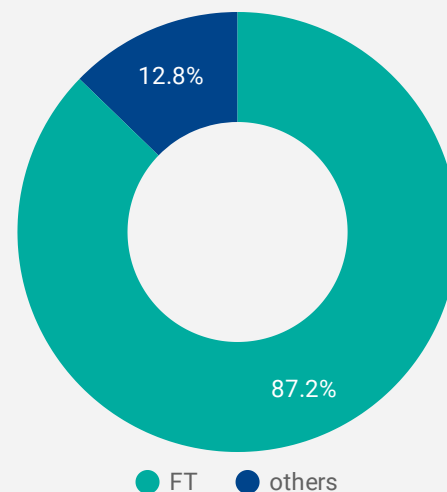
How many job postings were active for at least 1 day this month?



NOTE: This graph cannot be filtered using the controls on the cover page

JOB TYPE

Full-time vs Part-time



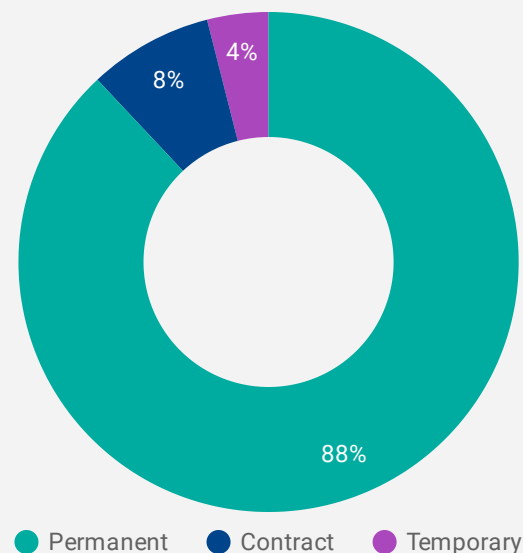
JOB POSTINGS BY MUNICIPALITY

Where are job opportunities being offered?

	MUNICIPALITY	POSTING COUNT	AVG POSTING LENGTH IN DAYS	MEDIAN POSTING LENGTH IN DAYS
1.	City of Windsor	2,249	72	77
2.	Municipality of Leamington	350	40	16
3.	Town of Tecumseh	181	69	73
4.	Town of Kingsville	160	35	15
5.	Town of Essex	124	55	33.5
6.	Town of Lakeshore	84	37	22.5
7.	Town of Amherstburg	82	60	66
8.	Town of LaSalle	61	94	99.5

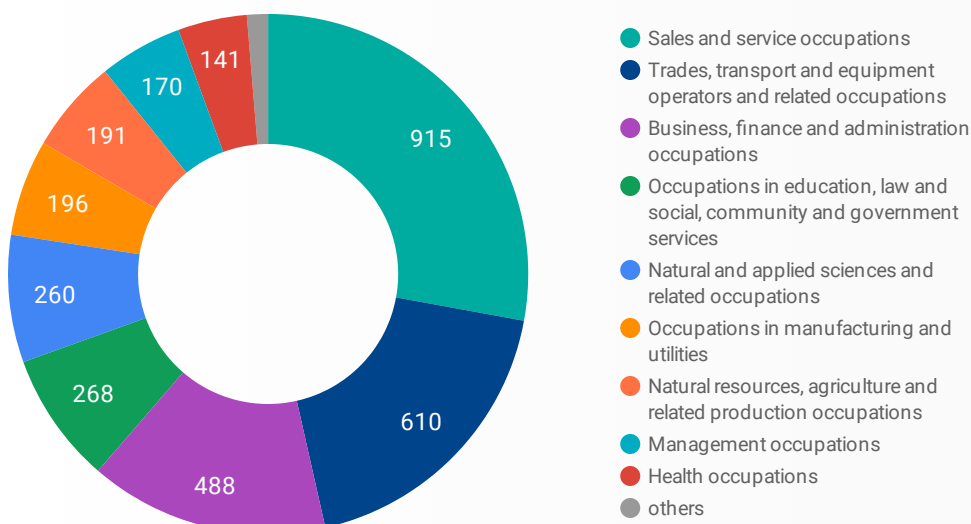
JOB DURATION

Permanency of jobs posted



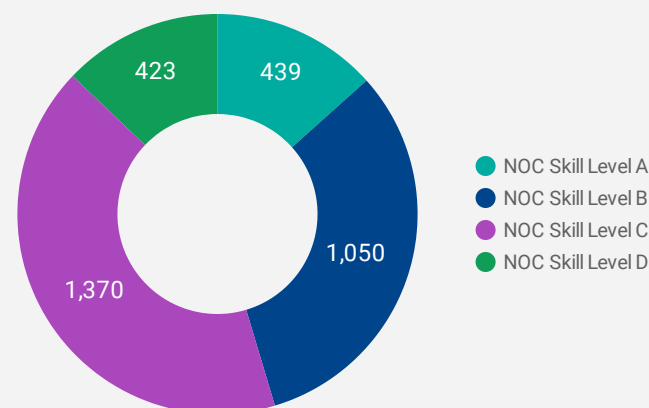
JOB POSTINGS BY SKILL TYPE

What skill type is being recruited?



JOB POSTINGS BY SKILL LEVEL

What education do occupations typically require?



Skill Level A = Usually University education | Skill Level B = Usually College education or Apprenticeship training | Skill Level C = Usually Secondary education or occupation-specific training | Skill Level D = Usually on-the-job training

TOP OCCUPATIONS

What kind of jobs are in-demand?

	4 DIGIT NOC NAME	POSTINGS ▾
1.	Retail salespersons	204
2.	Home support workers, housekeepers and related occupations	136
3.	Transport truck drivers	101
4.	Nursery and greenhouse workers	94
5.	Other customer and information services representatives	92
6.	Administrative assistants	80
7.	Material handlers	79
8.	Delivery and courier service drivers	74
9.	Cooks	61
10.	Food counter attendants, kitchen helpers and related support occupations	56
11.	Janitors, caretakers and building superintendents	47
12.	Light duty cleaners	43
13.	Shippers and receivers	42
14.	Cashiers	41
15.	Security guards and related security service occupations	40
16.	Food and beverage servers	39
17.	Construction trades helpers and labourers	37
18.	Accounting technicians and bookkeepers	36
19.	Store shelf stockers, clerks and order fillers	36
20.	Landscaping and grounds maintenance labourers	36
21.	Other labourers in processing, manufacturing and utilities	34
22.	Retail and wholesale trade managers	33
23.	Tool and die makers	32
24.	Sales and account representatives - wholesale trade (non-technical)	32
25.	Accounting and related clerks	31
26.	General farm workers	30
27.	Machinists and machining and tooling inspectors	30
28.	Machining tool operators	30
29.	Labourers in food and beverage processing	27
30.	Social and community service workers	25

1 - 50 / 301 < >

TOP EMPLOYERS/AGENCIES

Who is hiring?

	COMPANY	POSTINGS ▾
1.	Windsor, Corporation of the City of	60
2.	Mastronardi Produce Limited	32
3.	Loblaw Companies Limited	31
4.	Lowe's	30
5.	Aphria Inc.	29
6.	Kijiji Jobs	28
7.	Nature Fresh Farms Inc.	24
8.	Town of Lakeshore	24
9.	Bonduelle Canada Inc	22
10.	Shoppers Drug Mart / Pharmaprix	20
11.	Caesars Windsor	20
12.	Belwood Poultry Ltd	19
13.	Home Depot of Canada Inc.	19
14.	Windsor Women Working with Immigrant Women	18
15.	University of Windsor	17
16.	RONA Inc.	17
17.	United Parcel Service	17
18.	Sunrise Senior Living	17
19.	Steeves and Rozema Group	16
20.	Lakeside Produce Inc	16
21.	Goudreau Personnel by Swinton Ltd.	16
22.	Ontario Seniors Care	15
23.	ParaMed Home Health Care	15
24.	Pure Hothouse Foods Inc	15
25.	TES - The Employment Solution	14
26.	Chartwell Retirement Residences	14
27.	We Check	14

1 - 50 / 1367 < >

OCCUPATIONS BY FREQUENCY & LENGTH OF JOB POSTINGS

What jobs are hard to fill and/or in-demand?

	4 DIGIT NOC	4 DIGIT NOC NAME	SKILL LEVEL	POSTING COUNT ▾	AVG POSTING LENGTH IN DAYS	MEDIAN POSTING LENGTH IN DAYS
1.	6421	Retail salespersons	NOC Skill Level C	203	61	68
2.	4412	Home support workers, housekeepers and related occupations	NOC Skill Level C	133	46	24
3.	7511	Transport truck drivers	NOC Skill Level C	101	59	51
4.	8432	Nursery and greenhouse workers	NOC Skill Level C	94	50	32
5.	6552	Other customer and information services representatives	NOC Skill Level C	91	64	53
6.	1241	Administrative assistants	NOC Skill Level B	80	69	78
7.	7452	Material handlers	NOC Skill Level C	79	62	67
8.	7514	Delivery and courier service drivers	NOC Skill Level C	69	51	30
9.	6322	Cooks	NOC Skill Level B	60	77	79
10.	6711	Food counter attendants, kitchen helpers and related support occupations	NOC Skill Level D	55	47	33
11.	6733	Janitors, caretakers and building superintendents	NOC Skill Level D	46	58	56.5
12.	6731	Light duty cleaners	NOC Skill Level D	43	61	47
13.	1521	Shippers and receivers	NOC Skill Level C	42	39	15
14.	6541	Security guards and related security service occupations	NOC Skill Level C	40	60	38
15.	6611	Cashiers	NOC Skill Level D	39	52	25
16.	6513	Food and beverage servers	NOC Skill Level C	38	71	89
17.	7611	Construction trades helpers and labourers	NOC Skill Level D	37	53	26.5
18.	1311	Accounting technicians and bookkeepers	NOC Skill Level B	36	82	87
19.	6622	Store shelf stockers, clerks and order fillers	NOC Skill Level D	36	57	50
20.	8612	Landscaping and grounds maintenance labourers	NOC Skill Level D	36	58	47.5
21.	9619	Other labourers in processing, manufacturing and utilities	NOC Skill Level D	34	52	33
22.	621	Retail and wholesale trade managers	NOC Skill Level A	33	97	98
23.	7232	Tool and die makers	NOC Skill Level B	32	105	116
24.	6411	Sales and account representatives - wholesale trade (non-technical)	NOC Skill Level C	32	70	72
25.	1431	Accounting and related clerks	NOC Skill Level C	31	41	16
26.	9417	Machining tool operators	NOC Skill Level C	30	57	39.5
27.	7231	Machinists and machining and tooling inspectors	NOC Skill Level B	30	86	95.5
28.	8431	General farm workers	NOC Skill Level C	30	71	63.5
29.	9617	Labourers in food and beverage processing	NOC Skill Level D	27	40	33

JOB POSTINGS BY 3-DIGIT NATIONAL OCCUPATION CLASSIFICATION

What jobs are hard to fill and/or in-demand?

	3 DIGIT NOC	3 DIGIT NOC NAME	SKILL LEVEL	POSTING COUNT ▾	AVG POSTING LENGTH IN DAYS	MEDIAN POSTING LENGTH IN DAYS
1.	642	Retail salespersons	NOC Skill Level C	203	61	68
2.	751	Motor vehicle and transit drivers	NOC Skill Level C	178	54	33.5
3.	441	Home care providers and educational support occupations	NOC Skill Level C	149	49	28
4.	843	Agriculture and horticulture workers	NOC Skill Level C	124	56	32
5.	124	Office administrative assistants - general, legal and medical	NOC Skill Level B	105	69	77.5
6.	673	Cleaners	NOC Skill Level D	101	62	58
7.	655	Customer and information services representatives	NOC Skill Level C	93	63	53
8.	745	Longshore workers and material handlers	NOC Skill Level C	83	60	61.5
9.	632	Chefs and cooks	NOC Skill Level B	74	78	80
10.	723	Machining, metal forming, shaping and erecting trades	NOC Skill Level B	71	88	100
11.	152	Supply chain logistics, tracking and scheduling co-ordination occupations	NOC Skill Level C	69	45	15.5

1 - 50 / 123

JOB POSTINGS BY 2-DIGIT NATIONAL OCCUPATION CLASSIFICATION

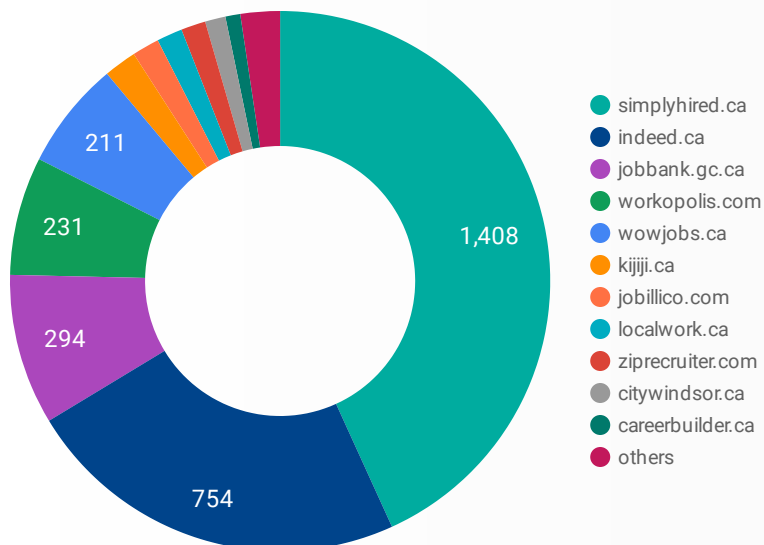
What jobs are hard to fill and/or in-demand?

	2 DIGIT NOC	2 DIGIT NOC NAME	SKILL LEVEL	POSTING COUNT ▾	AVG POSTING LENGTH IN DAYS	MEDIAN POSTING LENGTH IN DAYS
1.	64	Sales representatives and salespersons - wholesale and retail trade	NOC Skill Level C	235	62	69
2.	65	Service representatives and other customer and personal services occupations	NOC Skill Level C	210	65	54
3.	75	Transport and heavy equipment operation and related maintenance occupations	NOC Skill Level C	200	59	51
4.	72	Industrial, electrical and construction trades	NOC Skill Level B	182	78	86.5
5.	22	Technical occupations related to natural and applied sciences	NOC Skill Level B	177	70	77
6.	12	Administrative and financial supervisors and administrative occupations	NOC Skill Level B	172	74	79
7.	67	Service support and other service occupations, n.e.c.	NOC Skill Level D	170	57	47
8.	44	Care providers and educational, legal and public protection support occupations	NOC Skill Level C	151	49	28
9.	84	Workers in natural resources, agriculture and related production	NOC Skill Level C	125	56	32
10.	14	Office support occupations	NOC Skill Level C	114	63	73
11.	63	Service supervisors and specialized service occupations	NOC Skill Level B	110	84	83

1 - 46 / 46

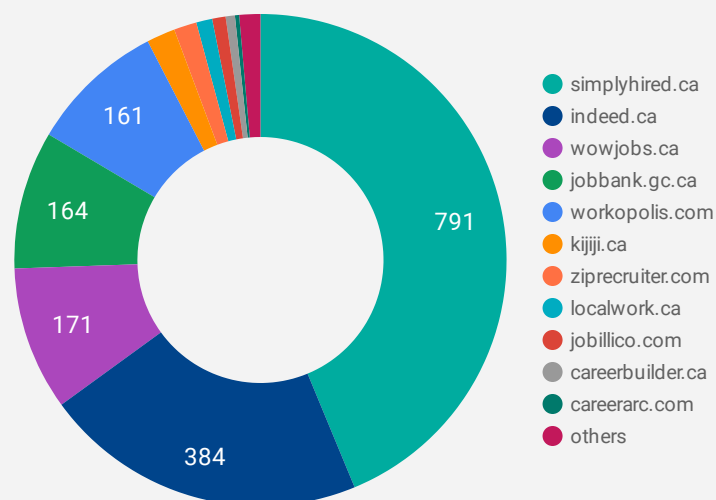
JOB POSTINGS BY JOB BOARD

What share of unique job postings appear on each job board?



COMPANIES BY JOB BOARD

What share of unique job postings appear on each job board?



JOB POSTING DETAILS BY JOB BOARD

How does job posting activity differ by job board?

	JOB BOARD	POSTING COUNT ▼	AVG POSTING LENGTH IN DAYS	MEDIAN POSTING LENGTH IN DAYS	# OF COMPANIES
1.	simplyhired.ca	1,408	87	91	791
2.	indeed.ca	754	25	11	384
3.	jobbank.gc.ca	294	41	30	164
4.	workopolis.com	231	15	15	161
5.	wowjobs.ca	211	94	101	171
6.	kijiji.ca	64			34
7.	jobillico.com	53	15	10	16
8.	localwork.ca	50	5	2	19
9.	ziprecruiter.com	48	15	15	27
10.	citywindsor.ca	40	111	144	2
11.	careerbuilder.ca	29	110	136	11
12.	www.wiw.org	18	23	22	1
13.	careerarc.com	9	18	15	5
14.	rekointl.com	9	104	92	4
15.	kingsville.ca	7			1
16.	canadianexecutivesearch.com	7	9	8.5	1
17.	uhc.ca	5	94	93	1