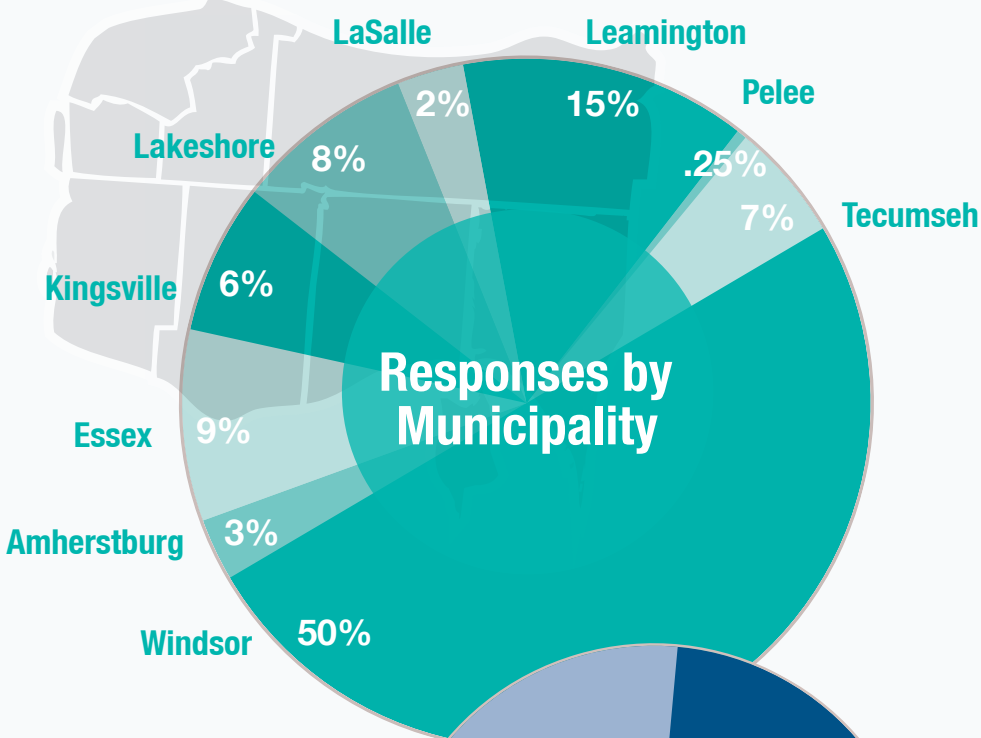


# QUARTERLY SURVEY RESULTS

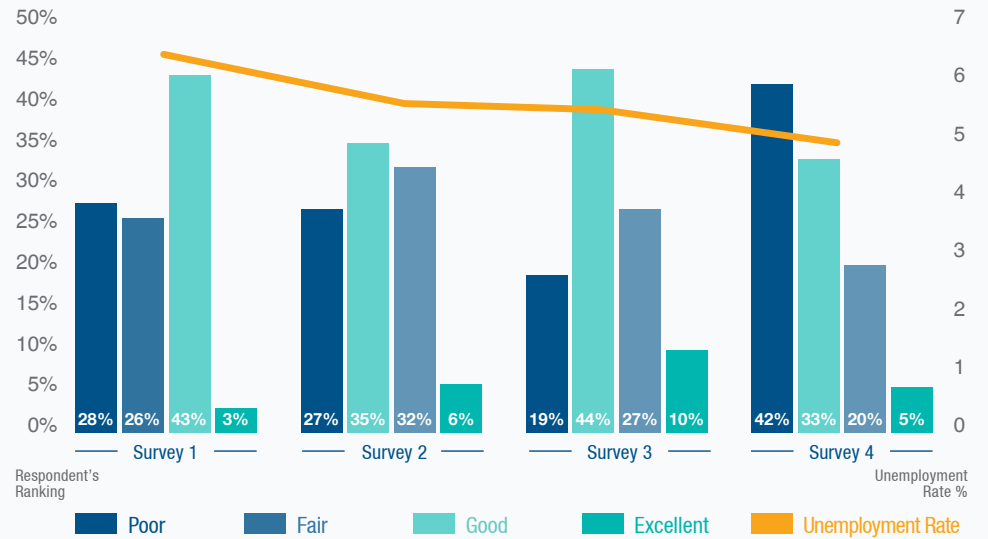
## JUNE 2016 - APRIL 2017

420 Respondents over the course of 4 surveys

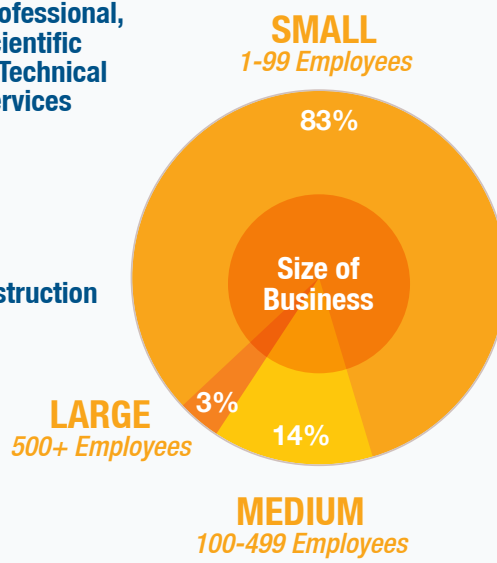
**4.9%**  
Unemployment Rate in Windsor as of April 2017



Employers rated the **availability** of qualified workers in Windsor–Essex.



Windsor CMA April 2017 Unemployment Rate: 4.9% Source: CANSIM Table 282-0135, Statistics Canada



**62%** of respondents plan to hire in the next 3 months

JOIN IN THE CONVERSATION ONLINE AT:  
[workforcewindsor-essex.com](http://workforcewindsor-essex.com)

### Top Positions Employers Hired

- Retail Salespersons
- Construction Trades Labourers
- Food & Beverage Servers
- Machinists
- Tool & Die Makers
- Computer Programmers
- Administrative Officers
- Manufacturing Labourers
- Welders

### Top Hard-to-Fill Positions

- Welders
- Electrical Engineers
- Industrial Engineering & Manufacturing Technologists & Technicians
- Machinists
- Industrial & Manufacturing Engineers
- Mechanical Engineering Technologists & Technicians
- Tool & Die Makers
- Retail Salespersons
- Customer Service Representatives
- Industrial Electricians
- Cooks

### Organizations lost employees due to...

Quits	72%
Retirements	3%
Temporary Layoffs	7%
Permanent Layoffs	3%
Dismissals	15%

### Respondents believe the outlook for their industry is:

Growing	53%
Stable	35%
Declining	8%
Not Sure	5%



**26%** of the hires were youth aged 15-29

### Organizations hired for many types of positions last year

Full-time	81%
Part-time	6%
Contract	9%
Seasonal	3%

**TOP 3**

BARRIERS TO GROWTH:

MARKETING

FINANCING

WORKFORCE SKILLS SHORTAGE

From June 2016 to April 2017, 420 respondents participated in four quarterly surveys carried out by Workforce WindsorEssex with support from community partners. Respondents were asked to provide information on their organization's workforce and economic outlook. The aggregated responses and key themes are found on this page.